

MS-100

Number: MS-100
Passing Score: 800
Time Limit: 120 min
File Version: 1

MS-100



Website: <https://vceplus.com>
VCE to PDF Converter: <https://vceplus.com/vce-to-pdf/>
Facebook: <https://www.facebook.com/VCE.For.All.VN/>
Twitter : https://twitter.com/VCE_Plus

<https://vceplus.com/>

Design and Implement Microsoft 365 Services

Question Set 1

QUESTION 1

Note: This question is part of a series of questions that present the same scenario. Each question in the series contains a unique solution that might meet the stated goals. Some question sets might have more than one correct solution, while others might not have a correct solution.

After you answer a question in this section, you will NOT be able to return to it. As a result, these questions will not appear in the review screen.

Your company has a Microsoft Office 365 tenant.

You suspect that several Office 365 features were recently updated.

You need to view a list of the features that were recently updated in the tenant.

Solution: You use the View service requests option in the Microsoft 365 admin center.

Does this meet the goal?



<https://vceplus.com/>

A. Yes

B. No

Correct Answer: B

Section: (none)

Explanation

Explanation/Reference:

Explanation:

A service request is a support ticket. Therefore, the **View service requests** option in the Microsoft 365 admin center displays a list of support tickets. It does not display a list of the features that were recently updated in the tenant so this solution does not meet the goal.

To meet the goal, you need to use **Message center** in the Microsoft 365 admin center.

Reference:

<https://docs.microsoft.com/en-us/office365/admin/manage/message-center?view=o365-worldwide>

QUESTION 2

Note: This question is part of a series of questions that present the same scenario. Each question in the series contains a unique solution that might meet the stated goals. Some question sets might have more than one correct solution, while others might not have a correct solution.

After you answer a question in this section, you will NOT be able to return to it. As a result, these questions will not appear in the review screen.

Your company has a Microsoft Office 365 tenant.

You suspect that several Office 365 features were recently updated.

You need to view a list of the features that were recently updated in the tenant.

Solution: You use Dashboard in Security & Compliance.

Does this meet the goal?

- A. Yes
- B. No

Correct Answer: B

Section: (none)

Explanation

Explanation/Reference:

Explanation:

Depending on what your organization's Office 365 subscription includes, the **Dashboard** in Security & Compliance includes several widgets, such as Threat Management Summary, Threat Protection Status, Global Weekly Threat Detections, Malware, etc. It does not display a list of the features that were recently updated in the tenant so this solution does not meet the goal.

To meet the goal, you need to use **Message center** in the Microsoft 365 admin center.

Reference: <https://docs.microsoft.com/en-us/microsoft-365/security/office-365-security/security-dashboard> <https://docs.microsoft.com/en-us/office365/admin/manage/message-center?view=o365-worldwide>

QUESTION 3

Note: This question is part of a series of questions that present the same scenario. Each question in the series contains a unique solution that might meet the stated goals. Some question sets might have more than one correct solution, while others might not have a correct solution.

After you answer a question in this section, you will NOT be able to return to it. As a result, these questions will not appear in the review screen.

Your company has a Microsoft Office 365 tenant.

You suspect that several Office 365 features were recently updated.

You need to view a list of the features that were recently updated in the tenant.

Solution: You use Message center in the Microsoft 365 admin center.

Does this meet the goal?

- A. Yes
- B. No



Correct Answer: A

Section: (none)

Explanation

Explanation/Reference:

Explanation:

The **Message center** in the Microsoft 365 admin center is where you would go to view a list of the features that were recently updated in the tenant. This is where Microsoft posts official messages with information including new and changed features, planned maintenance, or other important announcements.

Reference: <https://docs.microsoft.com/en-us/office365/admin/manage/message-center?view=o365-worldwide>

QUESTION 4

Note: This question is part of a series of questions that present the same scenario. Each question in the series contains a unique solution that might meet the stated goals. Some question sets might have more than one correct solution, while others might not have a correct solution.

After you answer a question in this section, you will NOT be able to return to it. As a result, these questions will not appear in the review screen.

Your company has a Microsoft Office 365 tenant.

You suspect that several Office 365 features were recently updated.

You need to view a list of the features that were recently updated in the tenant.

Solution: You review the Security & Compliance report in the Microsoft 365 admin center.

Does this meet the goal?

- A. Yes
- B. No

Correct Answer: B

Section: (none)

Explanation

Explanation/Reference:

Explanation:

The **Security & Compliance reports** in the Microsoft 365 admin center are reports regarding security and compliance for your Office 365 Services. For example, email usage reports, Data Loss Prevention reports etc. They do not display a list of the features that were recently updated in the tenant so this solution does not meet the goal.

To meet the goal, you need to use **Message center** in the Microsoft 365 admin center.

Reference: <https://docs.microsoft.com/en-us/microsoft-365/security/office-365-security/download-existing-reports>

QUESTION 5

You recently migrated your on-premises email solution to Microsoft Exchange Online and are evaluating which licenses to purchase.

You want the members of two groups named IT and Managers to be able to use the features shown in the following table.

Feature	Available to
Microsoft Azure Active Directory (Azure AD) conditional access	IT group, Managers group
Microsoft Azure Active Directory (Azure AD) Privileged Identity Management	IT group

The IT group contains 50 users. The Managers group contains 200 users.

You need to recommend which licenses must be purchased for the planned solution. The solution must minimize licensing costs.

Which licenses should you recommend?

- A. 250 Microsoft 365 E3 only
- B. 50 Microsoft 365 E3 and 200 Microsoft 365 E5
- C. 250 Microsoft 365 E5 only
- D. 200 Microsoft 365 E3 and 50 Microsoft 365 E5



Correct Answer: D

Section: (none)

Explanation

Explanation/Reference:

Explanation:

Microsoft Azure Active Directory Privileged Identity Management requires an Azure AD Premium P2 license. This license comes as part of the Microsoft 365 E5 license. Therefore, we need 50 Microsoft 365 E5 licenses for the IT group.

Conditional Access requires the Azure AD Premium P1 license. This comes as part of the Microsoft E3 license. Therefore, we need 200 Microsoft 365 E3 licenses for the Managers group.

Reference: <https://docs.microsoft.com/en-us/azure/active-directory/privileged-identity-management/subscription-requirements>

QUESTION 6

You have a Microsoft 365 tenant that contains Microsoft Exchange Online.

You plan to enable calendar sharing with a partner organization named adatum.com. The partner organization also has a Microsoft 365 tenant.

You need to ensure that the calendar of every user is available to the users in adatum.com immediately.

What should you do?

- A. From the Exchange admin center, create a sharing policy.
- B. From the Exchange admin center, create a new organization relationship.
- C. From the Microsoft 365 admin center, modify the Organization profile settings.
- D. From the Microsoft 365 admin center, configure external site sharing.

Correct Answer: B

Section: (none)

Explanation

Explanation/Reference:

Explanation:

You need to set up an organization relationship to share calendar information with an external business partner. Office 365 admins can set up an organization relationship with another Office 365 organization or with an Exchange on-premises organization.

Reference: <https://docs.microsoft.com/en-us/exchange/sharing/organization-relationships/create-an-organization-relationship>

QUESTION 7

Your company has an on-premises Microsoft Exchange Server 2016 organization and a Microsoft 365 Enterprise subscription.

You plan to migrate mailboxes and groups to Exchange Online.

You start a new migration batch.

Users report slow performance when they use the on-premises Exchange Server organization.

You discover that the migration is causing the slow performance.

You need to reduce the impact of the mailbox migration on the end-users.

What should you do?

- A. Create a mail flow rule.
- B. Configure back pressure.

- C. Modify the migration endpoint settings.
- D. Create a throttling policy.

Correct Answer: C

Section: (none)

Explanation

Explanation/Reference:

Explanation:

The migration is causing the slow performance. This suggests that the on-premise Exchange server is struggling under the load of copying the mailboxes to Exchange Online. You can reduce the load on the on-premise server by reducing the maximum number of concurrent mailbox migrations. Migrating just a few mailboxes at a time will have less of a performance impact than migrating many mailboxes concurrently.

Reference: <https://support.microsoft.com/en-gb/help/2797784/how-to-manage-the-maximum-concurrent-migration-batches-in-exchange-online>

QUESTION 8

You have a Microsoft 365 subscription.

You need to prevent phishing email messages from being delivered to your organization.

What should you do?

- A. From the Exchange admin center, create an anti-malware policy.
- B. From Security & Compliance, create a DLP policy.
- C. From Security & Compliance, create a new threat management policy.
- D. From the Exchange admin center, create a spam filter policy.

Correct Answer: C

Section: (none)

Explanation

Explanation/Reference:

Explanation:

Anti-phishing protection is part of Office 365 Advanced Threat Protection (ATP). To prevent phishing email messages from being delivered to your organization, you need to configure a threat management policy.

ATP anti-phishing is only available in Advanced Threat Protection (ATP). ATP is included in subscriptions, such as Microsoft 365 Enterprise, Microsoft 365 Business, Office 365 Enterprise E5, Office 365 Education A5, etc.

Reference: <https://docs.microsoft.com/en-us/office365/securitycompliance/set-up-anti-phishing-policies>

QUESTION 9

Your company has a Microsoft 365 subscription. All identities are managed in the cloud.

The company purchases a new domain name.

You need to ensure that all new mailboxes use the new domain as their primary email address.

What are two possible ways to achieve the goal? Each correct answer presents a complete solution.

NOTE: Each correct selection is worth one point.

- A. Run the `Update-EmailAddressPolicy` Windows PowerShell command
- B. From the Exchange admin center, select **mail flow**, and then configure the email address policies.
- C. From the Microsoft 365 admin center, select **Setup**, and then configure the domains.
- D. Run the `Set-EmailAddressPolicy` Windows PowerShell command.
- E. From the Azure Active Directory admin center, configure the custom domain names.

Correct Answer: BD

Section: (none)

Explanation

Explanation/Reference:

Explanation:

Email address policies define the rules that create email addresses for recipients in your Exchange organization whether this is Exchange on-premise or Exchange online.

You can configure email address policies using the graphical interface of the Exchange Admin Center or by using PowerShell with the `SetEmailAddressPolicy` cmdlet.

The `Set-EmailAddressPolicy` cmdlet is used to modify an email address policy. The `Update-EmailAddressPolicy` cmdlet is used to apply an email address policy to users.

Reference:

<https://docs.microsoft.com/en-us/exchange/email-addresses-and-address-books/email-address-policies/email-address-policies?view=exchserver-2019>

QUESTION 10

Your company has a Microsoft Azure Active Directory (Azure AD) tenant named contoso.com that includes the users shown in the following table.

Name	Usage location	Membership
User1	United States	Group1, Group2
User2	<i>Not set</i>	Group2
User3	<i>Not set</i>	Group1
User4	Canada	Group1

Group2 is a member of Group1.

You assign a Microsoft Office 365 Enterprise E3 license to Group1.

How many Office 365 E3 licenses are assigned?

- A. 1
- B. 2
- C. 3
- D. 4



Correct Answer: C

Section: (none)

Explanation

Explanation/Reference:

Explanation:

Group-based licensing currently does not support groups that contain other groups (nested groups). If you apply a license to a nested group, only the immediate first-level user members of the group have the licenses applied. Therefore, User2 will not be assigned a license.

When Azure AD assigns group licenses, any users without a specified usage location inherit the location of the directory. Therefore, User3 will be assigned a license and his usage location will be set to the location of the directory.

Reference: <https://docs.microsoft.com/en-us/azure/active-directory/users-groups-roles/licensing-groups-assign> <https://docs.microsoft.com/en-us/azure/active-directory/users-groups-roles/licensing-group-advanced>

QUESTION 11

You have a Microsoft 365 subscription.

A new corporate security policy states that you must automatically send DLP incident reports to the users in the legal department.

You need to schedule the email delivery of the reports. The solution must ensure that the reports are sent as frequently as possible.

How frequently can you schedule the delivery of the reports?

- A. hourly
- B. monthly
- C. weekly
- D. daily

Correct Answer: C

Section: (none)

Explanation

Explanation/Reference:

Explanation:

From the Dashboard in the Security and Compliance center, you can view various reports including the DLP Incidents report. From there you can configure a schedule to email the reports. In the schedule configuration, there are two choices for the frequency: Weekly or Monthly. Therefore, to ensure that the reports are sent as frequently as possible, you need to select Weekly.

Reference:

<https://docs.microsoft.com/en-us/microsoft-365/security/office-365-security/create-a-schedule-for-a-report>

QUESTION 12

Your company has a Microsoft 365 subscription.

You need to identify all the users in the subscription who are licensed for Microsoft Office 365 through a group membership. The solution must include the name of the group used to assign the license.

What should you use?

- A. the Licenses blade in the Azure portal
- B. Reports in the Microsoft 365 admin center
- C. Active users in the Microsoft 365 admin center
- D. Reports in Security & Compliance

Correct Answer: A

Section: (none)

Explanation

Explanation/Reference:

Explanation:

In the Azure AD Admin Center, select Azure Active Directory then select Licenses to open the Licenses blade. From there you need to click on the 'Managed your purchased licenses link'. Select a license you want to view, for example Office 365 E3. This will then display a list of all users with that license. In the 'Assignment Paths' column, it will say 'Direct' for a license that has been assigned directly to a user or 'Inherited (Group Name)' for a license that has been assigned through a group.

Reference:

<https://docs.microsoft.com/en-us/azure/active-directory/users-groups-roles/licensing-groups-assign>

QUESTION 13

Your company has a Microsoft 365 subscription.

You upload several archive PST files to Microsoft 365 by using the Security & Compliance admin center.

A month later, you attempt to run an import job for the PST files.

You discover that the PST files were deleted from Microsoft 365.

What is the most likely cause of the files being deleted? More than one answer choice may achieve the goal. Select the **BEST** answer.

- A. The PST files were corrupted and deleted by Microsoft 365 security features.
- B. PST files are deleted automatically from Microsoft 365 after 30 days.
- C. The size of the PST files exceeded a storage quota and caused the files to be deleted.
- D. Another administrator deleted the PST files.

Correct Answer: B

Section: (none)

Explanation

Explanation/Reference:

Explanation:

You can use the Office 365 Import Service to bulk-import PST files to Office 365 mailboxes.

When you use the network upload method to import PST files, you upload them to an Azure blob container named ingestiondata. If there are no import jobs in progress on the Import page in the Security & Compliance Center), then all PST files in the ingestiondata container in Azure are deleted 30 days after the most recent import job was created in the Security & Compliance Center.

Reference:

<https://docs.microsoft.com/en-us/office365/securitycompliance/faqimporting-pst-files-to-office-365>

QUESTION 14

Your company has a main office and 20 branch offices in North America and Europe. Each branch connects to the main office by using a WAN link. All the offices connect to the Internet and resolve external host names by using the main office connections.

You plan to deploy Microsoft 365 and to implement a direct Internet connection in each office.

You need to recommend a change to the infrastructure to provide the quickest possible access to Microsoft 365 services.

What is the best recommendation to achieve the goal? More than one answer choice may achieve the goal. Select the **BEST** answer.

- A. For all the client computers in the branch offices, modify the MTU setting by using a Group Policy object (GPO).
- B. In each branch office, deploy a proxy server that has user authentication enabled.
- C. In each branch office, deploy a firewall that has packet inspection enabled.
- D. In the branch offices, configure name resolution so that all external hosts are redirected to public DNS servers directly.

Correct Answer: D

Section: (none)

Explanation

Explanation/Reference:

Explanation:

Being a cloud service, Office 365 would be classed as an external host to the office computers.

All the offices connect to the Internet and resolve external host names by using the main office connections. This means that all branch office computers perform DNS lookups and connect to the Internet over the WAN link.

Each branch office will have a direct connection to the Internet so the quickest possible access to Microsoft 365 services would be by using the direct Internet connections. However, the DNS lookups would still go over the WAN links to main office. The solution to provide the quickest possible access to Microsoft 365 services is to configure DNS name resolution so that the computers use public DNS servers for external hosts. That way DNS lookups for Office 365 and the connections to Office 365 will use the direct Internet connections.

QUESTION 15

Your network contains an Active Directory forest named adatum.local. The forest contains 500 users and uses adatum.com as a UPN suffix.

You deploy a Microsoft 365 tenant.

You implement directory synchronization and sync only 50 support users.

You discover that five of the synchronized users have usernames that use a UPN suffix of onmicrosoft.com.

You need to ensure that all synchronized identities retain the UPN set in their on-premises user account.

What should you do?

- A. From the Microsoft 365 admin center, add adatum.com as a custom domain name.
- B. From Windows PowerShell, run the `Set-ADDomain -AllowedDNSSuffixes adatum.com` command.
- C. From Active Directory Users and Computers, modify the UPN suffix of the five user accounts.
- D. From the Microsoft 365 admin center, add adatum.local as a custom domain name.

Correct Answer: C

Section: (none)

Explanation

Explanation/Reference:

Explanation:



The question states that only five of the synchronized users have usernames that use a UPN suffix of onmicrosoft.com. Therefore the other 45 users have the correct UPN suffix. This tells us that the adatum.com domain has already been added to Office 365 as a custom domain.

The forest is named adatum.local and uses adatum.com as a UPN suffix. User accounts in the domain will have adatum.local as their default UPN suffix. To use adatum.com as the UPN suffix, each user account will need to be configured to use adatum.com as the UPN suffix.

Any synchronized user account that has adatum.local as a UPN suffix will be configured to use a UPN suffix of onmicrosoft.com because adatum.local cannot be added to Office 365 as a custom domain.

Therefore, the reason that the five synchronized users have usernames with a UPN suffix of onmicrosoft.com is because their accounts were not configured to use the UPN suffix of contoso.com.

Reference:

<https://docs.microsoft.com/en-us/office365/enterprise/prepare-a-non-routable-domain-for-directory-synchronization>

QUESTION 16

Your company has on-premises servers and a Microsoft Azure Active Directory (Azure AD) tenant.

Several months ago, the Azure AD Connect Health agent was installed on all the servers.

You review the health status of all the servers regularly.

Recently, you attempted to view the health status of a server named Server1 and discovered that the server is **NOT** listed on the Azure Active Directory Connect Servers list.

You suspect that another administrator removed Server1 from the list.

You need to ensure that you can view the health status of Server1.

What are two possible ways to achieve the goal? Each correct answer presents a complete solution.

NOTE: Each correct selection is worth one point.

- A. From Windows PowerShell, run the `Register-AzureADConnectHealthSyncAgent` cmdlet.
- B. From Azure Cloud shell, run the `Connect-AzureAD` cmdlet.
- C. From Server1, change the Azure AD Connect Health services Startup type to **Automatic (Delayed Start)**.
- D. From Server1, change the Azure AD Connect Health services Startup type to **Automatic**.
- E. From Server1, reinstall the Azure AD Connect Health agent.

Correct Answer: AE

Section: (none)

Explanation

Explanation/Reference:

Explanation: question states that another administrator removed Server1 from the list. To view the health status of Server1, you need to re-register the AD Connect Health Sync Agent. You can do this manually by running the `Register-AzureADConnectHealthSyncAgent` cmdlet. Alternatively, you can reinstall the Azure AD Connect Health agent. The Azure AD Connect Health agent is registered as part of the installation.

Reference:

<https://docs.microsoft.com/en-us/azure/active-directory/hybrid/how-to-connect-health-agent-install>

QUESTION 17

You have a Microsoft 365 subscription.

You suspect that several Microsoft Office 365 applications or services were recently updated.

You need to identify which applications or services were recently updated.

What are two possible ways to achieve the goal? Each correct answer presents a complete solution.

NOTE: Each correct selection is worth one point.

- A. From the Microsoft 365 admin center, review the Message center blade.
- B. From the Office 365 Admin mobile app, review the messages.
- C. From the Microsoft 365 admin center, review the Products blade.
- D. From the Microsoft 365 admin center, review the Service health blade.

Correct Answer: AB

Section: (none)

Explanation

Explanation/Reference:

Explanation:

The Message center in the Microsoft 365 admin center is where you would go to view a list of the features that were recently updated in the tenant. This is where Microsoft posts official messages with information including new and changed features, planned maintenance, or other important announcements. The messages displayed in the Message center can also be viewed by using the Office 365 Admin mobile app.

Reference: <https://docs.microsoft.com/en-us/office365/admin/manage/message-center?view=o365-worldwide> <https://docs.microsoft.com/en-us/office365/admin/admin-overview/admin-mobile-app?view=o365-worldwide>

QUESTION 18

Note: This question is part of a series of questions that present the same scenario. Each question in the series contains a unique solution that might meet the stated goals. Some question sets might have more than one correct solution, while others might not have a correct solution.

After you answer a question in this section, you will NOT be able to return to it. As a result, these questions will not appear in the review screen.

Your company has a Microsoft Office 365 tenant.

You suspect that several Office 365 features were recently updated.

You need to view a list of the features that were recently updated in the tenant.

Solution: You use **Monitoring and reports** from the Compliance admin center.

Does this meet the goal?

- A. Yes
- B. No

Correct Answer: B

Section: (none)

Explanation

Explanation/Reference:

Explanation:

Depending on what your organization's Office 365 subscription includes, the **Dashboard** in Security & Compliance includes several widgets, such as Threat Management Summary, Threat Protection Status, Global Weekly Threat Detections, Malware, etc. The Compliance admin center in Microsoft 365 contains much of the same information but also includes additional entries focusing on alerts, data insights.

The **Monitoring and reports** section from the Compliance admin center does not display a list of the features that were recently updated in the tenant so this solution does not meet the goal.

To meet the goal, you need to use **Message center** in the Microsoft 365 admin center.

Reference:

<https://docs.microsoft.com/en-us/office365/admin/manage/message-center?view=o365-worldwide>

QUESTION 19

Note: This question is part of a series of questions that present the same scenario. Each question in the series contains a unique solution that might meet the stated goals. Some question sets might have more than one correct solution, while others might not have a correct solution.

After you answer a question in this section, you will NOT be able to return to it. As a result, these questions will not appear in the review screen.

Your network contains an Active Directory domain named contoso.com that is synced to Microsoft Azure Active Directory (Azure AD).

You manage Windows 10 devices by using Microsoft System Center Configuration Manager (Current Branch).

You configure a pilot for co-management.

You add a new device named Device1 to the domain. You install the Configuration Manager client on Device1.

You need to ensure that you can manage Device1 by using Microsoft Intune and Configuration Manager.

Solution: You add Device1 to an Active Directory group.

Does this meet the goal?

A. Yes

B. No

Correct Answer: B

Section: (none)

Explanation

Explanation/Reference:

Explanation:

Device1 has the Configuration Manager client installed so you can manage Device1 by using Configuration Manager.

To manage Device1 by using Microsoft Intune, the device has to be enrolled in Microsoft Intune. In the Co-management Pilot configuration, you configure a Configuration Manager Device Collection that determines which devices are auto-enrolled in Microsoft Intune. You need to add Device1 to the Device Collection, not an Active Directory Group. Therefore, this solution does not meet the requirements.

Reference: <https://docs.microsoft.com/en-us/configmgr/comanage/how-to-enable>

QUESTION 20

Note: This question is part of a series of questions that present the same scenario. Each question in the series contains a unique solution that might meet the stated goals. Some question sets might have more than one correct solution, while others might not have a correct solution.

After you answer a question in this section, you will NOT be able to return to it. As a result, these questions will not appear in the review screen.

Your network contains an Active Directory domain named contoso.com that is synced to Microsoft Azure Active Directory (Azure AD).

You manage Windows 10 devices by using Microsoft System Center Configuration Manager (Current Branch).

You configure a pilot for co-management.

You add a new device named Device1 to the domain. You install the Configuration Manager client on Device1.

You need to ensure that you can manage Device1 by using Microsoft Intune and Configuration Manager.

Solution: Define a Configuration Manager device collection as the pilot collection. Add Device1 to the collection.

Does this meet the goal?

- A. Yes
- B. No

Correct Answer: A

Section: (none)

Explanation

Explanation/Reference:

Explanation:

Device1 has the Configuration Manager client installed so you can manage Device1 by using Configuration Manager.

To manage Device1 by using Microsoft Intune, the device has to be enrolled in Microsoft Intune. In the Co-management Pilot configuration, you configure a Configuration Manager Device Collection that determines which devices are auto-enrolled in Microsoft Intune. You need to add Device1 to the Device Collection so that it auto-enrolls in Microsoft Intune. You will then be able to manage Device1 using Microsoft Intune.

Reference: <https://docs.microsoft.com/en-us/configmgr/comanage/how-to-enable>

QUESTION 21

Note: This question is part of a series of questions that present the same scenario. Each question in the series contains a unique solution that might meet the stated goals. Some question sets might have more than one correct solution, while others might not have a correct solution.

After you answer a question in this section, you will NOT be able to return to it. As a result, these questions will not appear in the review screen.

Your network contains an Active Directory domain named contoso.com that is synced to Microsoft Azure Active Directory (Azure AD).

You manage Windows 10 devices by using Microsoft System Center Configuration Manager (Current Branch).

You configure a pilot for co-management.

You add a new device named Device1 to the domain. You install the Configuration Manager client on Device1.

You need to ensure that you can manage Device1 by using Microsoft Intune and Configuration Manager.

Solution: You create a device configuration profile from the Intune admin center.

Does this meet the goal?

- A. Yes
- B. No

Correct Answer: B

Section: (none)

Explanation

Explanation/Reference:

Explanation:

Device1 has the Configuration Manager client installed so you can manage Device1 by using Configuration Manager.

To manage Device1 by using Microsoft Intune, the device has to be enrolled in Microsoft Intune. In the Co-management Pilot configuration, you configure a Configuration Manager Device Collection that determines which devices are auto-enrolled in Microsoft Intune. You need to add Device1 to the Device Collection. You do not need to create a device configuration profile from the Intune admin center. Therefore, this solution does not meet the requirements.

Reference: <https://docs.microsoft.com/en-us/configmgr/comanage/how-to-enable>

QUESTION 22

You have a Microsoft 365 subscription.

You configure a data loss prevention (DLP) policy.

You discover that users are incorrectly marking content as false positive and bypassing the DLP policy.

You need to prevent the users from bypassing the DLP policy.

What should you configure?

- A. actions
- B. exceptions
- C. incident reports
- D. user overrides



Correct Answer: D

Section: (none)

Explanation

Explanation/Reference:

Explanation:

A DLP policy can be configured to allow users to override a policy tip and report a false positive.

You can educate your users about DLP policies and help them remain compliant without blocking their work. For example, if a user tries to share a document containing sensitive information, a DLP policy can both send them an email notification and show them a policy tip in the context of the document library that allows them to override the policy if they have a business justification. The same policy tips also appear in Outlook on the web, Outlook, Excel, PowerPoint, and Word.

If you find that users are incorrectly marking content as false positive and bypassing the DLP policy, you can configure the policy to not allow user overrides.

Reference:

<https://docs.microsoft.com/en-us/office365/securitycompliance/data-loss-prevention-policies>

QUESTION 23

In Microsoft 365, you configure a data loss prevention (DLP) policy named Policy1. Policy1 detects the sharing of United States (US) bank account numbers in email messages and attachments.

Policy1 is configured as shown in the exhibit. (Click the **Exhibit** tab.)

Use actions to protect content when the conditions are met.

Restrict access or encrypt the content

- ☒ Block people from sharing and restrict access to shared content

By default, users are blocked from sending email messages to people. You can choose who has access to shared SharePoint and OneDrive content.

Block these people from accessing SharePoint and OneDrive content

- ☐ Everyone. Only the content owner, the last modifier, and the site admin will continue to have access.
- ☒ Only people outside your organization. People inside your organization will continue to have access.
- ☐ Encrypt email messages (applies only to content to Exchange)

You need to ensure that internal users can email documents that contain US bank account numbers to external users who have an email suffix of contoso.com.

What should you configure?

- A. an action
- B. a group
- C. a condition
- D. an exception

Correct Answer: D

Section: (none)

Explanation

Explanation/Reference:

Explanation:

You need to add an exception. In the Advanced Settings of the DLP policy, you can add a rule to configure the Conditions and Actions. There is also an 'Add Exception' button. This gives you several options that you can select as the exception. One of the options is 'except when recipient domain is'. You need to select that option and enter the domain name contoso.com.

Reference:

<https://docs.microsoft.com/en-us/office365/securitycompliance/data-loss-prevention-policies#how-dlp-policies-work>

QUESTION 24

Your company uses on-premises Windows Server File Classification Infrastructure (FCI). Some documents on the on-premises file servers are classified as Confidential.

You migrate the files from the on-premises file servers to Microsoft SharePoint Online.

You need to ensure that you can implement data loss prevention (DLP) policies for the uploaded files based on the Confidential classification.

What should you do first?

- A. From the SharePoint admin center, create a managed property.
- B. From the SharePoint admin center, configure hybrid search.
- C. From the Security & Compliance Center PowerShell, run the `New-DlpComplianceRule` cmdlet.
- D. From the Security & Compliance Center PowerShell, run the `New-DataClassification` cmdlet.

Correct Answer: A

Section: (none)

Explanation



Explanation/Reference:

Explanation:

Your organization might use Windows Server FCI to identify documents with personally identifiable information (PII) such as social security numbers, and then classify the document by setting the Personally Identifiable Information property to High, Moderate, Low, Public, or Not PII based on the type and number of occurrences of PII found in the document. In Office 365, you can create a DLP policy that identifies documents that have that property set to specific values, such as High and Medium, and then takes an action such as blocking access to those files.

Before you can use a Windows Server FCI property or other property in a DLP policy, you need to create a managed property in the SharePoint admin center.

Reference:

<https://docs.microsoft.com/en-us/microsoft-365/compliance/protect-documents-that-have-fci-or-other-properties>

QUESTION 25

Your company has 10 offices.

The network contains an Active Directory domain named contoso.com. The domain contains 500 client computers. Each office is configured as a separate subnet.

You discover that one of the offices has the following:

- Computers that have several preinstalled applications
 - Computers that use nonstandard computer names
 - Computers that have Windows 10 preinstalled ▪
- Computers that are in a workgroup

You must configure the computers to meet the following corporate requirements:

- All the computers must be joined to the domain.
 - All the computers must have computer names that use a prefix of CONTOSO. ▪
- All the computers must only have approved corporate applications installed.

You need to recommend a solution to redeploy the computers. The solution must minimize the deployment time.

- A. a provisioning package
- B. wipe and load refresh
- C. Windows Autopilot
- D. an in-place upgrade

Correct Answer: A

Section: (none)

Explanation

Explanation/Reference:

Explanation:

By using a provisioning package, IT administrators can create a self-contained package that contains all of the configuration, settings, and apps that need to be applied to a device.

Incorrect Answers:

- C: With Windows Autopilot the user can set up pre-configured devices without the need consult their IT administrator.
- D: Use the In-Place Upgrade option when you want to keep all (or at least most) existing applications.

Reference: <https://docs.microsoft.com/en-us/windows/deployment/windows-10-deployment-scenarios> <https://docs.microsoft.com/en-us/windows/deployment/windows-autopilot/windows-autopilot>

QUESTION 26



You have a Microsoft 365 subscription.

You recently configured a Microsoft SharePoint Online tenant in the subscription.

You plan to create an alert policy.

You need to ensure that an alert is generated only when malware is detected in more than five documents stored in SharePoint Online during a period of 10 minutes.

What should you do first?

- A. Enable Microsoft Office 365 Cloud App Security.
- B. Deploy Windows Defender Advanced Threat Protection (Windows Defender ATP).
- C. Enable Microsoft Office 365 Analytics.

Correct Answer: B

Section: (none)

Explanation

Explanation/Reference:

Explanation:

An alert policy consists of a set of rules and conditions that define the user or admin activity that generates an alert, a list of users who trigger the alert if they perform the activity, and a threshold that defines how many times the activity has to occur before an alert is triggered.

In this question, we would use the “Malware detected in file” activity in the alert settings then configure the threshold (5 detections) and the time window (10 minutes).

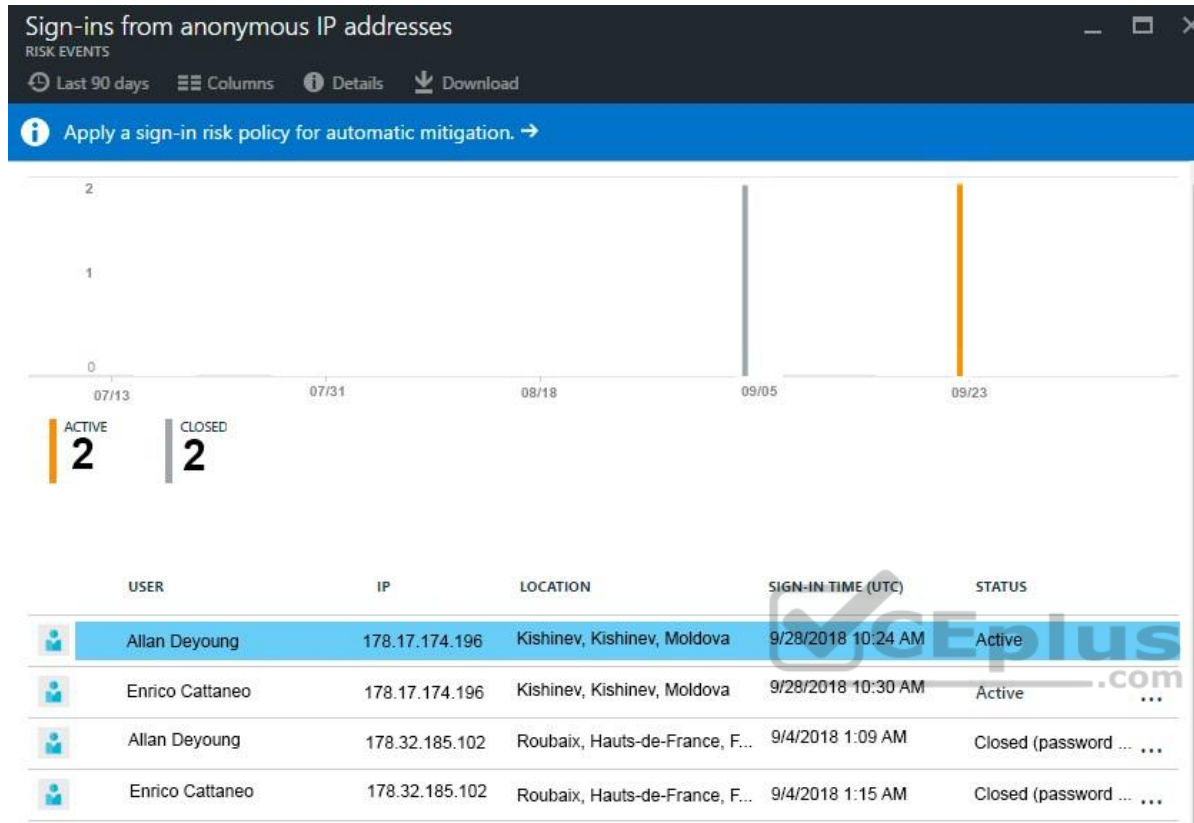
The ability to configure alert policies based on a threshold or based on unusual activity requires Advanced Threat Protection (ATP).

Reference:

<https://docs.microsoft.com/en-us/microsoft-365/compliance/alert-policies>

QUESTION 27

From the Microsoft Azure Active Directory (Azure AD) Identity Protection dashboard, you view the risk events shown in the exhibit. (Click the **Exhibit** tab.)



You need to reduce the likelihood that the sign-ins are identified as risky.

What should you do?

- A. From the Security & Compliance admin center, add the users to the Security Readers role group.
- B. From the Conditional access blade in the Azure Active Directory admin center, create named locations.
- C. From the Azure Active Directory admin center, configure the trusted IPs for multi-factor authentication.
- D. From the Security & Compliance admin center, create a classification label.

Correct Answer: B

Section: (none)

Explanation

Explanation/Reference:

Explanation:

A named location can be configured as a trusted location. Typically, trusted locations are network areas that are controlled by your IT department. In addition to Conditional Access, trusted named locations are also used by Azure Identity Protection and Azure AD security reports to reduce false positives for risky sign-ins.

Reference:

<https://docs.microsoft.com/en-us/azure/active-directory/conditional-access/location-condition>

QUESTION 28

You have a Microsoft 365 tenant.

You have a line-of-business application named App1 that users access by using the My Apps portal.

After some recent security breaches, you implement a conditional access policy for App1 that uses Conditional Access App Control.

You need to be alerted by email if impossible travel is detected for a user of App1. The solution must ensure that alerts are generated for App1 only.

What should you do?

- A. From Microsoft Cloud App Security, modify the impossible travel alert policy.
- B. From Microsoft Cloud App Security, create a Cloud Discovery anomaly detection policy.
- C. From the Azure Active Directory admin center, modify the conditional access policy.
- D. From Microsoft Cloud App Security, create an app discovery policy.

Correct Answer: A

Section: (none)

Explanation

Explanation/Reference:

Explanation:

Impossible travel detection identifies two user activities (is a single or multiple sessions) originating from geographically distant locations within a time period shorter than the time it would have taken the user to travel from the first location to the second.

We need to modify the policy so that it applies to App1 only.

Reference:

<https://docs.microsoft.com/en-us/cloud-app-security/anomaly-detection-policy>

QUESTION 29

Your network contains an on-premises Active Directory domain.

Your company has a security policy that prevents additional software from being installed on domain controllers.

You need to monitor a domain controller by using Microsoft Azure Advanced Threat Protection (ATP).

What should you do? More than one choice may achieve the goal. Select the **BEST** answer.

- A. Deploy an Azure ATP standalone sensor, and then configure port mirroring.
- B. Deploy an Azure ATP standalone sensor, and then configure detections.
- C. Deploy an Azure ATP sensor, and then configure detections.
- D. Deploy an Azure ATP sensor, and then configure port mirroring.

Correct Answer: C

Section: (none)

Explanation

Explanation/Reference:

Explanation:

If you're installing on a domain controller, you don't need a standalone ATP sensor. You need to configure the detections to detect application installations. With an ATP sensor (non-standalone), you don't need to configure port mirroring.

Reference: <https://docs.microsoft.com/en-us/azure-advanced-threat-protection/install-atp-step5> <https://docs.microsoft.com/en-us/azure-advanced-threat-protection/atp-capacity-planning#choosing-the-right-sensor-type-for-your-deployment>

QUESTION 30

Your network contains an on-premises Active Directory domain named contoso.com. The domain contains 1,000 Windows 10 devices.

You perform a proof of concept (PoC) deployment of Windows Defender Advanced Threat Protection (ATP) for 10 test devices. During the onboarding process, you configure Windows Defender ATP-related data to be stored in the United States.

You plan to onboard all the devices to Windows Defender ATP data in Europe.

What should you do first?

- A. Create a workspace

- B. Offboard the test devices
- C. Delete the workspace
- D. Onboard a new device

Correct Answer: B

Section: (none)

Explanation

Explanation/Reference:

Explanation:

When onboarding Windows Defender ATP for the first time, you can choose to store your data in Microsoft Azure datacenters in the European Union, the United Kingdom, or the United States. Once configured, you cannot change the location where your data is stored.

The only way to change the location is to offboard the test devices then onboard them again with the new location.

Reference: <https://docs.microsoft.com/en-us/windows/security/threat-protection/microsoft-defender-atp/data-storage-privacy#do-i-have-the-flexibility-to-select-where-to-storemy-data>

QUESTION 31

You implement Microsoft Azure Advanced Threat Protection (Azure ATP).

You have an Azure ATP sensor configured as shown in the following exhibit.

Updates

Updates

Domain controller restart
during updates



NAME	TYPE	VERSION	AUTOM...	DELAYE...	STATUS
LON-DC1	Sensor	2.48.5521	 on	 on	Up to date

Save

How long after the Azure ATP cloud service is updated will the sensor update?

- A. 1 hour
- B. 7 days
- C. 48 hours
- D. 12 hours
- E. 72 hours

Correct Answer: E

Section: (none)

Explanation

Explanation/Reference:

Explanation:

The exhibit shows that the sensor is configure for **Delayed update**.

Given the rapid speed of ongoing Azure ATP development and release updates, you may decide to define a subset group of your sensors as a delayed update ring, allowing for a gradual sensor update process. Azure ATP enables you to choose how your sensors are updated and set each sensor as a **Delayed update** candidate.

Sensors not selected for delayed update are updated automatically, each time the Azure ATP service is updated. Sensors set to **Delayed update** are updated on a delay of 72 hours, following the official release of each service update.

Reference:

<https://docs.microsoft.com/en-us/azure-advanced-threat-protection/sensor-update>

QUESTION 32

Your company has a Microsoft 365 E3 subscription.

All devices run Windows 10 Pro and are joined to Microsoft Azure Active Directory (Azure AD).

You need to change the edition of Windows 10 to Enterprise the next time users sign in to their computer. The solution must minimize downtime for the users.

What should you use?

- A. Subscription Activation
- B. Windows Update
- C. Windows Autopilot
- D. an in-place upgrade

Correct Answer: C

Section: (none)

Explanation

Explanation/Reference:

Explanation:

When initially deploying new Windows devices, Windows Autopilot leverages the OEM-optimized version of Windows 10 that is preinstalled on the device, saving organizations the effort of having to maintain custom images and drivers for every model of device being used. Instead of re-imaging the device, your existing Windows 10 installation can be transformed into a “business-ready” state, applying settings and policies, installing apps, and even changing the edition of Windows 10 being used (e.g. from Windows 10 Pro to Windows 10 Enterprise) to support advanced features.

Reference:

<https://docs.microsoft.com/en-us/windows/deployment/windows-autopilot/windows-autopilot>

QUESTION 33

Your network contains an Active Directory domain named contoso.com. The domain contains 1000 Windows 8.1 devices.

You plan to deploy a custom Windows 10 Enterprise image to the Windows 8.1 devices.

You need to recommend a Windows 10 deployment method.



What should you recommend?

- A. Wipe and load refresh
- B. Windows Autopilot
- C. a provisioning package
- D. an in-place upgrade

Correct Answer: A

Section: (none)

Explanation

Explanation/Reference:

Explanation:

To deploy a custom image, you must use the wipe and load refresh method. You cannot deploy a custom image by using an in-place upgrade, Windows Autopilot or a provisioning package.

Reference: <https://docs.microsoft.com/en-us/windows/deployment/windows-10-deployment-scenarios>

QUESTION 34

You use Microsoft System Center Configuration manager (Current Branch) to manage devices.

Your company uses the following types of devices:

- Windows 10
- Windows 8.1
- Android ▪
- iOS

Which devices can be managed by using co-management?

- A. Windows 10 and Windows 8.1 only
- B. Windows 10, Android, and iOS only
- C. Windows 10 only
- D. Windows 10, Windows 8.1, Android, and iOS

Correct Answer: C

Section: (none)

Explanation

Explanation/Reference:

Explanation:

You can manage only Windows 10 devices by using co-management.

When you concurrently manage Windows 10 devices with both Configuration Manager and Microsoft Intune, this configuration is called co-management. When you manage devices with Configuration Manager and enroll to a third-party MDM service, this configuration is called coexistence.

Reference: <https://docs.microsoft.com/en-us/configmgr/comanage/overview>

QUESTION 35

Your company has 20 employees. Each employee has a mailbox hosted in Outlook.com.

The company purchases a Microsoft 365 subscription.

You plan to migrate all the mailboxes to Microsoft 365.

You need to recommend which type of migration to use for the mailboxes.

What should you recommend?

- A. staged migration
- B. cutover migration
- C. minimal hybrid migration
- D. IMAP migration



Correct Answer: D

Section: (none)

Explanation

Explanation/Reference:

Explanation:

To migrate mailboxes from Outlook.com to Office 365, you need to use the IMAP migration method.

After you've added your users to Office 365, you can use Internet Message Access Protocol (IMAP) to migrate email for those users from their IMAP-enabled email servers.

In the Microsoft 365 admin center, go to **Setup > Data migration** to start migrating IMAP enabled emails. The email migrations page is pre-configured for migrations from Gmail, Outlook, Hotmail and Yahoo. You can also enter your own IMAP server name and connection parameters to migrate from an email service that is not listed.

References:

<https://docs.microsoft.com/en-us/exchange/mailbox-migration/migrating-imap-mailboxes/imap-migration-in-the-admin-center>

QUESTION 36

Your network contains an on-premises Active Directory domain named contoso.com that is synced to a Microsoft Azure Active Directory (Azure AD) tenant.

The on-premises network contains a file server named Server1. Server1 has a share named Share1 that contains company documents.

Your company purchases a Microsoft 365 subscription.

You plan to migrate data from Share1 to Microsoft 365. Only data that was created or modified during the last three months will be migrated.

You need to identify all the files in Share1 that were modified or created during the last 90 days.

What should you use?

- A. Server Manager
- B. Microsoft SharePoint Migration Tool
- C. Resource Monitor
- D. Usage reports from the Microsoft 365 admin center

Correct Answer: B

Section: (none)

Explanation

Explanation/Reference:

Explanation:

You can use the Microsoft SharePoint Migration Tool to migrate files from a file server to SharePoint Online.

The Microsoft SharePoint Migration Tool has a number of filters you can use to define which files will be migrated. One filter setting is “Migrate files modified after”.

This setting will only migrate files modified after the selected date.

The first phase of a migration is to perform a scan of the source files to create a manifest of the files that will be migrated. You can use this manifest to identify all the files in Share1 that were modified or created during the last 90 days.

References: <https://docs.microsoft.com/en-us/sharepointmigration/spmt-settings>

QUESTION 37

Your company has two offices. The offices are located in Seattle and New York.



The company uses a third-party email system.

You implement Microsoft 365.

You move all the users in the Seattle office to Exchange Online. You configure Microsoft 365 to successfully receive all the email messages sent to the Seattle office users.

All the users in the New York office continue to use the third-party email system.

The users use the email domains shown in the following table.

Users in	Email domain
Seattle	Contoso.com
New York	Adatum.com

You need to ensure that all the email messages sent to the New York office users are delivered successfully. The solution must ensure that all the email messages for the users in both offices are routed through Microsoft 365.

You create the required DNS records and Send connectors.

What should you do next from Microsoft 365?

- A. From Microsoft 365 admin center, set the default domain. From the Exchange admin center, create a transport rule for all the email messages sent to adatum.com.
- B. From Microsoft 365 admin center, add the adatum.com domain. From the Exchange admin center, configure adatum.com as an internal relay domain.
- C. From Microsoft 365 admin center, add the adatum.com domain. From the Exchange admin center, configure adatum.com as an authoritative domain.
- D. From Microsoft 365 admin center, set the default domain. From the Exchange admin center, configure adatum.com as a remote domain.

Correct Answer: B

Section: (none)

Explanation

Explanation/Reference:

Explanation:

The first step is to configure Exchange Online to accept emails for the adatum.com domain. To do this, we add the domain in Microsoft 365. When you add your domain to Microsoft 365, it's called an accepted domain.

The next step is to tell Exchange Online what to do with those emails. You need to configure the adatum.com domain as either an authoritative domain or an internal relay domain.

Authoritative domain means that the mailboxes for that domain are hosted in Office 365. In this question, the mailboxes for the adatum.com domain are hosted on the third-party email system. Therefore, we need to configure the adatum.com domain as an internal relay domain. For an internal relay domain, Exchange Online will receive the email for the adatum.com domain and then 'relay' (forward) the email on to the third-party email server.

References: <https://docs.microsoft.com/en-us/exchange/mail-flow-best-practices/manage-accepted-domains/manage-accepted-domains>



Design and Implement Microsoft 365 Services

Testlet 2

This is a case study. **Case studies are not timed separately. You can use as much exam time as you would like to complete each case.** However, there may be additional case studies and sections on this exam. You must manage your time to ensure that you are able to complete all questions included on this exam in the time provided.

To answer the questions included in a case study, you will need to reference information that is provided in the case study. Case studies might contain exhibits and other resources that provide more information about the scenario that is described in the case study. Each question is independent of the other questions in this case study.

At the end of this case study, a review screen will appear. This screen allows you to review your answer and to make changes before you move to the next section of the exam. After you begin a new section, you cannot return to this section.

To start the case study

To display the first question in this case study, click the **Next** button. Use the buttons in the left pane to explore the content of the case study before you answer the questions. Clicking these buttons displays information such as business requirements, existing environment, and problem statements. When you are ready to answer a question, click the **Question** button to return to the question.

Overview

Contoso, Ltd. is a consulting company that has a main office in Montreal and two branch offices in Seattle and New York.

The offices have the users and devices shown in the following table.

Office	Users	Laptops	Desktops	Mobile devices
Montreal	2,500	2,800	300	3,100
Seattle	1,000	1,100	200	1,500
New York	300	320	30	400

Contoso recently purchased a Microsoft 365 E5 subscription.

Existing Environment

The network contains an Active directory forest named contoso.com and a Microsoft Azure Active Directory (Azure AD) tenant named contoso.onmicrosoft.com.

You recently configured the forest to sync to the Azure AD tenant.

You add and then verify adatum.com as an additional domain name.

All servers run Windows Server 2016.

All desktop computers and laptops run Windows 10 Enterprise and are joined to contoso.com.

All the mobile devices in the Montreal and Seattle offices run Android. All the mobile devices in the New York office run iOS.

Contoso has the users shown in the following table.

Name	Role
User1	<i>None</i>
User2	<i>None</i>
User3	Customer Lockbox access approver
User4	<i>None</i>

Contoso has the groups shown in the following table.

Name	Type	Membership rule
Group1	Assigned	<i>Not applicable</i>
Group 2	Dynamic	(user.department –eq “Finance”)

Microsoft Office 365 licenses are assigned only to Group2.

The network also contains external users from a vendor company who have Microsoft accounts that use a suffix of @outlook.com.

Requirements

Planned Changes

Contoso plans to provide email addresses for all the users in the following domains:

- East.adatum.com
- Contoso.adatum.com
- Humongousinsurance.com

Technical Requirements

Contoso identifies the following technical requirements:

- All new users must be assigned Office 365 licenses automatically. ▪
- The principle of least privilege must be used whenever possible.

Security Requirements

Contoso identifies the following security requirements:

- Vendors must be able to authenticate by using their Microsoft account when accessing Contoso resources.
 - User2 must be able to view reports and schedule the email delivery of security and compliance reports.
 - The members of Group1 must be required to answer a security question before changing their password.
 - User3 must be able to manage Office 365 connectors. ▪
- User4 must be able to reset User3 password.

QUESTION 1

You need to add the custom domain names to Office 365 to support the planned changes as quickly as possible.

What should you create to verify the domain names successfully?

- A. three alias (CNAME) records
- B. one text (TXT) record
- C. one alias (CNAME) record
- D. three text (TXT) records



Correct Answer: D

Section: (none)

Explanation

Explanation/Reference:

Explanation:

Contoso plans to provide email addresses for all the users in the following domains:

- East.adatum.com
- Contoso.adatum.com
- Humongousinsurance.com

To verify three domain names, you need to add three TXT records.

Reference: <https://docs.microsoft.com/en-us/office365/admin/setup/add-domain?view=o365-worldwide> **Design and Implement Microsoft 365 Services**

Testlet 3

This is a case study. **Case studies are not timed separately. You can use as much exam time as you would like to complete each case.** However, there may be additional case studies and sections on this exam. You must manage your time to ensure that you are able to complete all questions included on this exam in the time provided.

To answer the questions included in a case study, you will need to reference information that is provided in the case study. Case studies might contain exhibits and other resources that provide more information about the scenario that is described in the case study. Each question is independent of the other questions in this case study.

At the end of this case study, a review screen will appear. This screen allows you to review your answer and to make changes before you move to the next section of the exam. After you begin a new section, you cannot return to this section.

To start the case study

To display the first question in this case study, click the **Next** button. Use the buttons in the left pane to explore the content of the case study before you answer the questions. Clicking these buttons displays information such as business requirements, existing environment, and problem statements. When you are ready to answer a question, click the **Question** button to return to the question.

Overview

Fabrikam, Inc. is an electronics company that produces consumer products. Fabrikam has 10,000 employees worldwide.

Fabrikam has a main office in London and branch offices in major cities in Europe, Asia, and the United States.

Existing Environment

Active Directory Environment

The network contains an Active Directory forest named fabrikam.com. The forest contains all the identities used for user and computer authentication.

Each department is represented by a top-level organizational unit (OU) that contains several child OUs for user accounts and computer accounts.

All users authenticate to on-premises applications by signing in to their device by using a UPN format of *username@fabrikam.com*.

Fabrikam does **NOT** plan to implement identity federation.

Network Infrastructure

Each office has a high-speed connection to the Internet.

Each office contains two domain controllers. All domain controllers are configured as a DNS server.

The public zone for fabrikam.com is managed by an external DNS server.

All users connect to an on-premises Microsoft Exchange Server 2016 organization. The users access their email by using Outlook Anywhere, Outlook on the web, or the Microsoft Outlook app for iOS. All the Exchange servers have the latest cumulative updates installed.

All shared company documents are stored on a Microsoft SharePoint Server farm.

Requirements

Planned Changes

Fabrikam plans to implement a Microsoft 365 Enterprise subscription and move all email and shared documents to the subscription.

Fabrikam plans to implement two pilot projects:

- Project1: During Project1, the mailboxes of 100 users in the sales department will be moved to Microsoft 365.
- Project2: After the successful completion of Project1, Microsoft Teams & Skype for Business will be enabled in Microsoft 365 for the sales department users.

Fabrikam plans to create a group named UserLicenses that will manage the allocation of all Microsoft 365 bulk licenses.

Technical Requirements

Fabrikam identifies the following technical requirements:

- All users must be able to exchange email messages successfully during Project1 by using their current email address.
 - Users must be able to authenticate to cloud services if Active Directory becomes unavailable.
 - A user named User1 must be able to view all DLP reports from the Microsoft 365 admin center.
 - Microsoft Office 365 ProPlus applications must be installed from a network share only. ▪
- Disruptions to email access must be minimized.

Application Requirements

Fabrikam identifies the following application requirements:

- An on-premises web application named App1 must allow users to complete their expense reports online. App1 must be available to users from the My Apps portal.
- The installation of feature updates for Office 365 ProPlus must be minimized.

Security Requirements

Fabrikam identifies the following security requirements:

- After the planned migration to Microsoft 365, all users must continue to authenticate to their mailbox and to SharePoint sites by using their UPN.

- The memberships of UserLicenses must be validated monthly. Unused user accounts must be removed from the group automatically.
 - After the planned migration to Microsoft 365, all users must be signed in to on-premises and cloud-based applications automatically. ▪
- The principle of least privilege must be used.

QUESTION 1

You are evaluating the required processes for Project1.

You need to recommend which DNS record must be created before adding a domain name for the project.

Which DNS record should you recommend?

- A. alias (CNAME)
- B. host information (HINFO)
- C. host (A)
- D. mail exchanger (MX)

Correct Answer: D

Section: (none)

Explanation

Explanation/Reference:

Explanation:

When you add a custom domain to Office 365, you need to verify that you own the domain. You can do this by adding either an MX record or a TXT record to the DNS for that domain.

Reference: <https://docs.microsoft.com/en-us/office365/admin/get-help-with-domains/create-dns-records-at-any-dns-hosting-provider?view=o365-worldwide>

QUESTION 2

You are evaluating the required processes for Project1.

You need to recommend which DNS record must be created before adding a domain name for the project.

Which DNS record should you recommend?

- A. alias (CNAME)
- B. text (TXT)
- C. host (AAAA)
- D. pointer (PTR)

Correct Answer: B

Section: (none)

Explanation

Explanation/Reference:

Explanation:

When you add a custom domain to Office 365, you need to verify that you own the domain. You can do this by adding either an MX record or a TXT record to the DNS for that domain.

Reference: <https://docs.microsoft.com/en-us/office365/admin/get-help-with-domains/create-dns-records-at-any-dns-hosting-provider?view=o365-worldwide>



Manage User Identity and Roles

Question Set 1

QUESTION 1

Your network contains an Active Directory domain named adatum.com that is synced to Microsoft Azure Active Directory (Azure AD).

The domain contains 100 user accounts.

The city attribute for all the users is set to the city where the user resides.

You need to modify the value of the city attribute to the three-letter airport code of each city.

What should you do?

- A. From Active Directory Administrative Center, select the Active Directory users, and then modify the Properties settings.
- B. From the Microsoft 365 admin center, select the users, and then use the Bulk actions option.
- C. From Azure Cloud Shell, run the `Get-AzureADUser` and `Set-AzureADUser` cmdlets.
- D. From Azure portal, select all the Azure AD users, and then use the User settings blade.

Correct Answer: A

Section: (none)

Explanation

Explanation/Reference:

Explanation:

The user accounts are synced from the on-premise Active Directory to the Microsoft Azure Active Directory (Azure AD). Therefore, the city attribute must be changed in the on-premise Active Directory.

You can modify certain attributes of multiple user accounts simultaneously by selecting them in Active Directory Administrative Center or Active Directory Users and Computers, right clicking then selecting Properties.

The other three options all suggest modifying the city attribute of the users in the Azure Active Directory which is incorrect.

Reference: <https://blogs.technet.microsoft.com/canitpro/2015/11/25/step-by-step-managing-multiple-user-accounts-via-active-directory-admin-center/>

QUESTION 2

You have a Microsoft 365 subscription that contains a Microsoft Azure Active Directory (Azure AD) tenant named contoso.com. The tenant includes a user named User1.

You enable Azure AD Identity Protection.

You need to ensure that User1 can review the list in Azure AD Identity Protection of users flagged for risk. The solution must use the principle of least privilege.

To which role should you add User1?

- A. Security reader
- B. User administrator
- C. Owner
- D. Global administrator

Correct Answer: A

Section: (none)

Explanation

Explanation/Reference:

Explanation:

The risky sign-ins reports are available to users in the following roles:

- Security Administrator
- Global Administrator ▪
- Security Reader



Of the three roles listed above, the Security Reader role has the least privilege.

Reference: <https://docs.microsoft.com/en-us/azure/active-directory/reports-monitoring/concept-risky-sign-ins>

QUESTION 3

Your network contains three Active Directory forests.

You create a Microsoft Azure Active Directory (Azure AD) tenant.

You plan to sync the on-premises Active Directory to Azure AD.

You need to recommend a synchronization solution. The solution must ensure that the synchronization can complete successfully and as quickly as possible if a single server fails.

What should you include in the recommendation?

- A. three Azure AD Connect sync servers and three Azure AD Connect sync servers in staging mode

- B. one Azure AD Connect sync server and one Azure AD Connect sync server in staging mode
- C. three Azure AD Connect sync servers and one Azure AD Connect sync server in staging mode
- D. six Azure AD Connect sync servers and three Azure AD Connect sync servers in staging mode

Correct Answer: B

Section: (none)

Explanation

Explanation/Reference:

Explanation:

Azure AD Connect can be active on only one server. You can install Azure AD Connect on another server for redundancy but the additional installation would need to be in Staging mode. An Azure AD connect installation in Staging mode is configured and ready to go but it needs to be manually switched to Active to perform directory synchronization.

Reference: <https://docs.microsoft.com/en-us/azure/active-directory/hybrid/how-to-connect-install-custom>

QUESTION 4

Your company has 10,000 users who access all applications from an on-premises data center.

You plan to create a Microsoft 365 subscription and to migrate data to the cloud.

You plan to implement directory synchronization.

User accounts and group accounts must sync to Microsoft Azure Active Directory (Azure AD) successfully.

You discover that several user accounts fail to sync to Azure AD.

You need to resolve the issue as quickly as possible.

What should you do?

- A. From Active Directory Administrative Center, search for all the users, and then modify the properties of the user accounts.
- B. Run `idfix.exe`, and then click **Complete**.
- C. From Windows PowerShell, run the `Start-AdSyncCycle -PolicyType Delta` command.
- D. Run `idfix.exe`, and then click **Edit**.

Correct Answer: D

Section: (none)

Explanation

Explanation/Reference:

Explanation:

IdFix is used to perform discovery and remediation of identity objects and their attributes in an on-premises Active Directory environment in preparation for migration to Azure Active Directory. IdFix is intended for the Active Directory administrators responsible for directory synchronization with Azure Active Directory.

Reference:

<https://docs.microsoft.com/en-us/office365/enterprise/prepare-directory-attributes-for-synch-with-idfix> <https://www.microsoft.com/en-gb/download/details.aspx?id=36832>

QUESTION 5

Your network contains an Active Directory forest. The forest contains two domains named contoso.com and adatum.com.

Your company recently purchased a Microsoft 365 subscription.

You deploy a federated identity solution to the environment.

You use the following command to configure contoso.com for federation.

```
Convert-MsolDomainToFederated -DomainName contoso.com
```

In the Microsoft 365 tenant, an administrator adds and verifies the adatum.com domain name.

You need to configure the adatum.com Active Directory domain for federated authentication.

Which two actions should you perform before you run the Azure AD Connect wizard? Each correct answer presents part of the solution.

NOTE: Each correct selection is worth one point.

- A. From Windows PowerShell, run the `Convert-MsolDomainToFederated -DomainName contoso.com -SupportMultipleDomain` command.
- B. From Windows PowerShell, run the `New-MsolFederatedDomain -SupportMultipleDomain -DomainName contoso.com` command.
- C. From Windows PowerShell, run the `New-MsolFederatedDomain -DomainName adatum.com` command.
- D. From Windows PowerShell, run the `Update-MSOLFederatedDomain`

`-DomainName contoso.com -SupportMultipleDomain` command.

E. From the federation server, remove the Microsoft Office 365 relying party trust.

Correct Answer: AE

Section: (none)

Explanation

Explanation/Reference:

Explanation:

When the `Convert-MsolDomainToFederated -DomainName contoso.com` command was run, a relying party trust was created.

Adding a second domain (adatum.com in this case) will only work if the `SupportMultipleDomain` switch was used when the initial federation was configured by running the `Convert-MsolDomainToFederated -DomainName contoso.com` command.

Therefore, we need to start again by removing the relying party trust then running the `Convert-MsolDomainToFederated` command again with the `SupportMultipleDomain` switch.

QUESTION 6

Your network contains a single Active Directory domain and two Microsoft Azure Active Directory (Azure AD) tenants.

You plan to implement directory synchronization for both Azure AD tenants. Each tenant will contain some of the Active Directory users.

You need to recommend a solution for the planned directory synchronization.

What should you include in the recommendation?

- A. Deploy two servers that run Azure AD Connect, and then filter the users for each tenant by using organizational unit (OU)-based filtering.
- B. Deploy two servers that run Azure AD Connect, and then filter the users for each tenant by using domain-based filtering
- C. Deploy one server that runs Azure AD Connect, and then filter the users for each tenant by using organizational unit (OU)-based filtering.
- D. Deploy one server that runs Azure AD Connect, and then filter the users for each tenant by using domain-based filtering.

Correct Answer: A

Section: (none)

Explanation

Explanation/Reference:

Explanation:

There's a 1:1 relationship between an Azure AD Connect sync server and an Azure AD tenant. For each Azure AD tenant, you need one Azure AD Connect sync server installation.

Therefore, we need to deploy two servers that run Azure AD Connect for the two Azure AD tenants.

Each user account can only be synchronized to one Azure AD tenant. Therefore, we need a way of splitting the users between the two Azure AD tenants. Azure AD Connect offers three ways to filter which users get synchronized to an Azure AD tenant. You can use domain-based filtering if you have multiple domains in a forest, attribute-based filtering or OU-based filtering.

Reference:

<https://docs.microsoft.com/en-us/azure/active-directory/hybrid/plan-connect-topologies#multiple-azure-ad-tenants> <https://docs.microsoft.com/en-us/azure/active-directory/hybrid/how-to-connect-sync-configure-filtering>

QUESTION 7

Your company has a Microsoft Azure Active Directory (Azure AD) tenant named contoso.onmicrosoft.com that contains a user named User1.

You suspect that an imposter is signing in to Azure AD by using the credentials of User1.

You need to ensure that an administrator named Admin1 can view all the sign in details of User1 from the past 24 hours.

To which three roles should you add Admin1? Each correct answer presents a complete solution.

NOTE: Each correct selection is worth one point.

- A. Security administrator
- B. Password administrator
- C. User administrator
- D. Compliance administrator
- E. Reports reader
- F. Security reader



Correct Answer: AEF

Section: (none)

Explanation

Explanation/Reference:

Explanation:

Users in the Security Administrator, Security Reader, Global Reader, and Report Reader roles can view the sign in details.

Reference: <https://docs.microsoft.com/en-us/azure/active-directory/reports-monitoring/concept-sign-ins>

QUESTION 8

You have a Microsoft 365 subscription.

You plan to enable Microsoft Azure Information Protection.

You need to ensure that only the members of a group named PilotUsers can protect content.

What should you do?

- A. Run the `Add-AadrmRoleBaseAdministrator` cmdlet.
- B. Create an Azure Information Protection policy.
- C. Configure the protection activation status for Azure Information Protection.
- D. Run the `Set-AadrmOnboardingControlPolicy` cmdlet.

Correct Answer: D

Section: (none)

Explanation

Explanation/Reference:

Explanation:

If you don't want all users to be able to protect documents and emails immediately by using Azure Rights Management, you can configure user onboarding controls by using the `Set-AadrmOnboardingControlPolicy`

Reference: <https://docs.microsoft.com/en-us/azure/information-protection/activate-service>

QUESTION 9

Your company has a Microsoft 365 subscription.

You need to identify which users performed the following privileged administration tasks:

- Deleted a folder from the second-stage Recycle Bin in Microsoft SharePoint
- Opened a mailbox of which the user was not the owner
- Reset a user password

What should you use?

- A. Microsoft Azure Active Directory (Azure AD) audit logs
- B. Microsoft Azure Active Directory (Azure AD) sign-ins

- C. Security & Compliance content search
- D. Security & Compliance audit log search

Correct Answer: A

Section: (none)

Explanation

Explanation/Reference:

Explanation:

You can view the required information in the audit logs. The Azure AD audit logs provide records of system activities for compliance. To access the audit report, select Audit logs in the Activity section of Azure Active Directory.

Reference:

<https://docs.microsoft.com/en-us/azure/active-directory/reports-monitoring/concept-audit-logs>

QUESTION 10

You have a Microsoft 365 subscription. You have a user named User1.

You need to ensure that User1 can place a hold on all mailbox content.

What permission should you assign to User1?

- A. the User management administrator role from the Microsoft 365 admin center
- B. the eDiscovery Manager role from the Security & Compliance admin center
- C. the Information Protection administrator role from the Azure Active Directory admin center
- D. the Compliance Management role from the Exchange admin center

Correct Answer: B

Section: (none)

Explanation

Explanation/Reference:

Explanation:

To create a query-based In-Place Hold, a user requires both the Mailbox Search and Legal Hold roles to be assigned directly or via membership in a role group that has both roles assigned. To create an In-Place Hold without using a query, which places all mailbox items on hold, you must have the Legal Hold role assigned. The Discovery Management role group is assigned both roles.

Reference:

<https://docs.microsoft.com/en-us/Exchange/permissions/feature-permissions/policy-and-compliance-permissions?view=exchserver-2019>

QUESTION 11

Your company has a Microsoft Azure Active Directory (Azure AD) tenant named contoso.com.

You sign up for Microsoft Store for Business.

The tenant contains the users shown in the following table.

Name	Microsoft Store for Business role	Azure AD role
User1	Purchaser	None
User2	Basic Purchaser	None
User3	None	Application administrator
User4	None	Cloud application administrator
User5	None	None

Microsoft Store for Business has the following Shopping behavior settings:

- Allow users to shop is set to **On**.
- Make everyone a Basic Purchaser is set to **Off**.

You need to identify which users can install apps from the Microsoft for Business private store.

Which users should you identify?

- A. A. user1, User2, User3, User4, and User5
- B. User1 only
- C. User1 and User2 only
- D. User3 and User4 only
- E. User1, User2, User3, and User4 only

Correct Answer: C

Section: (none)

Explanation

Explanation/Reference:

Explanation:

Allow users to shop controls the shopping experience in Microsoft Store for Education. When this setting is on, Purchasers and Basic Purchasers can purchase products and services from Microsoft Store for Education.

Reference:

<https://docs.microsoft.com/en-us/microsoft-store/acquire-apps-microsoft-store-for-business>

QUESTION 12

You have a Microsoft 365 subscription that contains a Microsoft Azure Active Directory (Azure AD) tenant named contoso.com.

In the tenant, you create a user named User1.

You need to ensure that User1 can publish retention labels from the Security & Compliance admin center. The solution must use the principle of least privilege.

To which role group should you add User1?

- A. Security Administrator
- B. Records Management
- C. Compliance Administrator
- D. eDiscovery Manager

Correct Answer: C

Section: (none)

Explanation

Explanation/Reference:

Explanation:

Members of your compliance team who will create retention labels need permissions to the Security & Compliance Center. By default, your tenant admin has access to this location and can give compliance officers and other people access to the Security & Compliance Center, without giving them all of the permissions of a tenant admin. To do this, we recommend that you go to the Permissions page of the Security & Compliance Center, edit the Compliance Administrator role group, and add members to that role group.

Reference:

<https://docs.microsoft.com/en-us/microsoft-365/compliance/labels#permissions>

QUESTION 13

Your company has a Microsoft 365 E5 subscription.

Users in the research department work with sensitive data.



You need to prevent the research department users from accessing potentially unsafe websites by using hyperlinks embedded in email messages and documents. Users in other departments must not be restricted.

What should you do from the Security & Compliance admin center?

- A. Create a data loss prevention (DLP) policy that has a Content contains condition.
- B. Create a data loss prevention (DLP) policy that has a Content is shared condition.
- C. Modify the default safe links policy.
- D. Create a new safe links policy.

Correct Answer: D

Section: (none)

Explanation

Explanation/Reference:

Explanation:

ATP Safe Links, a feature of Office 365 Advanced Threat Protection (ATP), can help protect your organization from malicious links used in phishing and other attacks. If you have the necessary permissions for the Office 365 Security & Compliance Center, you can set up ATP Safe Links policies to help ensure that when people click web addresses (URLs), your organization is protected. Your ATP Safe Links policies can be configured to scan URLs in email and URLs in Office documents.

Reference:

<https://docs.microsoft.com/en-us/office365/securitycompliance/set-up-atp-safe-links-policies#policies-that-apply-to-specific-email-recipients>

QUESTION 14

A user receives the following message when attempting to sign in to <https://myapps.microsoft.com>:

"Your sign-in was blocked. We've detected something unusual about this sign-in. For example, you might be signing in from a new location, device, or app. Before you can continue, we need to verify your identity. Please contact your admin."

Which configuration prevents the users from signing in?

- A. Security & Compliance supervision policies
- B. Security & Compliance data loss prevention (DLP) policies
- C. Microsoft Azure Active Directory (Azure AD) conditional access policies
- D. Microsoft Azure Active Directory (Azure AD) Identity Protection policies

Correct Answer: C

Section: (none)

Explanation

Explanation/Reference:

Explanation:

The user is being blocked due to a 'risky sign-in'. This can be caused by the user logging in from a device that hasn't been used to sign in before or from an unknown location.

Integration with Azure AD Identity Protection allows Conditional Access policies to identify risky sign-in behavior. Policies can then force users to perform password changes or multi-factor authentication to reduce their risk level or be blocked from access until an administrator takes manual action.

Reference:

<https://docs.microsoft.com/en-us/azure/active-directory/conditional-access/overview>

QUESTION 15

Note: This question is part of a series of questions that present the same scenario. Each question in the series contains a unique solution that might meet the stated goals. Some question sets might have more than one correct solution, while others might not have a correct solution.

After you answer a question in this section, you will NOT be able to return to it. As a result, these questions will not appear in the review screen.

Your network contains an Active Directory domain.

You deploy a Microsoft Azure Active Directory (Azure AD) tenant.

Another administrator configures the domain to synchronize to Azure AD.

You discover that 10 user accounts in an organizational unit (OU) are NOT synchronized to Azure AD. All the other user accounts synchronized successfully.

You review Azure AD Connect Health and discover that all the user account synchronizations completed successfully.

You need to ensure that the 10 user accounts are synchronized to Azure AD.

Solution: From the Synchronization Rules Editor, you create a new outbound synchronization rule.

Does this meet the goal?

A. Yes

B. No

Correct Answer: B

Section: (none)

Explanation

Explanation/Reference:

Explanation:

The question states that “all the user account synchronizations completed successfully”. Therefore, the synchronization rule is configured correctly. It is likely that the 10 user accounts are being excluded from the synchronization cycle by a filtering rule.

Reference:

<https://docs.microsoft.com/en-us/azure/active-directory/hybrid/how-to-connect-sync-configure-filtering>

QUESTION 16

Note: This question is part of a series of questions that present the same scenario. Each question in the series contains a unique solution that might meet the stated goals. Some question sets might have more than one correct solution, while others might not have a correct solution.

After you answer a question in this section, you will NOT be able to return to it. As a result, these questions will not appear in the review screen.

Your network contains an Active Directory domain.

You deploy a Microsoft Azure Active Directory (Azure AD) tenant.

Another administrator configures the domain to synchronize to Azure AD.

You discover that 10 user accounts in an organizational unit (OU) are NOT synchronized to Azure AD. All the other user accounts synchronized successfully.

You review Azure AD Connect Health and discover that all the user account synchronizations completed successfully.

You need to ensure that the 10 user accounts are synchronized to Azure AD.

Solution: You run `idfix.exe` and export the 10 user accounts.

Does this meet the goal?

- A. Yes
- B. No

Correct Answer: B

Section: (none)

Explanation

Explanation/Reference:

Explanation:

The question states that “all the user account synchronizations completed successfully”. If there were problems with the 10 accounts that needed fixing with idfix.exe, there would have been synchronization errors in Azure AD Connect Health. It is likely that the 10 user accounts are being excluded from the synchronization cycle by a filtering rule.

Reference:

<https://docs.microsoft.com/en-us/azure/active-directory/hybrid/how-to-connect-sync-configure-filtering>

QUESTION 17

Note: This question is part of a series of questions that present the same scenario. Each question in the series contains a unique solution that might meet the stated goals. Some question sets might have more than one correct solution, while others might not have a correct solution.

After you answer a question in this section, you will NOT be able to return to it. As a result, these questions will not appear in the review screen.

Your network contains an Active Directory domain.

You deploy a Microsoft Azure Active Directory (Azure AD) tenant.

Another administrator configures the domain to synchronize to Azure AD.

You discover that 10 user accounts in an organizational unit (OU) are NOT synchronized to Azure AD. All the other user accounts synchronized successfully.

You review Azure AD Connect Health and discover that all the user account synchronizations completed successfully.

You need to ensure that the 10 user accounts are synchronized to Azure AD.

Solution: From Azure AD Connect, you modify the Azure AD credentials.

Does this meet the goal?

- A. Yes
- B. No

Correct Answer: B

Section: (none)

Explanation

Explanation/Reference:

Explanation:

The question states that “all the user account synchronizations completed successfully”. Therefore, the Azure AD credentials are configured correctly in Azure AD Connect. It is likely that the 10 user accounts are being excluded from the synchronization cycle by a filtering rule.

Reference:

<https://docs.microsoft.com/en-us/azure/active-directory/hybrid/how-to-connect-sync-configure-filtering>

QUESTION 18

You have a Microsoft 365 subscription that uses an Azure Active Directory (Azure AD) tenant named contoso.com. The tenant contains the users shown in the following table.

Name	Role
User1	Exchange administrator
User2	User administrator
User3	Global administrator
User4	None

You add another user named User5 to the User administrator role.

You need to identify which two management tasks User5 can perform.

Which two tasks should you identify? Each correct answer presents a complete solution.

NOTE: Each correct selection is worth one point.

- A. Delete User2 and User4 only.
- B. Reset the password of User2 and User4 only.
- C. Delete User1, User2, and User4 only.
- D. Delete any user in Azure AD.
- E. Reset the password of any user in Azure AD.
- F. Reset the password of User4 only.

Correct Answer: AB

Section: (none)

Explanation

Explanation/Reference:

Explanation:

Users with the User Administrator role can create users and manage all aspects of users with some restrictions (see below).

Only on users who are non-admins or in any of the following limited admin roles:

- Directory Readers
- Guest Inviter
- Helpdesk Administrator
- Message Center Reader
- Reports Reader
- User Administrator

Reference:

<https://docs.microsoft.com/en-us/azure/active-directory/users-groups-roles/directory-assign-admin-roles#available-roles>

QUESTION 19

Note: This question is part of a series of questions that present the same scenario. Each question in the series contains a unique solution that might meet the stated goals. Some question sets might have more than one correct solution, while others might not have a correct solution.

After you answer a question in this section, you will NOT be able to return to it. As a result, these questions will not appear in the review screen.

Your network contains an Active Directory domain.

You deploy a Microsoft Azure Active Directory (Azure AD) tenant.

Another administrator configures the domain to synchronize to Azure AD.

You discover that 10 user accounts in an organizational unit (OU) are NOT synchronized to Azure AD. All the other user accounts synchronized successfully.

You review Azure AD Connect Health and discover that all the user account synchronizations completed successfully.

You need to ensure that the 10 user accounts are synchronized to Azure AD.

Solution: From Azure AD Connect, you modify the filtering settings.

Does this meet the goal?



<https://vceplus.com/>

- A. Yes
- B. No

Correct Answer: A

Section: (none)

Explanation

Explanation/Reference:

Explanation:

The question states that “all the user account synchronizations completed successfully”. Therefore, we know that Azure AD Connect is working and configured correctly. The only thing that would prevent the 10 user accounts from being synchronized is that they are being excluded from the synchronization cycle by a filtering rule.

Reference:

<https://docs.microsoft.com/en-us/azure/active-directory/hybrid/how-to-connect-sync-configure-filtering>

QUESTION 20

Note: This question is part of a series of questions that present the same scenario. Each question in the series contains a unique solution that might meet the stated goals. Some question sets might have more than one correct solution, while others might not have a correct solution.

After you answer a question in this section, you will NOT be able to return to it. As a result, these questions will not appear in the review screen.

Your company has 3,000 users. All the users are assigned Microsoft 365 E3 licenses.

Some users are assigned licenses for all Microsoft 365 services. Other users are assigned licenses for only certain Microsoft 365 services.

You need to determine whether a user named User1 is licensed for Exchange Online only.

Solution: You run the `Get-MsolUser` cmdlet.

Does this meet the goal?

- A. Yes
- B. No

Correct Answer: B

Section: (none)

Explanation

Explanation/Reference:

Explanation:

The `Get-MsolUser` cmdlet will tell you if a user is licensed for Microsoft 365 but it does not tell you which licenses are assigned.

Reference:

<https://docs.microsoft.com/en-us/powershell/module/msonline/get-msoluser?view=azureadps-1.0>

QUESTION 21

Note: This question is part of a series of questions that present the same scenario. Each question in the series contains a unique solution that might meet the stated goals. Some question sets might have more than one correct solution, while others might not have a correct solution.

After you answer a question in this section, you will NOT be able to return to it. As a result, these questions will not appear in the review screen.

Your company has 3,000 users. All the users are assigned Microsoft 365 E3 licenses.

Some users are assigned licenses for all Microsoft 365 services. Other users are assigned licenses for only certain Microsoft 365 services.

You need to determine whether a user named User1 is licensed for Exchange Online only.

Solution: You run the `Get-MsolAccountSku` cmdlet.

Does this meet the goal?

- A. Yes
- B. No

Correct Answer: B

Section: (none)

Explanation

Explanation/Reference:

Explanation:

The Get-MsolAccountSku cmdlet returns all the SKUs that the company owns. It does not tell you which licenses are assigned to users.

Reference:

<https://docs.microsoft.com/en-us/powershell/module/msonline/get-msolaccountsku?view=azureadps-1.0>

QUESTION 22

Note: This question is part of a series of questions that present the same scenario. Each question in the series contains a unique solution that might meet the stated goals. Some question sets might have more than one correct solution, while others might not have a correct solution.

After you answer a question in this section, you will NOT be able to return to it. As a result, these questions will not appear in the review screen.

Your company has 3,000 users. All the users are assigned Microsoft 365 E3 licenses.

Some users are assigned licenses for all Microsoft 365 services. Other users are assigned licenses for only certain Microsoft 365 services.

You need to determine whether a user named User1 is licensed for Exchange Online only.

Solution: You launch the Azure portal, and then review the Licenses blade.

Does this meet the goal?

- A. Yes
- B. No

Correct Answer: A

Section: (none)

Explanation

Explanation/Reference:

Explanation:

In the Licenses blade, click All Products then select the E3 License. This will display a list of all users assigned an E3 license. Select User1. You'll see how many services are assigned in the Enabled Services column. Click on the number in the Enabled Services column for User1 and you'll be taken to the licenses page for that user. Click on the number in the Enabled Services column for User1 again and a page will open which shows you exactly which services are enabled or disabled.

Alternatively, you can go into the user account properties directly then select Licenses. This will display the licenses blade for that user. You can then click on the number in the Enabled Services column for the user and a page will open which shows you exactly which services are enabled or disabled.










QUESTION 23

You have a Microsoft 365 subscription.

You view the service advisories shown in the following exhibit.

Home > Service health

Some services have posted advisories 2018-10-05 08:43(UTC) [View history](#)

All services	 Office 365 Portal	1 advisory
Incidents	 SharePoint Online	1 advisory
Advisories	 Office Subscription	Service is healthy
	 Microsoft Intune	Service is healthy
	 Microsoft StaffHub	Service is healthy
	 Microsoft Teams	Service is healthy
	 Mobile Device Management for Office 365	Service is healthy
	 Azure Information Protection	Service is healthy
	 Exchange Online	Service is healthy

You need to ensure that users who administer Microsoft SharePoint Online can view the advisories to investigate health issues.

Which role should you assign to the users?

- A. SharePoint administrator
- B. Message Center reader
- C. Reports reader
- D. Service administrator

Correct Answer: D

Section: (none)

Explanation

Explanation/Reference:

Explanation:

People who are assigned the global admin or service administrator role can view service health. To allow Exchange, SharePoint, and Skype for Business admins to view service health, they must also be assigned the Service admin role. For more information about roles that can view service health.

Reference:

<https://docs.microsoft.com/en-us/office365/enterprise/view-service-health>

QUESTION 24

You have a Microsoft 365 subscription that contains a Microsoft Azure Active Directory (Azure AD) tenant named contoso.com. The tenant includes a user named User1.

You enable Azure AD Identity Protection.

You need to ensure that User1 can review the list in Azure AD Identity Protection of users flagged for risk. The solution must use the principle of least privilege.

To which role should you add User1?

- A. Reports reader
- B. Security administrator
- C. Owner
- D. Compliance administrator

Correct Answer: B

Section: (none)

Explanation

Explanation/Reference:

Explanation:

Either one of the following three roles can review the list in Azure AD Identity Protection of users flagged for risk:

- Security Administrator
 - Global Administrator ▪
- Security Reader

Reference:

<https://docs.microsoft.com/en-us/azure/active-directory/reports-monitoring/concept-risky-sign-ins>

QUESTION 25

You have a Microsoft 365 subscription that contains a Microsoft Azure Active Directory (Azure AD) tenant named contoso.com. The tenant includes a user named User1.

You enable Azure AD Identity Protection.

You need to ensure that User1 can review the list in Azure AD Identity Protection of users flagged for risk. The solution must use the principle of least privilege.



To which role should you add User1?

- A. Security reader
- B. User administrator
- C. Owner
- D. Service administrator

Correct Answer: A

Section: (none)

Explanation

Explanation/Reference:

Explanation:

Either one of the following three roles can review the list in Azure AD Identity Protection of users flagged for risk:

- Security Administrator
- Global Administrator ▪
- Security Reader

Reference:

<https://docs.microsoft.com/en-us/azure/active-directory/reports-monitoring/concept-risky-sign-ins>

QUESTION 26

You have a Microsoft 365 subscription that contains a Microsoft Azure Active Directory (Azure AD) tenant named contoso.com. The tenant includes a user named User1.

You enable Azure AD Identity Protection.

You need to ensure that User1 can review the list in Azure AD Identity Protection of users flagged for risk. The solution must use the principle of least privilege.

To which role should you add User1?

- A. Reports reader
- B. Security reader
- C. Owner
- D. Compliance administrator

Correct Answer: B

Section: (none)

Explanation

Explanation/Reference:

Explanation:

Either one of the following three roles can review the list in Azure AD Identity Protection of users flagged for risk:

- Security Administrator
- Global Administrator ▪
- Security Reader

Reference:

<https://docs.microsoft.com/en-us/azure/active-directory/reports-monitoring/concept-risky-sign-ins>

QUESTION 27

Your network contains an Active Directory domain named adatum.com that is synced to Microsoft Azure Active Directory (Azure AD).

The domain contains 100 user accounts.

The city attribute for all the users is set to the city where the user resides.

You need to modify the value of the city attribute to the three-letter airport code of each city.

What should you do?

- A. From Azure Cloud Shell, run the `Get-AzureADUser` and `Set-AzureADUser` cmdlets.
- B. From Azure Cloud Shell, run the `Get-ADUser` and `Set-ADUser` cmdlets.
- C. From Windows PowerShell on a domain controller, run the `Get-ADUser` and `Set-ADUser` cmdlets.
- D. From Azure Cloud Shell, run the `Get-MsolUser` and `Set-MSOLuser` cmdlets.

Correct Answer: C

Section: (none)

Explanation

Explanation/Reference:

Explanation:

The user accounts are synced from the on-premise Active Directory to the Microsoft Azure Active Directory (Azure AD). Therefore, the city attribute must be changed in the on-premise Active Directory.

You can use Windows PowerShell on a domain controller and run the `Get-ADUser` cmdlet to get the required users and pipe the results into `Set-ADUser` cmdlet to modify the city attribute.

Incorrect Answers:

A, D: These answers suggest modifying the city attribute of the users in the Azure Active Directory which is incorrect.

B: This answer has the correct cmdlets but they need to be run on a domain controller, not in the Azure cloud shell.

Reference:

<https://docs.microsoft.com/en-us/powershell/module/addsadministration/set-aduser?view=win10-ps>

QUESTION 28

Your network contains a single Active Directory domain and two Microsoft Azure Active Directory (Azure AD) tenants.

You plan to implement directory synchronization for both Azure AD tenants. Each tenant will contain some of the Active Directory users.

You need to recommend a solution for the planned directory synchronization.

What should you include in the recommendation?

- A. Deploy two servers that run Azure AD Connect, and then filter the users for each tenant by using organizational unit (OU)-based filtering.
- B. Deploy one server that runs Azure AD Connect, and then filter the users for each tenant by using attribute-based filtering.
- C. Deploy one server that runs Azure AD Connect, and then filter the users for each tenant by using organizational unit (OU)-based filtering.
- D. Deploy one server that runs Azure AD Connect, and then filter the users for each tenant by using domain-based filtering.

Correct Answer: A

Section: (none)

Explanation

Explanation/Reference:

Explanation:

There's a 1:1 relationship between an Azure AD Connect sync server and an Azure AD tenant. For each Azure AD tenant, you need one Azure AD Connect sync server installation.

Therefore, we need to deploy two servers that run Azure AD Connect for the two Azure AD tenants.

Each user account can only be synchronized to one Azure AD tenant. Therefore, we need a way of splitting the users between the two Azure AD tenants. Azure AD Connect offers three ways to filter which users get synchronized to an Azure AD tenant. You can use domain-based filtering if you have multiple domains in a forest, attribute-based filtering or OU-based filtering.

Reference:

<https://docs.microsoft.com/en-us/azure/active-directory/hybrid/plan-connect-topologies#multiple-azure-ad-tenants> <https://docs.microsoft.com/en-us/azure/active-directory/hybrid/how-to-connect-sync-configure-filtering>

QUESTION 29

You network contains an on-premises Active Directory domain named contoso.com. The domain contains a Microsoft Exchange Server 2019 organization.

You plan to sync the domain to Azure Active Directory (Azure AD) and to enable device writeback and group writeback.

You need to identify which group types will sync from Azure AD.

Which two group types should you identify? Each correct answer presents part of the solution.

NOTE: Each correct selection is worth one point.

- A. an Office 365 group that uses the Assigned membership type
- B. a security group that uses the Dynamic Device membership type
- C. an Office 365 group that uses the Dynamic User membership type
- D. a security group that uses the Assigned membership type
- E. a security group that uses the Dynamic User membership type

Correct Answer: AC

Section: (none)

Explanation

Explanation/Reference:

Explanation:

Group writeback in Azure AD Connect synchronizes Office 365 groups only from Azure Active Directory back to the on-premise Active Directory.

Reference: <https://docs.microsoft.com/en-us/azure/active-directory/hybrid/how-to-connect-preview>










QUESTION 30

You have a Microsoft 365 subscription.

You view the service advisories shown in the following exhibit.

Home > Service health

Some services have posted advisories 2018-10-05 08:43(UTC) [View history](#)

All services	 Office 365 Portal	1 advisory
Incidents	 SharePoint Online	1 advisory
Advisories	 Office Subscription	Service is healthy
	 Microsoft Intune	Service is healthy
	 Microsoft StaffHub	Service is healthy
	 Microsoft Teams	Service is healthy
	 Mobile Device Management for Office 365	Service is healthy
	 Azure Information Protection	Service is healthy
	 Exchange Online	Service is healthy

You need to ensure that a user named User1 can view the advisories to investigate service health issues.

Which role should you assign to User1?

- A. Compliance administrator
- B. Message Center reader
- C. Reports reader
- D. Service administrator

Correct Answer: D

Section: (none)

Explanation

Explanation/Reference:

Explanation:

People who are assigned the global admin or service administrator role can view service health. To allow Exchange, SharePoint, and Skype for Business admins to view service health, they must also be assigned the Service admin role.

Reference:

<https://docs.microsoft.com/en-us/office365/enterprise/view-service-health>

QUESTION 31

Your network contains an on-premises Active Directory domain that syncs to Azure Active Directory (Azure AD).

The on-premises network contains a Microsoft SharePoint Server 2019 farm.

The company purchases a Microsoft 365 subscription.

You have the users shown in the following table

Name	Source
User1	Windows Active Directory
User2	Azure Active Directory

You plan to assign User1 and User2 the required roles to run the SharePoint Hybrid Configuration Wizard.

User1 will be used for on-premises credentials and User2 will be used for cloud credentials.

You need to assign the correct role to User2. The solution must use the principle of least privilege.

Which role should you assign to User2?

- A. Application administrator
- B. SharePoint farm administrator
- C. Global administrator
- D. SharePoint administrator

Correct Answer: C

Section: (none)

Explanation

Explanation/Reference:

Explanation:

To run the SharePoint Hybrid Configuration Wizard, you need to provide credentials of a user (in this case User2) of a Global Administrator account in Azure Active Directory.

Reference:

<https://www.c-sharpcorner.com/article/sharepoint-2019-enable-hybrid-experience/>

QUESTION 32

Your network contains an Active Directory forest named contoso.local.

You have a Microsoft 365 subscription.

You plan to implement a directory synchronization solution that will use password hash synchronization.

From the Microsoft 365 admin center, you verify the contoso.com domain name.

You need to prepare the environment for the planned directory synchronization solution.

What should you do first?

- A. From the public DNS zone of contoso.com, add a new mail exchanger (MX) record.
- B. From Active Directory Domains and Trusts, add contoso.com as a UPN suffix.
- C. From the Microsoft 365 admin center, verify the contoso.local domain name.
- D. From Active Directory Users and Computers, modify the UPN suffix for all users.

Correct Answer: B

Section: (none)

Explanation

**Explanation/Reference:**

Explanation:

The on-premise Active Directory domain is named contoso.local. Therefore, all the domain users accounts will have a UPN suffix of contoso.local by default. To enable directory synchronization that will use password hash synchronization, you need to configure the domain user accounts to have the same UPN suffix as the verified domain (contoso.com in this case). Before you can change the UPN suffix of the domain user accounts to contoso.com, you need to add contoso.com as a UPN suffix in the domain.

Reference:

<https://docs.microsoft.com/en-us/azure/active-directory/hybrid/plan-connect-userprincipalname>

QUESTION 33

Your company has a Microsoft 365 subscription.

Your plan to add 100 newly hired temporary users to the subscription next week.

You create the user accounts for the new users.

You need to assign licenses to the new users.

Which command should you run?

```
$NewStaff = Get-AzureADUser -All -Department "Temp" -UsageLocation "";  
$NewStaff | foreach {Set-AzureADUser -LicenseOptions "contoso:ENTERPRISEPACK"}  
  
$NewStaff = Get-AzureADUser -All -Department "Temp" -UsageLocation "US" -UnlicensedUsersOnly;  
$NewStaff | foreach {Set-AzureADUserLicense -AddLicenses "contoso:ENTERPRISEPACK"}  
  
$NewStaff = Get-AzureADUser -All -Department "Temp" -UsageLocation "";  
$NewStaff | foreach {Set-AzureADUserLicense -LicenseOptions "contoso:ENTERPRISEPACK"}  
  
$NewStaff = Get-AzureADUser -All -Department "Temp" -UsageLocation "US" -UnlicensedUsersOnly;  
$NewStaff | foreach {Set-AzureADUser -AddLicenses "contoso:ENTERPRISEPACK"}
```

A.

B.

C.

D.



Correct Answer: B

Section: (none)

Explanation

Explanation/Reference:

Explanation:

The first line gets all users from the Temp department that have a UsageLocation assigned and stores them in the \$NewStaff variable. You cannot use PowerShell to assign a license to a user that does not have a UsageLocation configured.

The second line adds the licenses to each user in the \$NewStaff variable.

Reference:

<https://docs.microsoft.com/en-us/office365/enterprise/powershell/assign-licenses-to-user-accounts-with-office-365-powershell>

QUESTION 34

Your network contains an Active Directory domain and a Microsoft Azure Active Directory (Azure AD) tenant.

The network uses a firewall that contains a list of allowed outbound domains.

You begin to implement directory synchronization.

You discover that the firewall configuration contains only the following domain names in the list of allowed domains:

- *.microsoft.com
- *.office.com

Directory synchronization fails.

You need to ensure that directory synchronization completes successfully.

What is the best approach to achieve the goal? More than one answer choice may achieve the goal. Select the **BEST** answer.

- A. From the firewall, allow the IP address range of the Azure data center for outbound communication.
- B. From Azure AD Connect, modify the Customize synchronization options task.
- C. Deploy an Azure AD Connect sync server in staging mode. D. From the firewall, create a list of allowed inbound domains.
- E. From the firewall, modify the list of allowed outbound domains.

Correct Answer: E

Section: (none)

Explanation

Explanation/Reference:

Explanation:

Azure AD Connect needs to be able to connect to various Microsoft domains such as login.microsoftonline.com. Therefore, you need to modify the list of allowed outbound domains on the firewall.

Reference:

<https://docs.microsoft.com/en-us/azure/active-directory/hybrid/reference-connect-ports>

QUESTION 35

Your network contains an on-premises Active Directory forest.

You are evaluating the implementation of Microsoft 365 and the deployment of an authentication strategy.

You need to recommend an authentication strategy that meets the following requirements:

- Allows users to sign in by using smart card-based certificates
- Allows users to connect to on-premises and Microsoft 365 services by using SSO

Which authentication strategy should you recommend?

- A. password hash synchronization and seamless SSO
- B. federation with Active Directory Federation Services (AD FS)
- C. pass-through authentication and seamless SSO

Correct Answer: B

Section: (none)

Explanation

Explanation/Reference:

Explanation:

Federation with Active Directory Federation Services (AD FS) is required to allow users to sign in by using smart card-based certificates.

Federated authentication

When you choose this authentication method, Azure AD hands off the authentication process to a separate trusted authentication system, such as on-premises Active Directory Federation Services (AD FS), to validate the user's password.

The authentication system can provide additional advanced authentication requirements. Examples are smartcard-based authentication or third-party multifactor authentication.

Reference:

<https://docs.microsoft.com/en-us/azure/security/azure-ad-choose-authn>

QUESTION 36

Your network contains two on-premises Active Directory forests named contoso.com and fabrikam.com. Fabrikam.com contains one domain and five domain controllers. Contoso.com contains the domains shown in the following table.

Name	Number of domain controllers
Contoso.com	2
East.contoso.com	3
West.contoso.com	3

You need to sync all the users from both the forests to a single Azure Active Directory (Azure AD) tenant by using Azure AD Connect.

What is the minimum number of Azure AD Connect sync servers required?

- A. 1
- B. 2
- C. 3
- D. 4

Correct Answer: A

Section: (none)

Explanation



Explanation/Reference:

You can have only one active Azure AD Connect server synchronizing accounts to a single Azure Active Directory (Azure AD) tenant. You can have 'backup' Azure AD Connect servers, but these must be running in 'staging' mode. Staging mode means the Azure AD Connect instance is not actively synchronizing users but is ready to be brought online if the active Azure AD Connect instance goes offline.

When you have multiple forests, all forests must be reachable by a single Azure AD Connect sync server. The server must be joined to a domain. If necessary, to reach all forests, you can place the server in a perimeter network (also known as DMZ, demilitarized zone, and screened subnet).

References: <https://docs.microsoft.com/en-us/azure/active-directory/hybrid/plan-connect-topologies#multiple-forests-single-azure-ad-tenant>

QUESTION 37

Your network contains an Active Directory domain named adatum.com that is synced to Microsoft Azure Active Directory (Azure AD).

The domain contains 100 user accounts.

The city attribute for all the users is set to the city where the user resides.

You need to modify the value of the city attribute to the three-letter airport code of each city.

What should you do?

- A. From Active Directory Administrative Center, select the Active Directory users, and then modify the Properties settings.
- B. From the Microsoft 365 admin center, select the users, and then use the Bulk actions option.
- C. From Azure Cloud Shell, run the `Get-MsolUser` and `Set-MSOLuser` cmdlets.
- D. From Windows PowerShell on a domain controller, run the `Get-AzureADUser` and `Set-AzureADUser` cmdlets. **Correct Answer: A**

Section: (none)

Explanation

Explanation/Reference:

Explanation:

The user accounts are synced from the on-premise Active Directory to the Microsoft Azure Active Directory (Azure AD). Therefore, the city attribute must be changed in the on-premise Active Directory.

You can modify certain attributes of multiple user accounts simultaneously by selecting them in Active Directory Administrative Center or Active Directory Users and Computers, right clicking then selecting Properties.

The other three options all suggest modifying the city attribute of the users in the Azure Active Directory which is incorrect.

Reference:

<https://blogs.technet.microsoft.com/canitpro/2015/11/25/step-by-step-managing-multiple-user-accounts-via-active-directory-admin-center/>

QUESTION 38

Your network contains an Active Directory domain named adatum.com that is synced to Microsoft Azure Active Directory (Azure AD).

The domain contains 100 user accounts.

The city attribute for all the users is set to the city where the user resides.

You need to modify the value of the city attribute to the three-letter airport code of each city.

What should you do?

- A. From Active Directory Administrative Center, select the Active Directory users, and then modify the Properties settings.
- B. From Azure Cloud Shell, run the `Get-AzureADUser` and `Set-AzureADUser` cmdlets.
- C. From Azure Cloud Shell, run the `Get-ADUser` and `Set-ADUser` cmdlets.

D. From Windows PowerShell on a domain controller, run the `Get-AzureADUser` and `Set-AzureADUser` cmdlets.

Correct Answer: A

Section: (none)

Explanation

Explanation/Reference:

Explanation:

The user accounts are synced from the on-premise Active Directory to the Microsoft Azure Active Directory (Azure AD). Therefore, the city attribute must be changed in the on-premise Active Directory.

You can modify certain attributes of multiple user accounts simultaneously by selecting them in Active Directory Administrative Center or Active Directory Users and Computers, right clicking then selecting Properties.

The other three options all suggest modifying the city attribute of the users in the Azure Active Directory which is incorrect.

Reference:

<https://blogs.technet.microsoft.com/canitpro/2015/11/25/step-by-step-managing-multiple-user-accounts-via-active-directory-admin-center/>

QUESTION 39

You have a Microsoft 365 subscription that contains a Microsoft Azure Active Directory (Azure AD) tenant named contoso.com. The tenant includes a user named User1.

You enable Azure AD Identity Protection.

You need to ensure that User1 can review the list in Azure AD Identity Protection of users flagged for risk. The solution must use the principle of least privilege.

To which role should you add User1?

- A. Security reader
- B. User administrator
- C. Service administrator
- D. Reports reader

Correct Answer: A

Section: (none)

Explanation

Explanation/Reference:

Explanation:

Either one of the following three roles can review the list in Azure AD Identity Protection of users flagged for risk:

- Security Administrator
 - Global Administrator ▪
- Security Reader

Reference:

<https://docs.microsoft.com/en-us/azure/active-directory/reports-monitoring/concept-risky-sign-ins>

QUESTION 40

You have a Microsoft 365 subscription that contains a Microsoft Azure Active Directory (Azure AD) tenant named contoso.com. The tenant includes a user named User1.

You enable Azure AD Identity Protection.

You need to ensure that User1 can review the list in Azure AD Identity Protection of users flagged for risk. The solution must use the principle of least privilege.

To which role should you add User1?

- A. Compliance administrator
- B. Global administrator
- C. Owner
- D. Security administrator



Correct Answer: D

Section: (none)

Explanation

Explanation/Reference:

Explanation:

Either one of the following three roles can review the list in Azure AD Identity Protection of users flagged for risk:

- Security Administrator
 - Global Administrator ▪
- Security Reader

Using the principle of least privilege, we should add User1 to the Security Administrator role.

Reference:

<https://docs.microsoft.com/en-us/azure/active-directory/reports-monitoring/concept-risky-sign-ins>

Manage User Identity and Roles

Testlet 2

This is a case study. **Case studies are not timed separately. You can use as much exam time as you would like to complete each case.** However, there may be additional case studies and sections on this exam. You must manage your time to ensure that you are able to complete all questions included on this exam in the time provided.

To answer the questions included in a case study, you will need to reference information that is provided in the case study. Case studies might contain exhibits and other resources that provide more information about the scenario that is described in the case study. Each question is independent of the other questions in this case study.

At the end of this case study, a review screen will appear. This screen allows you to review your answer and to make changes before you move to the next section of the exam. After you begin a new section, you cannot return to this section.

To start the case study

To display the first question in this case study, click the **Next** button. Use the buttons in the left pane to explore the content of the case study before you answer the questions. Clicking these buttons displays information such as business requirements, existing environment, and problem statements. When you are ready to answer a question, click the **Question** button to return to the question.

Overview

Contoso, Ltd. is a consulting company that has a main office in Montreal and two branch offices in Seattle and New York.

The offices have the users and devices shown in the following table.

Office	Users	Laptops	Desktops	Mobile devices
Montreal	2,500	2,800	300	3,100
Seattle	1,000	1,100	200	1,500
New York	300	320	30	400

Contoso recently purchased a Microsoft 365 E5 subscription.

Existing Environment

The network contains an Active directory forest named contoso.com and a Microsoft Azure Active Directory (Azure AD) tenant named contoso.onmicrosoft.com.

You recently configured the forest to sync to the Azure AD tenant.

You add and then verify adatum.com as an additional domain name.

All servers run Windows Server 2016.

All desktop computers and laptops run Windows 10 Enterprise and are joined to contoso.com.

All the mobile devices in the Montreal and Seattle offices run Android. All the mobile devices in the New York office run iOS.

Contoso has the users shown in the following table.

Name	Role
User1	<i>None</i>
User2	<i>None</i>
User3	Customer Lockbox access approver
User4	<i>None</i>

Contoso has the groups shown in the following table.

Name	Type	Membership rule
Group1	Assigned	<i>Not applicable</i>
Group 2	Dynamic	(user.department –eq “Finance”)

Microsoft Office 365 licenses are assigned only to Group2.

The network also contains external users from a vendor company who have Microsoft accounts that use a suffix of @outlook.com.

Requirements

Planned Changes

Contoso plans to provide email addresses for all the users in the following domains:

- East.adatum.com
- Contoso.adatum.com
- Humongousinsurance.com

Technical Requirements

Contoso identifies the following technical requirements:

- All new users must be assigned Office 365 licenses automatically. ▪
- The principle of least privilege must be used whenever possible.

Security Requirements

Contoso identifies the following security requirements:

- Vendors must be able to authenticate by using their Microsoft account when accessing Contoso resources.
- User2 must be able to view reports and schedule the email delivery of security and compliance reports.
- The members of Group1 must be required to answer a security question before changing their password.
- User3 must be able to manage Office 365 connectors. ▪ User4 must be able to reset User3 password.

QUESTION 1

Note: This question is part of a series of questions that present the same scenario. Each question in the series contains a unique solution that might meet the stated goals. Some question sets might have more than one correct solution, while others might not have a correct solution.

After you answer a question in this section, you will NOT be able to return to it. As a result, these questions will not appear in the review screen.

You need to assign User2 the required roles to meet the security requirements.

Solution: From the Office 365 admin center, you assign User2 the Security Reader role. From the Exchange admin center, you assign User2 the Compliance Management role.

Does this meet the goal?

- A. Yes
- B. No



Correct Answer: A

Section: (none)

Explanation

Explanation/Reference:

Explanation:

- User2 must be able to view reports and schedule the email delivery of security and compliance reports.

The Security Reader role can view reports.

The Compliance Management role can schedule the email delivery of security and compliance reports.

Reference:

<https://docs.microsoft.com/en-us/exchange/permissions-exo/permissions-exo>

QUESTION 2

Note: This question is part of a series of questions that present the same scenario. Each question in the series contains a unique solution that might meet the stated goals. Some question sets might have more than one correct solution, while others might not have a correct solution.

After you answer a question in this section, you will NOT be able to return to it. As a result, these questions will not appear in the review screen.

You need to assign User2 the required roles to meet the security requirements.

Solution: From the Office 365 admin center, you assign User2 the Security Administrator role. From the Exchange admin center, you add User2 to the View-Only Organization Management role.

Does this meet the goal?

- A. Yes
- B. No

Correct Answer: B

Section: (none)

Explanation

Explanation/Reference:

Explanation:

- User2 must be able to view reports and schedule the email delivery of security and compliance reports.

The Security Administrator role can view reports but not schedule the email delivery of security and compliance reports.

The View-Only Organization Management role cannot schedule the email delivery of security and compliance reports.

Reference: <https://docs.microsoft.com/en-us/exchange/permissions-exo/permissions-exo>

QUESTION 3

Note: This question is part of a series of questions that present the same scenario. Each question in the series contains a unique solution that might meet the stated goals. Some question sets might have more than one correct solution, while others might not have a correct solution.

After you answer a question in this section, you will NOT be able to return to it. As a result, these questions will not appear in the review screen.

You need to assign User2 the required roles to meet the security requirements.

Solution: From the Office 365 admin center, you assign User2 the Security Reader role. From the Exchange admin center, you assign User2 the Help Desk role.

Does this meet the goal?

- A. Yes
- B. No

Correct Answer: B

Section: (none)

Explanation

Explanation/Reference:

Explanation:

- User2 must be able to view reports and schedule the email delivery of security and compliance reports.

The Security Reader role can view reports but not schedule the email delivery of security and compliance reports.

The Help Desk role cannot schedule the email delivery of security and compliance reports.

Reference: <https://docs.microsoft.com/en-us/exchange/permissions-exo/permissions-exo>

QUESTION 4

Note: This question is part of a series of questions that present the same scenario. Each question in the series contains a unique solution that might meet the stated goals. Some question sets might have more than one correct solution, while others might not have a correct solution.

After you answer a question in this section, you will NOT be able to return to it. As a result, these questions will not appear in the review screen.

You need to assign User2 the required roles to meet the security requirements.

Solution: From the Office 365 admin center, you assign User2 the Records Management role. From the Exchange admin center, you assign User2 the Help Desk role.

Does this meet the goal?

- A. Yes
- B. No

Correct Answer: B

Section: (none)

Explanation

Explanation/Reference:

Explanation:

- User2 must be able to view reports and schedule the email delivery of security and compliance reports.

The Records Management role cannot view reports or schedule the email delivery of security and compliance reports.

The Help Desk role cannot schedule the email delivery of security and compliance reports.

Reference: <https://docs.microsoft.com/en-us/exchange/permissions-exo/permissions-exo>

QUESTION 5

To which Azure AD role should you add User4 to meet the security requirement?

- A. Password administrator
- B. Global administrator
- C. Security administrator
- D. Privileged role administrator

Correct Answer: B

Section: (none)

Explanation



Explanation/Reference:

Explanation:

- User4 must be able to reset User3 password.

User3 is assigned the Customer Lockbox Access Approver role. Only global admins can reset the passwords of people assigned to this role as it's considered a privileged role.

Reference: <https://techcommunity.microsoft.com/t5/Security-Privacy-and-Compliance/Customer-Lockbox-Approver-Role-Now-Available/ba-p/223393>

QUESTION 6

You need to assign User2 the required roles to meet the security requirements and the technical requirements.

To which two roles should you assign User2? Each correct answer presents part of the solution.

NOTE: Each correct selection is worth one point.

- A. the Exchange View-only Organization Management role
- B. the Microsoft 365 Records Management role
- C. the Exchange Online Help Desk role
- D. the Microsoft 365 Security Reader role
- E. the Exchange Online Compliance Management role

Correct Answer: DE

Section: (none)

Explanation

Explanation/Reference:

Explanation:

- User2 must be able to view reports and schedule the email delivery of security and compliance reports.

The Security Reader role can view reports but not schedule the email delivery of security and compliance reports.

The Exchange Online Compliance Management role can schedule the email delivery of security and compliance reports.

Reference:

<https://docs.microsoft.com/en-us/exchange/permissions-exo/permissions-exo>

Manage User Identity and Roles

Testlet 3

This is a case study. **Case studies are not timed separately. You can use as much exam time as you would like to complete each case.** However, there may be additional case studies and sections on this exam. You must manage your time to ensure that you are able to complete all questions included on this exam in the time provided.

To answer the questions included in a case study, you will need to reference information that is provided in the case study. Case studies might contain exhibits and other resources that provide more information about the scenario that is described in the case study. Each question is independent of the other questions in this case study.

At the end of this case study, a review screen will appear. This screen allows you to review your answer and to make changes before you move to the next section of the exam. After you begin a new section, you cannot return to this section.

To start the case study

To display the first question in this case study, click the **Next** button. Use the buttons in the left pane to explore the content of the case study before you answer the questions. Clicking these buttons displays information such as business requirements, existing environment, and problem statements. When you are ready to answer a question, click the **Question** button to return to the question.

Overview

Fabrikam, Inc. is an electronics company that produces consumer products. Fabrikam has 10,000 employees worldwide.

Fabrikam has a main office in London and branch offices in major cities in Europe, Asia, and the United States.

Existing Environment

Active Directory Environment

The network contains an Active Directory forest named fabrikam.com. The forest contains all the identities used for user and computer authentication.

Each department is represented by a top-level organizational unit (OU) that contains several child OUs for user accounts and computer accounts.

All users authenticate to on-premises applications by signing in to their device by using a UPN format of *username@fabrikam.com*.

Fabrikam does **NOT** plan to implement identity federation.

Network Infrastructure

Each office has a high-speed connection to the Internet.

Each office contains two domain controllers. All domain controllers are configured as a DNS server.

The public zone for fabrikam.com is managed by an external DNS server.

All users connect to an on-premises Microsoft Exchange Server 2016 organization. The users access their email by using Outlook Anywhere, Outlook on the web, or the Microsoft Outlook app for iOS. All the Exchange servers have the latest cumulative updates installed.

All shared company documents are stored on a Microsoft SharePoint Server farm.

Requirements

Planned Changes

Fabrikam plans to implement a Microsoft 365 Enterprise subscription and move all email and shared documents to the subscription.

Fabrikam plans to implement two pilot projects:

- Project1: During Project1, the mailboxes of 100 users in the sales department will be moved to Microsoft 365.
- Project2: After the successful completion of Project1, Microsoft Teams & Skype for Business will be enabled in Microsoft 365 for the sales department users.

Fabrikam plans to create a group named UserLicenses that will manage the allocation of all Microsoft 365 bulk licenses.

Technical Requirements

Fabrikam identifies the following technical requirements:

- All users must be able to exchange email messages successfully during Project1 by using their current email address.
- Users must be able to authenticate to cloud services if Active Directory becomes unavailable.
- A user named User1 must be able to view all DLP reports from the Microsoft 365 admin center.
- Microsoft Office 365 ProPlus applications must be installed from a network share only. ▪

Disruptions to email access must be minimized.

Application Requirements

Fabrikam identifies the following application requirements:

- An on-premises web application named App1 must allow users to complete their expense reports online. App1 must be available to users from the My Apps portal.
- The installation of feature updates for Office 365 ProPlus must be minimized.

Security Requirements

Fabrikam identifies the following security requirements:

- After the planned migration to Microsoft 365, all users must continue to authenticate to their mailbox and to SharePoint sites by using their UPN.
 - The memberships of UserLicenses must be validated monthly. Unused user accounts must be removed from the group automatically.
 - After the planned migration to Microsoft 365, all users must be signed in to on-premises and cloud-based applications automatically. ▪
- The principle of least privilege must be used.

QUESTION 1

Which role should you assign to User1?

- A. Security Administrator
- B. Records Management
- C. Security Reader
- D. Hygiene Management

Correct Answer: C

Section: (none)

Explanation

Explanation/Reference:

Explanation:

- A user named User1 must be able to view all DLP reports from the Microsoft 365 admin center.

Users with the Security Reader role have global read-only access on security-related features, including all information in Microsoft 365 security center, Azure Active Directory, Identity Protection, Privileged Identity Management, as well as the ability to read Azure Active Directory sign-in reports and audit logs, and in Office 365 Security & Compliance Center.

Reference:

<https://docs.microsoft.com/en-us/azure/active-directory/users-groups-roles/directory-assign-admin-roles>

Manage Access and Authentication

Question Set 1

QUESTION 1

Note: This question is part of a series of questions that present the same scenario. Each question in the series contains a unique solution that might meet the stated goals. Some question sets might have more than one correct solution, while others might not have a correct solution.

After you answer a question in this section, you will NOT be able to return to it. As a result, these questions will not appear in the review screen.

Your network contains an Active Directory forest.

You deploy Microsoft 365.

You plan to implement directory synchronization.

You need to recommend a security solution for the synchronized identities. The solution must meet the following requirements:

- Users must be able to authenticate successfully to Microsoft 365 services if Active Directory becomes unavailable. ▪
- User passwords must be 10 characters or more.

Solution: Implement pass-through authentication and configure password protection in the Azure AD tenant.

Does this meet the goal?

A. Yes

B. No

Correct Answer: B

Section: (none)

Explanation

Explanation/Reference:

Explanation:

This solution does not meet the following requirement:

- Users must be able to authenticate successfully to Microsoft 365 services if Active Directory becomes unavailable. This is because with pass-through authentication, the authentication is performed by the on-premise Active Directory.

This solution does not meet the following requirement: ▪

Users passwords must be 10 characters or more.

To meet this requirement, you would need to configure the Default Domain Policy in the on-premise Active Directory.

Azure Password Protection can prevent users from using passwords from a 'banned password' list but it cannot be configured to require that passwords must be 10 characters or more.

Reference: <https://docs.microsoft.com/en-us/azure/active-directory/hybrid/how-to-connect-password-hash-synchronization>

QUESTION 2



Note: This question is part of a series of questions that present the same scenario. Each question in the series contains a unique solution that might meet the stated goals. Some question sets might have more than one correct solution, while others might not have a correct solution.

After you answer a question in this section, you will NOT be able to return to it. As a result, these questions will not appear in the review screen.

Your network contains an Active Directory forest.

You deploy Microsoft 365.

You plan to implement directory synchronization.

You need to recommend a security solution for the synchronized identities. The solution must meet the following requirements:

- Users must be able to authenticate successfully to Microsoft 365 services if Active Directory becomes unavailable. ▪
- User passwords must be 10 characters or more.

Solution: Implement password hash synchronization and modify the password settings from the Default Domain Policy in Active Directory.

Does this meet the goal?

- A. Yes
- B. No



Correct Answer: A

Section: (none)

Explanation

Explanation/Reference:

Explanation:

This solution meets the requirements:

- Users must be able to authenticate successfully to Microsoft 365 services if Active Directory becomes unavailable. (this is because the authentication is performed by Azure Active Directory).
- Users passwords must be 10 characters or more. (the Default Domain Policy in the on-premise Active Directory can be configured to require the password length)

Reference: <https://docs.microsoft.com/en-us/azure/active-directory/hybrid/how-to-connect-password-hash-synchronization>

QUESTION 3

Your company has three main offices and one branch office. The branch office is used for research.

The company plans to implement a Microsoft 365 tenant and to deploy multi-factor authentication.

You need to recommend a Microsoft 365 solution to ensure that multi-factor authentication is enforced only for users in the branch office.

What should you include in the recommendation?

- A. Microsoft Azure Active Directory (Azure AD) conditional access.
- B. Microsoft Azure Active Directory (Azure AD) password protection.
- C. a Microsoft 365 Device Management device compliance policy.
- D. a Microsoft 365 Device Management device configuration profile.

Correct Answer: A

Section: (none)

Explanation

Explanation/Reference:

Explanation:

With Azure Active Directory (Azure AD) Conditional Access, you can control how authorized users can access your cloud apps. The location condition of a Conditional Access policy enables you to tie access controls settings to the network locations of your users.

For this question, we need to configure a location condition in a conditional access policy and apply the policy to users in that location (the branch office). The conditional access policy can be required to 'Allow Access' but 'Required MFA'.

Reference: <https://docs.microsoft.com/en-us/azure/active-directory/conditional-access/location-condition>

QUESTION 4

Your network contains an Active Directory domain named contoso.com.

All users authenticate by using a third-party authentication solution.

You purchase Microsoft 365 and plan to implement several Microsoft 365 services.

You need to recommend an identity strategy that meets the following requirements:

- Provides seamless SSO
- Minimizes the number of additional servers required to support the solution
- Stores the passwords of all the users in Microsoft Azure Active Directory (Azure AD)
- Ensures that all the users authenticate to Microsoft 365 by using their on-premises user account

You are evaluating the implementation of federation.

Which two requirements are met by using federation? Each correct answer presents a complete solution.

NOTE: Each correct selection is worth one point.

- A. minimizes the number of additional servers required to support the solution
- B. provides seamless SSO
- C. stores the passwords of all the users in Azure AD
- D. ensures that all the users authenticate to Microsoft 365 by using their on-premises user account

Correct Answer: BD

Section: (none)

Explanation

Explanation/Reference:

Explanation:

When you choose this federation as the authentication method, Azure AD hands off the authentication process to a separate trusted authentication system, such as on-premises Active Directory Federation Services (AD FS), to validate the user's password. AD FS can use on-premise Active Directory as an authentication provider. AD FS can also provide SSO when using Active Directory as an authentication provider.

Incorrect Answers:

- A: Additional servers are required to support the AD FS infrastructure.
- C: The passwords are not synchronised to Azure AD.

Reference: <https://docs.microsoft.com/en-us/azure/security/azure-ad-choose-authn>

QUESTION 5

Note: This question is part of a series of questions that present the same scenario. Each question in the series contains a unique solution that might meet the stated goals. Some question sets might have more than one correct solution, while others might not have a correct solution.

After you answer a question in this section, you will NOT be able to return to it. As a result, these questions will not appear in the review screen.

Your company plans to deploy several Microsoft Office 365 services.

You need to design an authentication strategy for the planned deployment. The solution must meet the following requirements:

- Users must be able to authenticate during business hours only.
- Authentication requests must be processed successfully if a single server fails.

- When the password for an on-premises user account expires, the new password must be enforced the next time the user signs in.
- Users who connect to Office 365 services from domain-joined devices that are connected to the internal network must be signed in automatically.

Solution: You design an authentication strategy that uses federation authentication by using Active Directory Federation Services (AD FS). The solution contains two AD FS servers and two Web Application Proxies.

Does this meet the goal?

- A. Yes
- B. No

Correct Answer: B

Section: (none)

Explanation

Explanation/Reference:

Explanation:

This solution meets the following requirements:

- Users must be able to authenticate during business hours only.
- Authentication requests must be processed successfully if a single server fails.
- When the password for an on-premises user account expires, the new password must be enforced the next time the user signs in.

The following requirement is not met:

- Users who connect to Office 365 services from domain-joined devices that are connected to the internal network must be signed in automatically. To

meet this requirement, you would need to configure seamless Single Sign-on (SSO)

Reference: <https://docs.microsoft.com/en-us/azure/security/azure-ad-choose-authn>

QUESTION 6

Your network contains an Active Directory domain named contoso.com. The domain contains five domain controllers.

You purchase Microsoft 365 and plan to implement several Microsoft 365 services.

You need to identify an authentication strategy for the planned Microsoft 365 deployment. The solution must meet the following requirements:

- Ensure that users can access Microsoft 365 by using their on-premises credentials.
- Use the existing server infrastructure only.

- Store all user passwords on-premises only. ▪
- Be highly available.

Which authentication strategy should you identify?

- A. pass-through authentication and seamless SSO
- B. pass-through authentication and seamless SSO with password hash synchronization
- C. password hash synchronization and seamless SSO
- D. federation

Correct Answer: A

Section: (none)

Explanation

Explanation/Reference:

Explanation:

Azure AD Pass-through Authentication. Provides a simple password validation for Azure AD authentication services by using a software agent that runs on one or more on-premises servers. The servers validate the users directly with your on-premises Active Directory, which ensures that the password validation doesn't happen in the cloud.

Incorrect Answers:

B: Password hash synchronization replicates passwords to Azure Active Directory. This does not meet the following requirement: Store all user passwords on-premises only

C: Password hash synchronization replicates passwords to Azure Active Directory. This does not meet the following requirement: Store all user passwords on-premises only

D: Federation requires additional servers running Active Directory Federation Services. This does not meet the following requirement: Use the existing server infrastructure only.

Reference: <https://docs.microsoft.com/en-us/azure/security/fundamentals/choose-ad-authn>

QUESTION 7

Your network contains an on-premises Active Directory domain.

You have a Microsoft 365 subscription.

You implement a directory synchronization solution that uses pass-through authentication.

You configure Microsoft Azure Active Directory (Azure AD) smart lockout as shown in the following exhibit.

Save
Discard

Custom smart lockout

Lockout threshold ? ✓

Lockout duration in seconds ? ✓

Custom banned passwords

Enforce custom list ? ☒ Yes ☐ No

Custom banned password list ? ✓

Password protection for Windows Server Active Directory

Enable password protection on Windows Server Active Directory ? ☒ Yes ☐ No

Mode ? ☐ Enforced ☒ Audit

You discover that Active Directory users can use the passwords in the custom banned passwords list.

You need to ensure that banned passwords are effective for all users.

Which three actions should you perform? Each correct answer presents part of the solution.

NOTE: Each correct selection is worth one point.

A. From a domain controller, install the Azure AD Password Protection Proxy.

- B. From a domain controller, install the Microsoft AAD Application Proxy connector.
- C. From Custom banned passwords, modify the Enforce custom list setting.
- D. From Password protection for Windows Server Active Directory, modify the Mode setting.
- E. From all the domain controllers, install the Azure AD Password Protection DC Agent.
- F. From Active Directory, modify the Default Domain Policy.

Correct Answer: ACE

Section: (none)

Explanation

Explanation/Reference:

Explanation:

Azure AD password protection is a feature that enhances password policies in an organization. On-premises deployment of password protection uses both the global and custom banned-password lists that are stored in Azure AD. It does the same checks on-premises as Azure AD does for cloud-based changes. These checks are performed during password changes and password reset scenarios.

You need to install the Azure AD Password Protection Proxy on a domain controller and install the Azure AD Password Protection DC Agent on all domain controllers. When the proxy and agent are installed and configured, Azure AD password protection will work.

In the exhibit, the password protection is configured in Audit mode. This is used for testing. To enforce the configured policy, you need to set the password protection setting to Enforced.

Reference:

<https://docs.microsoft.com/en-us/azure/active-directory/authentication/howto-password-ban-bad-on-premises-deploy> <https://docs.microsoft.com/en-us/azure/active-directory/authentication/concept-password-ban-bad-on-premises>

QUESTION 8

You have a Microsoft Azure Active Directory (Azure AD) tenant named contoso.onmicrosoft.com.

An external user has a Microsoft account that uses an email address of user1@outlook.com.

An administrator named Admin1 attempts to create a user account for the external user and receives the error message shown in the following exhibit.



Unable to invite user User1@outlook.c... 6:12 PM

You do not have permission to invite external users. Contact your administrator to get permission.

You need to ensure that Admin1 can add the user.

What should you do from the Azure Active Directory admin center?

- A. Add a custom domain name named outlook.com.
- B. Modify the Authentication methods.
- C. Modify the External collaboration settings.
- D. Assign Admin1 the Security administrator role.

Correct Answer: C

Section: (none)

Explanation

Explanation/Reference:

Explanation:

In the External Collaboration settings, you can set the following invitation policies:

- Turn off invitations
- Only admins and users in the Guest Inviter role can invite
- Admins, the Guest Inviter role, and members can invite
- All users, including guests, can invite

In this question, an Admin user is unable to invite the guest user. This suggests that invitations are turned off altogether.

Reference: <https://docs.microsoft.com/en-us/azure/active-directory/b2b/delegate-invitations>

QUESTION 9

Your company has a Microsoft 365 subscription that has multi-factor authentication configured for all users.

Users that connect to Microsoft 365 services report that they are prompted for multi-factor authentication multiple times a day.

You need to reduce the number of times the users are prompted for multi-factor authentication on their company-owned devices. Your solution must ensure that users are still prompted for MFA.

What should you do?

- A. Enable the multi-factor authentication trusted IPs setting, and then verify each device as a trusted device.
- B. Enable the remember multi-factor authentication setting, and then verify each device as a trusted device.
- C. Enable the multi-factor authentication trusted IPs setting, and then join all client computers to Microsoft Azure Active Directory (Azure AD).
- D. Enable the remember multi-factor authentication setting, and then join all client computers to Microsoft Azure Active Directory (Azure AD).

Correct Answer: B

Section: (none)

Explanation

Explanation/Reference:

Explanation:

The remember Multi-Factor Authentication feature for devices and browsers that are trusted by the user is a free feature for all Multi-Factor Authentication users. Users can bypass subsequent verifications for a specified number of days, after they've successfully signed-in to a device by using Multi-Factor Authentication. The feature enhances usability by minimizing the number of times a user has to perform two-step verification on the same device.

Reference:

<https://docs.microsoft.com/en-us/azure/active-directory/authentication/howto-mfa-mfasettings>

QUESTION 10

Your company has a Microsoft 365 subscription and a Microsoft Azure Active Directory (Azure AD) tenant named contoso.onmicrosoft.com.

An external vendor has a Microsoft account that has a username of user1@outlook.com.

You plan to provide user1@outlook.com with access to several resources in the subscription.

You need to add the external user account to contoso.onmicrosoft.com. The solution must ensure that the external vendor can authenticate by using user1@outlook.com.

What should you do?

- A. From Azure Cloud Shell, run the `New-AzureADUser` cmdlet and specify `-UserPrincipalName user1@outlook.com`.
- B. From the Microsoft 365 admin center, add a contact, and then specify user1@outlook.com as the email address.
- C. From the Azure portal, add a new guest user, and then specify user1@outlook.com as the email address.
- D. From the Azure portal, add a custom domain name, and then create a new Azure AD user and use user1@outlook.com as the username.

Correct Answer: C

Section: (none)

Explanation

Explanation/Reference:

Explanation:

You can invite guest users to the directory, to a group, or to an application. After you invite a user through any of these methods, the invited user's account is added to Azure Active Directory (Azure AD), with a user type of Guest. The guest user must then redeem their invitation to access resources. An invitation of a user does not expire.

The invitation will include a link to create a Microsoft account. The user can then authenticate using their Microsoft account. In this question, the external vendor already has a Microsoft account (user1@outlook.com) so he can authenticate using that.

Reference:

<https://docs.microsoft.com/en-us/azure/active-directory/b2b/add-users-administrator>

QUESTION 11

You have a Microsoft 365 subscription that contains several Microsoft SharePoint Online sites.

You discover that users from your company can invite external users to access files on the SharePoint sites.

You need to ensure that the company users can invite only authenticated guest users to the sites.

What should you do?

- A. From the Microsoft 365 admin center, configure a partner relationship.
- B. From SharePoint Online Management Shell, run the `Set-SPOSite` cmdlet.
- C. From the Azure Active Directory admin center, configure a conditional access policy.
- D. From the SharePoint admin center, configure the sharing settings.

Correct Answer: D

Section: (none)

Explanation

Explanation/Reference:

Explanation:

You need to set the Sharing settings to 'Existing Guests'. This setting allows sharing only with guests who are already in your directory. These guests may exist in your directory because they previously accepted sharing invitations or because they were manually added.

Reference:

<https://docs.microsoft.com/en-us/sharepoint/turn-external-sharing-on-or-off>

QUESTION 12

Your company has a hybrid deployment of Microsoft 365.

Users authenticate by using pass-through authentication. Several Microsoft Azure AD Connect Authentication Agents are deployed.

You need to verify whether all the Authentication Agents are used for authentication.

What should you do?

- A. From the Azure portal, use the Troubleshoot option on the Pass-through authentication page.
- B. From Performance Monitor, use the #PTA authentications counter.
- C. From the Azure portal, use the Diagnostics settings on the Monitor blade.
- D. From Performance Monitor, use the Kerberos authentications counter.

Correct Answer: A

Section: (none)

Explanation

Explanation/Reference:

Explanation:

On the Troubleshoot page, you can view how many agents are configured. If you click on the agents link, you can view the status of each agent. Each agent will have a status of Active or Inactive.

Reference:

<https://docs.microsoft.com/en-us/azure/active-directory/hybrid/tshoot-connect-pass-through-authentication>

QUESTION 13

Note: This question is part of a series of questions that present the same scenario. Each question in the series contains a unique solution that might meet the stated goals. Some question sets might have more than one correct solution, while others might not have a correct solution.

After you answer a question in this section, you will NOT be able to return to it. As a result, these questions will not appear in the review screen.

You have a Microsoft 365 subscription.

You discover that some external users accessed content on a Microsoft SharePoint site. You modify the SharePoint sharing policy to prevent sharing outside your organization.

You need to be notified if the SharePoint policy is modified in the future.

Solution: From the SharePoint site, you create an alert.

Does this meet the goal?

- A. Yes
- B. No

Correct Answer: B

Section: (none)

Explanation

Explanation/Reference:

Explanation:

You need to create a threat management policy in the Security & Compliance admin center.

QUESTION 14

Note: This question is part of a series of questions that present the same scenario. Each question in the series contains a unique solution that might meet the stated goals. Some question sets might have more than one correct solution, while others might not have a correct solution.

After you answer a question in this section, you will NOT be able to return to it. As a result, these questions will not appear in the review screen.

You have a Microsoft 365 subscription.

You discover that some external users accessed content on a Microsoft SharePoint site. You modify the SharePoint sharing policy to prevent sharing outside your organization.

You need to be notified if the SharePoint policy is modified in the future.

Solution: From the SharePoint admin center, you modify the sharing settings.

Does this meet the goal?

- A. Yes
- B. No

Correct Answer: B

Section: (none)

Explanation

Explanation/Reference:

Explanation:

You need to create a threat management policy in the Security & Compliance admin center.

QUESTION 15

Note: This question is part of a series of questions that present the same scenario. Each question in the series contains a unique solution that might meet the stated goals. Some question sets might have more than one correct solution, while others might not have a correct solution.

After you answer a question in this section, you will NOT be able to return to it. As a result, these questions will not appear in the review screen.

You have a Microsoft 365 subscription.

You discover that some external users accessed content on a Microsoft SharePoint site. You modify the SharePoint sharing policy to prevent sharing outside your organization.

You need to be notified if the SharePoint policy is modified in the future.

Solution: From the Security & Compliance admin center, you create a threat management policy.

Does this meet the goal?

- A. Yes
- B. No



Correct Answer: A

Section: (none)

Explanation

Explanation/Reference:

Explanation:

We can create a threat management policy to alert us when the sharing policy is changed.

Create a new Alert policy > under Category select Threat Management > under 'Activity is' scroll down to the 'Site administration activities' and select 'Changed a sharing policy'.

QUESTION 16

Note: This question is part of a series of questions that present the same scenario. Each question in the series contains a unique solution that might meet the stated goals. Some question sets might have more than one correct solution, while others might not have a correct solution.

After you answer a question in this section, you will NOT be able to return to it. As a result, these questions will not appear in the review screen.

You have a Microsoft 365 subscription.

You need to prevent users from accessing your Microsoft SharePoint Online sites unless the users are connected to your on-premises network.

Solution: From the Device Management admin center, you a trusted location and compliance policy.

Does this meet the goal?

- A. Yes
- B. No

Correct Answer: B

Section: (none)

Explanation

Explanation/Reference:

Explanation:

You need to configure a conditional access policy, not a compliance policy.

Conditional Access in SharePoint Online can be configured to use an IP Address white list to allow access.

Reference:

<https://techcommunity.microsoft.com/t5/Microsoft-SharePoint-Blog/Conditional-Access-in-SharePoint-Online-and-OneDrive-for/ba-p/46678>

QUESTION 17

Note: This question is part of a series of questions that present the same scenario. Each question in the series contains a unique solution that might meet the stated goals. Some question sets might have more than one correct solution, while others might not have a correct solution.

After you answer a question in this section, you will NOT be able to return to it. As a result, these questions will not appear in the review screen.

You have a Microsoft 365 subscription.

You need to prevent users from accessing your Microsoft SharePoint Online sites unless the users are connected to your on-premises network.

Solution: From the Microsoft 365 admin center, you configure the Organization profile settings.

Does this meet the goal?

- A. Yes
- B. No

Correct Answer: B

Section: (none)

Explanation

Explanation/Reference:

Explanation:

You need to configure a trusted location and a conditional access policy.

Conditional Access in SharePoint Online can be configured to use an IP Address white list to allow access.

Reference:

<https://techcommunity.microsoft.com/t5/Microsoft-SharePoint-Blog/Conditional-Access-in-SharePoint-Online-and-OneDrive-for/ba-p/46678>

QUESTION 18

Note: This question is part of a series of questions that present the same scenario. Each question in the series contains a unique solution that might meet the stated goals. Some question sets might have more than one correct solution, while others might not have a correct solution.

After you answer a question in this section, you will NOT be able to return to it. As a result, these questions will not appear in the review screen.

You have a Microsoft 365 subscription.

You need to prevent users from accessing your Microsoft SharePoint Online sites unless the users are connected to your on-premises network.

Solution: From the Azure Active Directory admin center, you create a trusted location and a conditional access policy.

Does this meet the goal?

A. Yes

B. No

Correct Answer: A

Section: (none)

Explanation

Explanation/Reference:

Explanation:

Conditional Access in SharePoint Online can be configured to use an IP Address white list to allow access.

With named locations, you can create logical groupings of IP address ranges, for example your office IP range. You can then mark the named location as a trusted location.

Mark as trusted location - A flag you can set for a named location to indicate a trusted location. Typically, trusted locations are network areas that are controlled by your IT department.

You would then configure the conditional access policy to allow access only from the trusted location.

Reference: <https://docs.microsoft.com/en-us/azure/active-directory/conditional-access/location-condition>
<https://techcommunity.microsoft.com/t5/Microsoft-SharePoint-Blog/Conditional-Access-in-SharePoint-Online-and-OneDrive-for/ba-p/46678> **QUESTION 19**

You have a Microsoft 365 subscription and a Microsoft Azure Active Directory (Azure AD) tenant named contoso.com.

Contoso.com is configured as shown in the following exhibit.



External collaboration settings

 Save  Discard

Guest users permissions are limited ⓘ

Yes

No

Admins and users in the guest inviter role can invite ⓘ

Yes

No

Members can invite ⓘ

Yes

No

Guests can invite ⓘ

Yes

No



Collaboration restrictions

- ☒ Allow invitations to be sent to any domain (most inclusive)
- ☐ Deny invitations to the specified domains
- ☐ Allow invitations only to the specified domains (most restrictive)

You need to ensure that guest users can be created in the tenant.

Which setting should you modify?

A. Guests can invite.

- B. Guest users permissions are limited.
- C. Members can invite.
- D. Admins and users in the guest inviter role can invite.
- E. Deny invitations to the specified domains.

Correct Answer: D

Section: (none)

Explanation

Explanation/Reference:

Explanation:

The setting “Admins and users in the guest inviter role can invite” is set to No. This means that no one can create guest accounts because they cannot ‘invite’ guests. This setting needs to be changed to Yes to ensure that guest users can be created in the tenant.

Reference: <https://docs.microsoft.com/en-us/azure/active-directory/b2b/delegate-invitations>

<https://docs.microsoft.com/en-us/azure/active-directory/fundamentals/users-default-permissions>

QUESTION 20

Your company recently purchased a Microsoft 365 subscription.

You enable Microsoft Azure Multi-Factor Authentication (MFA) for all 500 users in the Azure Active Directory (Azure AD) tenant.

You need to generate a report that lists all the users who completed the Azure MFA registration process.

What is the best approach to achieve the goal? More than one answer choice may achieve the goal. Select the **BEST** answer.

- A. From Azure Cloud Shell, run the `Get-AzureADUser` cmdlet.
- B. From Azure Cloud Shell, run the `Get-MsolUser` cmdlet.
- C. From the Azure Active Directory admin center, use the Usage & insights blade.
- D. From the Azure Active Directory admin center, use the Risky sign-ins blade.

Correct Answer: B

Section: (none)

Explanation

Explanation/Reference:

Explanation:

You can use the `Get-MsolUser` cmdlet to generate a report that lists all the users who completed the Azure MFA registration process. The full command would look like this:

```
Get-MsolUser -All | Where-Object {$_.StrongAuthenticationMethods.Count -eq 0} | Select-Object -Property UserPrincipalName
```

Reference:

<https://docs.microsoft.com/en-us/azure/active-directory/authentication/howto-mfa-reporting>

QUESTION 21

You have a Microsoft 365 Enterprise subscription.

You have a conditional access policy to force multi-factor authentication when accessing Microsoft SharePoint from a mobile device.

You need to view which users authenticated by using multi-factor authentication.

What should you do?

- A. From the Microsoft 365 admin center, view the Security & Compliance reports.
- B. From the Azure Active Directory admin center, view the user sign-ins.
- C. From the Microsoft 365 admin center, view the Usage reports.
- D. From the Azure Active Directory admin center, view the audit logs.

Correct Answer: B

Section: (none)

Explanation

Explanation/Reference:

Explanation:

With the **sign-ins activity report** in the Azure portal, you can get the information you need to determine how your environment is doing.

The sign-ins report can provide you with information about the usage of managed applications and user sign-in activities, which includes information about multifactor authentication (MFA) usage. The MFA data gives you insights into how MFA is working in your organization. It enables you to answer questions like:

- Was the sign-in challenged with MFA?
- How did the user complete MFA?
- Why was the user unable to complete MFA?

- How many users are challenged for MFA?
- How many users are unable to complete the MFA challenge?
- What are the common MFA issues end users are running into?

Reference:

<https://docs.microsoft.com/en-us/azure/active-directory/authentication/howto-mfa-reporting>

QUESTION 22

You have a Microsoft 365 Enterprise E5 subscription.

You need to enforce multi-factor authentication on all cloud-based applications for the users in the finance department.

What should you do?

- A. Create a sign-in risk policy.
- B. Create a new app registration.
- C. Create an app permission policy.
- D. Assign an Enterprise Mobility + Security E5 license to the finance department users.

Correct Answer: A

Section: (none)

Explanation

Explanation/Reference:

Explanation:

You can configure a sign-in risk policy that applies to the Finance department users. The policy can be configured to 'Allow access' but with multi-factor authentication as a requirement.

Reference:

<https://docs.microsoft.com/en-us/azure/active-directory/identity-protection/howto-sign-in-risk-policy>

QUESTION 23

Your network contains an on-premises Active Directory domain named contoso.local. The domain contains five domain controllers.

Your company purchases Microsoft 365 and creates a Microsoft Azure Active Directory (Azure AD) tenant named contoso.onmicrosoft.com.

You plan to implement pass-through authentication.

You need to prepare the environment for the planned implementation of pass-through authentication.

Which three actions should you perform? Each correct answer presents part of the solution.

NOTE: Each correct selection is worth one point.

- A. Modify the email address attribute for each user account.
- B. From the Azure portal, add a custom domain name.
- C. From Active Directory Domains and Trusts, add a UPN suffix.
- D. Modify the User logon name for each user account.
- E. From the Azure portal, configure an authentication method.
- F. From a domain controller, install an Authentication Agent.

Correct Answer: BCF

Section: (none)

Explanation

Explanation/Reference:

Explanation:

To implement pass-through authentication, you need to install and configure Azure AD Connect.

The on-premise Active Directory domain is named contoso.local. Before you can configure Azure AD Connect, you need to purchase a routable domain, for example, contoso.com.

You then need to add the domain contoso.com to Microsoft as a custom domain name.

The user accounts in the Active Directory domain need to be configured to use the domain name contoso.com as a UPN suffix. You need to add contoso.com to the Active Directory first by using Active Directory Domains and Trusts to add contoso.com add a UPN suffix. You can then configure each account to use the new UPN suffix.

An Authentication Agent is required on a domain controller to perform the authentication when pass-through authentication is used. When the custom domain and user accounts are configured, you can install and configure Azure AD Connect. An Authentication Agent is installed when you select the pass-through authentication option in the Azure AD Connect configuration or you can install the Authentication Agent manually.

Reference:

<https://docs.microsoft.com/en-us/azure/active-directory/hybrid/how-to-connect-pta-quick-start>

QUESTION 24

Note: This question is part of a series of questions that present the same scenario. Each question in the series contains a unique solution that might meet the stated goals. Some question sets might have more than one correct solution, while others might not have a correct solution.

After you answer a question in this section, you will NOT be able to return to it. As a result, these questions will not appear in the review screen.

Your company plans to deploy several Microsoft Office 365 services.

You need to design an authentication strategy for the planned deployment. The solution must meet the following requirements:

- Users must be able to authenticate during business hours only.
- Authentication requests must be processed successfully if a single server fails.
- When the password for an on-premises user account expires, the new password must be enforced the next time the user signs in.
- Users who connect to Office 365 services from domain-joined devices that are connected to the internal network must be signed in automatically.

Solution: You design an authentication strategy that contains a pass-through authentication model. The solution contains two servers that have an Authentication Agent installed and password hash synchronization configured.

Does this meet the goal?

- A. Yes
- B. No

Correct Answer: B

Section: (none)

Explanation

Explanation/Reference:

Explanation:

This solution meets the following goals:

- Users must be able to authenticate during business hours only.
- Authentication requests must be processed successfully if a single server fails.
- When the password for an on-premises user account expires, the new password must be enforced the next time the user signs in.

However, the following goal is not met:

- Users who connect to Office 365 services from domain-joined devices that are connected to the internal network must be signed in automatically.

You would need to configure Single-sign on (SSO) to meet the last requirement.

Reference:

<https://docs.microsoft.com/en-us/azure/security/azure-ad-choose-authn>

QUESTION 25

Note: This question is part of a series of questions that present the same scenario. Each question in the series contains a unique solution that might meet the stated goals. Some question sets might have more than one correct solution, while others might not have a correct solution.

After you answer a question in this section, you will NOT be able to return to it. As a result, these questions will not appear in the review screen.

Your company plans to deploy several Microsoft Office 365 services.

You need to design an authentication strategy for the planned deployment. The solution must meet the following requirements:

- Users must be able to authenticate during business hours only.
- Authentication requests must be processed successfully if a single server fails.
- When the password for an on-premises user account expires, the new password must be enforced the next time the user signs in.
- Users who connect to Office 365 services from domain-joined devices that are connected to the internal network must be signed in automatically.

Solution: You design an authentication strategy that contains a pass-through authentication model. You install an Authentication Agent on three servers and configure seamless SSO.

Does this meet the goal?

- A. Yes
- B. No

Correct Answer: A

Section: (none)

Explanation

Explanation/Reference:

Explanation:

This solution meets all the requirements:

- Users must be able to authenticate during business hours only. (This can be configured by using Logon Hours in Active Directory. Pass-through authentication passes authentication to the on-premise Active Directory)
- Authentication requests must be processed successfully if a single server fails. (We have Authentication Agents running on three servers)
- When the password for an on-premises user account expires, the new password must be enforced the next time the user signs in. (This can be configured in Active Directory. Pass-through authentication passes authentication to the on-premise Active Directory)
- Users who connect to Office 365 services from domain-joined devices that are connected to the internal network must be signed in automatically. (This goal is met by seamless SSO)

Reference:

<https://docs.microsoft.com/en-us/azure/security/azure-ad-choose-authn>

QUESTION 26

Note: This question is part of a series of questions that present the same scenario. Each question in the series contains a unique solution that might meet the stated goals. Some question sets might have more than one correct solution, while others might not have a correct solution.

After you answer a question in this section, you will NOT be able to return to it. As a result, these questions will not appear in the review screen.

Your company plans to deploy several Microsoft Office 365 services.

You need to design an authentication strategy for the planned deployment. The solution must meet the following requirements:

- Users must be able to authenticate during business hours only.
- Authentication requests must be processed successfully if a single server fails.
- When the password for an on-premises user account expires, the new password must be enforced the next time the user signs in.
- Users who connect to Office 365 services from domain-joined devices that are connected to the internal network must be signed in automatically.

Solution: You design an authentication strategy that uses password hash synchronization and seamless SSO. The solution contains two servers that have an Authentication Agent installed.

Does this meet the goal?

- A. Yes
- B. No

Correct Answer: B

Section: (none)

Explanation

Explanation/Reference:

Explanation:

This solution meets the following requirements:

- Users who connect to Office 365 services from domain-joined devices that are connected to the internal network must be signed in automatically.
- Authentication requests must be processed successfully if a single server fails.

The following requirements are not met:

- Users must be able to authenticate during business hours only.
- When the password for an on-premises user account expires, the new password must be enforced the next time the user signs in.

To meet these two requirements, you would have to configure pass-through authentication.

Reference:

<https://docs.microsoft.com/en-us/azure/security/azure-ad-choose-authn>

QUESTION 27

You have a Microsoft 365 Enterprise E5 subscription.

You need to enforce multi-factor authentication on all cloud-based applications for the users in the finance department.

What should you do?

- A. Create an activity policy.

- B. Create a new app registration.
- C. Create a conditional access policy.
- D. Create a session policy.

Correct Answer: C

Section: (none)

Explanation

Explanation/Reference:

Explanation:

You can configure a conditional access policy that applies to the Finance department users. The policy can be configured to 'Allow access' but with multi-factor authentication as a requirement.

The reference below explains how to create a conditional access policy that requires MFA for all users. To apply the policy to finance users only, you would select Users and Group in the Include section instead of All Users and then specify the finance department group.

Reference:

<https://docs.microsoft.com/en-us/azure/active-directory/conditional-access/howto-conditional-access-policy-all-users-mfa>

QUESTION 28

You have a Microsoft 365 subscription.

Your company deploys an Active Directory Federation Services (AD FS) solution.

You need to configure the environment to audit AD FS user authentication.

Which two actions should you perform? Each correct answer presents part of the solution.

NOTE: Each correct selection is worth one point.

- A. From all the AD FS servers, run `auditpol.exe`.
- B. From all the domain controllers, run the `Set-AdminAuditLogConfig` cmdlet and specify the `-LogLevel` parameter.
- C. On a domain controller, install Azure AD Connect Health for AD DS.
- D. From the Azure AD Connect server, run the `Register-AzureADConnectHealthSyncAgent` cmdlet.
- E. On an AD FS server, install Azure AD Connect Health for AD FS.

Correct Answer: DE

Section: (none)

Explanation

Explanation/Reference:

Explanation:

To audit AD FS user authentication, you need to install Azure AD Connect Health for AD FS. The agent should be installed on an AD FS server. After the installation, you need to register the agent by running the `Register-AzureADConnectHealthSyncAgent` cmdlet.

Reference:

<https://docs.microsoft.com/en-us/azure/active-directory/hybrid/how-to-connect-health-agent-install> <https://docs.microsoft.com/en-us/azure/active-directory/hybrid/how-to-connect-health-adfs>

QUESTION 29

Note: This question is part of a series of questions that present the same scenario. Each question in the series contains a unique solution that might meet the stated goals. Some question sets might have more than one correct solution, while others might not have a correct solution.

After you answer a question in this section, you will NOT be able to return to it. As a result, these questions will not appear in the review screen.

Your network contains an Active Directory forest.

You deploy Microsoft 365.

You plan to implement directory synchronization.

You need to recommend a security solution for the synchronized identities. The solution must meet the following requirements:

- Users must be able to authenticate successfully to Microsoft 365 services if Active Directory becomes unavailable. ▪
- User passwords must be 10 characters or more.

Solution: Implement password hash synchronization and configure password protection in the Azure AD tenant.

Does this meet the goal?

- A. Yes
- B. No

Correct Answer: B

Section: (none)

Explanation

Explanation/Reference:

Explanation:

This solution meets the following requirement:

- Users must be able to authenticate successfully to Microsoft 365 services if Active Directory becomes unavailable. (this is because the authentication is performed by Azure Active Directory).

This solution does not meet the following requirement: ▪

Users passwords must be 10 characters or more.

To meet this requirement, you would need to configure the Default Domain Policy in the on-premise Active Directory.

Azure Password Protection can prevent users from using passwords from a 'banned password' list but it cannot be configured to require that passwords must be 10 characters or more.

Reference:

<https://docs.microsoft.com/en-us/azure/active-directory/hybrid/how-to-connect-password-hash-synchronization>

QUESTION 30

Note: This question is part of a series of questions that present the same scenario. Each question in the series contains a unique solution that might meet the stated goals. Some question sets might have more than one correct solution, while others might not have a correct solution.

After you answer a question in this section, you will NOT be able to return to it. As a result, these questions will not appear in the review screen.

Your network contains an Active Directory forest.

You deploy Microsoft 365.

You plan to implement directory synchronization.

You need to recommend a security solution for the synchronized identities. The solution must meet the following requirements:

- Users must be able to authenticate successfully to Microsoft 365 services if Active Directory becomes unavailable. ▪
- User passwords must be 10 characters or more.

Solution: Implement pass-through authentication and modify the password settings from the Default Domain Policy in Active Directory.

Does this meet the goal?

A. Yes

B. No

Correct Answer: B

Section: (none)

Explanation

Explanation/Reference:

Explanation:

This solution does not meet the following requirement:

- Users must be able to authenticate successfully to Microsoft 365 services if Active Directory becomes unavailable. This is because with pass-through authentication, the authentication is performed by the on-premise Active Directory.

This solution does meet the following requirement:

- User passwords must be 10 characters or more.

Configuring the Default Domain Policy in the on-premise Active Directory meets the requirement.

Reference:

<https://docs.microsoft.com/en-us/azure/active-directory/hybrid/how-to-connect-password-hash-synchronization>

QUESTION 31

You have a Microsoft 365 subscription that uses an Azure Active Directory (Azure AD) tenant named contoso.com.

A temporary employee at your company uses an email address of user1@outlook.com.

You need to ensure that the temporary employee can sign in to contoso.com by using the user1@outlook.com account.

What should you do?

- A. From the Azure Active Directory admin center, create a new user.
- B. From the Microsoft 365 admin center, create a new contact.
- C. From the Azure Active Directory admin center, create a new guest user.
- D. From the Microsoft 365 admin center, create a new user.

Correct Answer: C

Section: (none)

Explanation

Explanation/Reference:

Explanation:

You can invite guest users to the directory, to a group, or to an application. After you invite a user through any of these methods, the invited user's account is added to Azure Active Directory (Azure AD), with a user type of Guest. The guest user must then redeem their invitation to access resources. An invitation of a user does not expire.

The invitation will include a link to create a Microsoft account. The user can then authenticate using their Microsoft account. In this question, the external vendor already has a Microsoft account (user1@outlook.com) so he can authenticate using that.

Reference:

<https://docs.microsoft.com/en-us/azure/active-directory/b2b/add-users-administrator>

QUESTION 32

Your company has an Azure Active Directory (Azure AD) tenant named contoso.com that contains 10,000 users.

The company has a Microsoft 365 subscription.

You enable Azure Multi-Factor Authentication (MFA) for all the users in contoso.com.

You run the following query.

```
search "SigninLogs" | where ResultDescription == "User did not pass the MFA challenge."
```

The query returns blank results.

You need to ensure that the query returns the expected results.

What should you do?

- A. From the Azure Active Directory admin center, configure the diagnostics settings to archive logs to an Azure Storage account.
- B. From the Security & Compliance admin center, turn on auditing.
- C. From the Security & Compliance admin center, enable Office 365 Analytics.
- D. From the Azure Active Directory admin center, configure the diagnostics settings to send logs to an Azure Log Analytics workplace.

Correct Answer: D

Section: (none)

Explanation

Explanation/Reference:

Explanation:

You can now send audit logs to Azure Log Analytics. This gives you much easier reporting on audit events and the ability to perform queries such as the one in this question.

References:

<https://docs.microsoft.com/en-us/azure/active-directory/reports-monitoring/howto-integrate-activity-logs-with-log-analytics>

QUESTION 33

You have a Microsoft 365 Enterprise E5 subscription.

You need to enforce multi-factor authentication on all cloud-based applications for the users in the finance department.

What should you do?

- A. Create an activity policy.
- B. Create a new app registration.
- C. Create a sign-in risk policy.
- D. Create a session policy.

Correct Answer: C

Section: (none)

Explanation



Explanation/Reference:

Explanation:

You can configure a sign-in risk policy that applies to the Finance department users. The policy can be configured to 'Allow access' but with multi-factor authentication as a requirement.

Reference:

<https://docs.microsoft.com/en-us/azure/active-directory/identity-protection/howto-sign-in-risk-policy>

Manage Access and Authentication

Testlet 2

This is a case study. **Case studies are not timed separately. You can use as much exam time as you would like to complete each case.** However, there may be additional case studies and sections on this exam. You must manage your time to ensure that you are able to complete all questions included on this exam in the time provided.

To answer the questions included in a case study, you will need to reference information that is provided in the case study. Case studies might contain exhibits and other resources that provide more information about the scenario that is described in the case study. Each question is independent of the other questions in this case study.

At the end of this case study, a review screen will appear. This screen allows you to review your answer and to make changes before you move to the next section of the exam. After you begin a new section, you cannot return to this section.

To start the case study

To display the first question in this case study, click the **Next** button. Use the buttons in the left pane to explore the content of the case study before you answer the questions. Clicking these buttons displays information such as business requirements, existing environment, and problem statements. When you are ready to answer a question, click the **Question** button to return to the question.

Overview

Contoso, Ltd. is a consulting company that has a main office in Montreal and two branch offices in Seattle and New York.

The offices have the users and devices shown in the following table.

Office	Users	Laptops	Desktops	Mobile devices
Montreal	2,500	2,800	300	3,100
Seattle	1,000	1,100	200	1,500
New York	300	320	30	400

Contoso recently purchased a Microsoft 365 E5 subscription.

Existing Environment

The network contains an Active directory forest named contoso.com and a Microsoft Azure Active Directory (Azure AD) tenant named contoso.onmicrosoft.com.

You recently configured the forest to sync to the Azure AD tenant.

You add and then verify adatum.com as an additional domain name.

All servers run Windows Server 2016.

All desktop computers and laptops run Windows 10 Enterprise and are joined to contoso.com.

All the mobile devices in the Montreal and Seattle offices run Android. All the mobile devices in the New York office run iOS.

Contoso has the users shown in the following table.

Name	Role
User1	<i>None</i>
User2	<i>None</i>
User3	Customer Lockbox access approver
User4	<i>None</i>

Contoso has the groups shown in the following table.

Name	Type	Membership rule
Group1	Assigned	<i>Not applicable</i>
Group 2	Dynamic	(user.department –eq “Finance”)

Microsoft Office 365 licenses are assigned only to Group2.

The network also contains external users from a vendor company who have Microsoft accounts that use a suffix of @outlook.com.

Requirements

Planned Changes

Contoso plans to provide email addresses for all the users in the following domains:

- East.adatum.com
- Contoso.adatum.com
- Humongousinsurance.com

Technical Requirements

Contoso identifies the following technical requirements:

- All new users must be assigned Office 365 licenses automatically. ▪

The principle of least privilege must be used whenever possible.

Security Requirements

Contoso identifies the following security requirements:

- Vendors must be able to authenticate by using their Microsoft account when accessing Contoso resources.
- User2 must be able to view reports and schedule the email delivery of security and compliance reports.

- The members of Group1 must be required to answer a security question before changing their password.
- User3 must be able to manage Office 365 connectors. ▪ User4 must be able to reset User3 password.

QUESTION 1

You need to meet the security requirement for Group1.

What should you do?

- A. Configure all users to sign in by using multi-factor authentication.
- B. Modify the properties of Group1.
- C. Assign Group1 a management role.
- D. Modify the Password reset properties of the Azure AD tenant.

Correct Answer: D

Section: (none)

Explanation

Explanation/Reference:

Explanation:

- The members of Group1 must be required to answer a security question before changing their password.

If SSPR (Self Service Password Reset) is enabled, you must select at least one of the following options for the authentication methods. Sometimes you hear these options referred to as "gates."

Mobile app notification
Mobile app code
Email
Mobile phone
Office phone
Security questions

You can specify the required authentication methods in the Password reset properties of the Azure AD tenant. In this case, you should set the required authentication method to be 'Security questions'.

Reference: <https://docs.microsoft.com/en-us/azure/active-directory/authentication/concept-sspr-howitworks>

QUESTION 2

You need to meet the security requirement for the vendors.

What should you do?

- A. From the Azure portal, add an identity provider.
- B. From Azure Cloud Shell, run the `New-AzureADUser` cmdlet and specify the `-UserPrincipalName` parameter.
- C. From Azure Cloud Shell, run the `Set-AzureADUserExtension` cmdlet.
- D. From the Azure portal, create guest accounts.

Correct Answer: D

Section: (none)

Explanation

Explanation/Reference:

Explanation:

- Vendors must be able to authenticate by using their Microsoft account when accessing Contoso resources.

You can invite guest users to the directory, to a group, or to an application. After you invite a user through any of these methods, the invited user's account is added to Azure Active Directory (Azure AD), with a user type of Guest. The guest user must then redeem their invitation to access resources. An invitation of a user does not expire.

The invitation will include a link to create a Microsoft account. The user can then authenticate using their Microsoft account. In this question, the vendors already have Microsoft accounts so they can authenticate using them.

Reference: <https://docs.microsoft.com/en-us/azure/active-directory/b2b/add-users-administrator>

QUESTION 3

You need to meet the security requirement for the vendors.

What should you do?

- A. From Azure Cloud Shell, run the `Set-MsolUserPrincipalName` and specify the `-tenantID` parameter.
- B. From Azure Cloud Shell, run the `Set-AzureADUserExtension` cmdlet.
- C. Azure Cloud Shell, run the `New-AzureADUser` cmdlet and specify the `-UserPrincipalName` parameter.
- D. From Azure Cloud Shell, run the `New-AzureADMSInvitation` cmdlet and specify the `-InvitedUserEmailAddress` parameter.

Correct Answer: D

Section: (none)

Explanation

Explanation/Reference:

Explanation:

- Vendors must be able to authenticate by using their Microsoft account when accessing Contoso resources.

You can invite guest users to the directory, to a group, or to an application. After you invite a user through any of these methods, the invited user's account is added to Azure Active Directory (Azure AD), with a user type of Guest. The guest user must then redeem their invitation to access resources. An invitation of a user does not expire.

The invitation will include a link to create a Microsoft account. The user can then authenticate using their Microsoft account. In this question, the vendors already have Microsoft accounts so they can authenticate using them.

In this solution, we are creating guest account invitations by using the `New-AzureADMSInvitation` cmdlet and specifying the `-InvitedUserEmailAddress` parameter.

Reference: <https://docs.microsoft.com/en-us/azure/active-directory/b2b/add-users-administrator>

<https://docs.microsoft.com/en-us/powershell/module/azuread/new-azureadmsinvitation?view=azureadps-2.0>



<https://vceplus.com/>