

MD-100.72q

Number: MD-100
Passing Score: 800
Time Limit: 120 min

MD-100



Website: <https://vceplus.com>
VCE to PDF Converter: <https://vceplus.com/vce-to-pdf/>
Facebook: <https://www.facebook.com/VCE.For.All.VN/>
Twitter : https://twitter.com/VCE_Plus

<https://vceplus.com/>

Windows 10

Question Set 1

QUESTION 1

You plan to deploy Windows 10 to 100 secure computers.

You need to select a version of Windows 10 that meets the following requirements:

- Uses Microsoft Edge as the default browser
- Minimizes the attack surface on the computer
- Supports joining Microsoft Azure Active Directory (Azure AD)
- Only allows the installation of applications from the Microsoft Store



<https://vceplus.com/>

What is the best version to achieve the goal? More than one answer choice may achieve the goal. Select the **BEST** answer.

- A. Windows 10 Pro in S mode
- B. Windows 10 Home in S mode
- C. Windows 10 Pro
- D. Windows 10 Enterprise



Correct Answer: C

Section: [none]

Explanation

Explanation/Reference:

References: <https://www.microsoft.com/en-us/windows/compare>

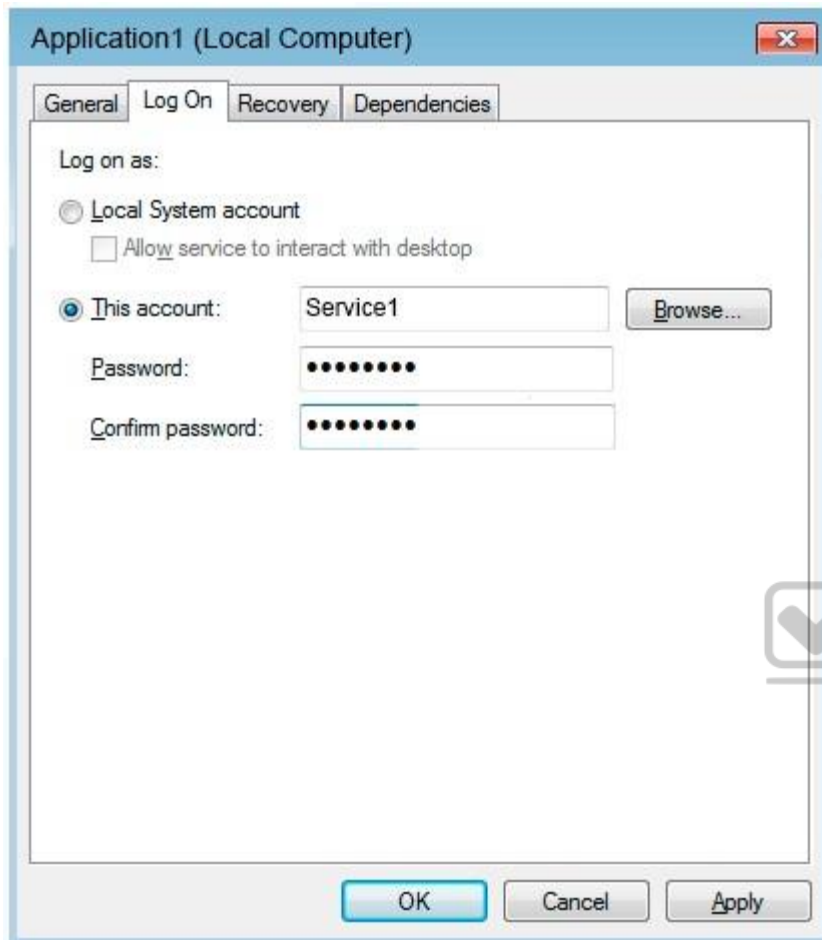
QUESTION 2

Note: This question is part of a series of questions that present the same scenario. Each question in the series contains a unique solution that might meet the stated goals. Some question sets might have more than one correct solution, while others might not have a correct solution.

After you answer a question in this section, you will NOT be able to return to it. As a result, these questions will not appear in the review screen.

You have a computer named Computer1 that runs Windows10.

A service named Application1 is configured as shown in the exhibit.



You discover that a user used the Service1 account to sign in to Computer1 and deleted some files.

You need to ensure that the identity used by Application1 cannot be used by a user to sign in to the desktop on Computer1. The solution must use the principle of least privilege.

Solution: On Computer1, you configure Application1 to sign in as the LocalSystem account and select the Allow service to interact with desktop check box. You delete the Service1 account.

Does this meet the goal?

- A. Yes
- B. No

Correct Answer: B

Section: [none]

Explanation

Explanation/Reference:

QUESTION 3

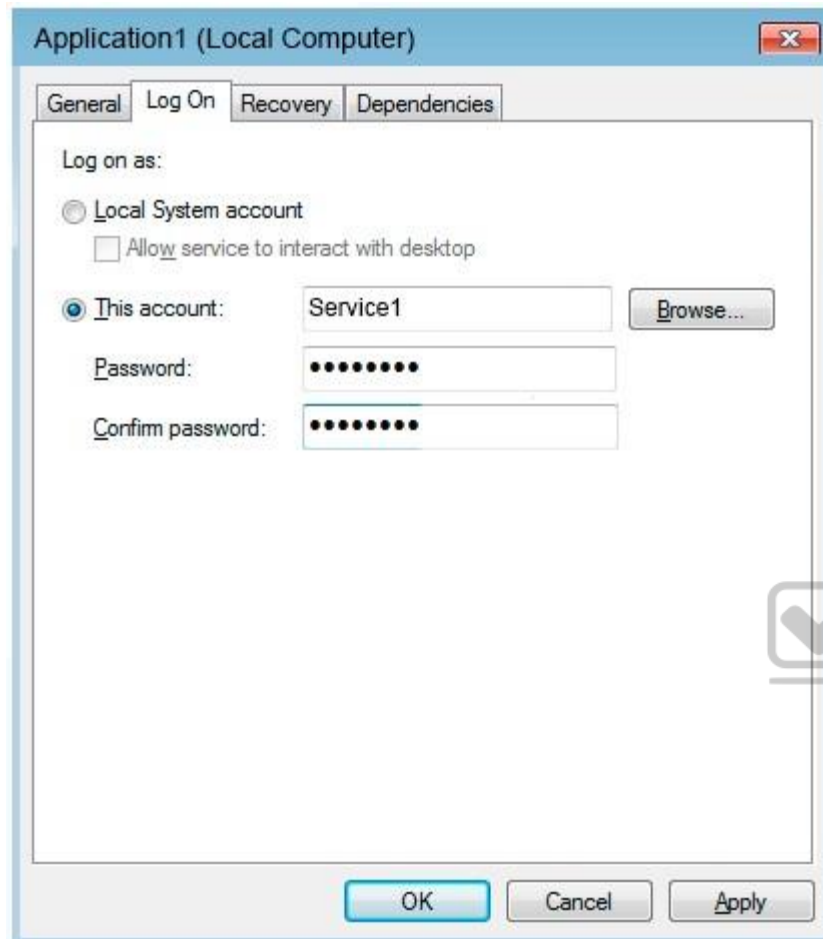
Note: This question is part of a series of questions that present the same scenario. Each question in the series contains a unique solution that might meet the stated goals. Some question sets might have more than one correct solution, while others might not have a correct solution.

After you answer a question in this section, you will NOT be able to return to it. As a result, these questions will not appear in the review screen.

You have a computer named Computer1 that runs Windows 10.

A service named Application1 is configured as shown in the exhibit.





You discover that a user used the Service1 account to sign in to Computer1 and deleted some files.

You need to ensure that the identity used by Application1 cannot be used by a user to sign in to the desktop on Computer1. The solution must use the principle of least privilege.

Solution: On Computer1, you assign Service1 the deny log on locally user right.

Does this meet the goal?

- A. Yes
- B. No

Correct Answer: B

Section: [none]

Explanation

Explanation/Reference:

References:

<https://docs.microsoft.com/en-us/windows/security/threat-protection/security-policy-settings/deny-log-on-locally>

QUESTION 4

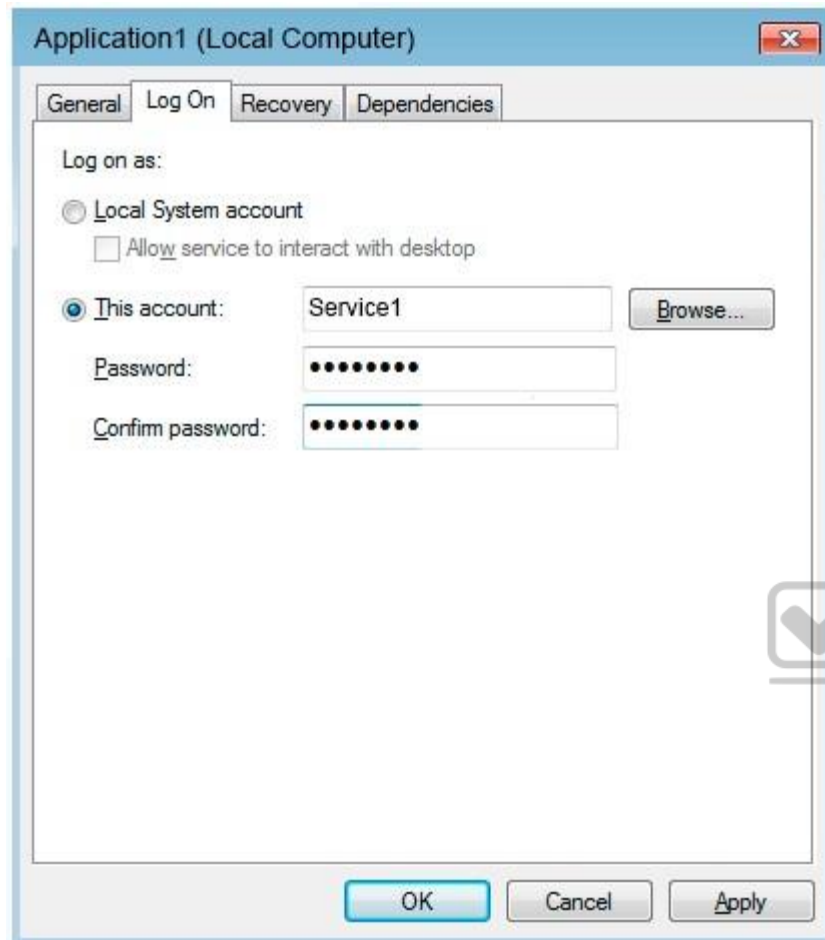
Note: This question is part of a series of questions that present the same scenario. Each question in the series contains a unique solution that might meet the stated goals. Some question sets might have more than one correct solution, while others might not have a correct solution.

After you answer a question in this section, you will NOT be able to return to it. As a result, these questions will not appear in the review screen.

You have a computer named Computer1 that runs Windows 10.

A service named Application1 is configured as shown in the exhibit.





You discover that a user used the Service1 account to sign in to Computer1 and deleted some files.

You need to ensure that the identity used by Application1 cannot be used by a user to sign in to the desktop on Computer1. The solution must use the principle of least privilege.

Solution: On Computer1, you assign Service1 the deny log on as a service user right.

Does this meet the goal?

- A. Yes
- B. No

Correct Answer: A

Section: [none]

Explanation

Explanation/Reference:

References: <https://docs.microsoft.com/en-us/windows/security/threat-protection/security-policy-settings/deny-log-on-as-a-service>

QUESTION 5

You have a Microsoft Azure Active Directory (Azure AD) tenant.

Some users sign in to their computer by using Windows Hello for Business.

A user named User1 purchases a new computer and joins the computer to Azure AD.

User1 attempts to configure the sign-in options and receives the error message shown in the exhibit.

Sign-in options

***Some settings are hidden or managed by your organization.**



Windows Hello

Sign in to Windows, apps and services by teaching Windows to recognize you.

Windows Hello isn't available on this device.

[See how it works and find compatible devices.](#)

You open **Device Manager** and confirm that all the hardware works correctly.

You need to ensure that User1 can use Windows Hello for Business facial recognition to sign in to the computer.

What should you do first?

- A. Purchase an infrared (IR) camera.
- B. Upgrade the computer to Windows 10 Enterprise.
- C. Enable UEFI Secure Boot.
- D. Install a virtual TPM driver.

Correct Answer: B

Section: [none]

Explanation

Explanation/Reference:

References: <https://docs.microsoft.com/en-us/windows/security/identity-protection/hello-for-business/hello-planning-guide>

QUESTION 6

Your company uses Microsoft Deployment Toolkit (MDT) to deploy Windows 10 to new computers.

The company purchases 1,000 new computers.

You need to ensure that the Hyper-V feature is enabled on the computers during the deployment.

What are two possible ways to achieve the goal? Each correct answer presents part of the solution.

NOTE: Each correct selection is worth one point.

- A. Add a task sequence step that adds a provisioning package.
- B. In a Group Policy object (GPO), from Computer Configuration, configure Application Control Policies.
- C. Add a custom command to the Unattend.xml file.
- D. Add a configuration setting to Windows Deployment Services (WDS).
- E. Add a task sequence step that runs `dism.exe`.

Correct Answer: AC

Section: [none]

Explanation

Explanation/Reference:

References: <https://docs.microsoft.com/en-us/windows/deployment/deploy-windows-mdt/create-a-windows-10-reference-image>

QUESTION 7

Your network contains an Active Directory domain that is synced to a Microsoft Azure Active Directory (Azure AD) tenant.

Your company purchases a Microsoft 365 subscription.

You need to migrate the Documents folder of users to Microsoft OneDrive for Business.

What should you configure?

- A. One Drive Group Policy settings
- B. roaming user profiles
- C. Enterprise State Roaming
- D. Folder Redirection Group Policy settings

Correct Answer: A

Section: [none]

Explanation

Explanation/Reference:

References: <https://docs.microsoft.com/en-us/onedrive/redirect-known-folders?redirectSourcePath=%252fen-us%252farticle%252fredirect-windows-known-folders-to-onedrivee1b3963c-7c6c-4694-9f2f-fb8005d9ef12>

QUESTION 8

Your network contains an Active Directory domain. The domain contains a user named User1.

User1 creates a Microsoft account.

User1 needs to sign in to cloud resources by using the Microsoft account without being prompted for credentials.

Which settings should User1 configure?

- A. User Accounts in Control Panel
- B. Email & app accounts in the Settings app
- C. Users in Computer Management
- D. Users in Active Directory Users and Computers

Correct Answer: B

Section: [none]

Explanation

Explanation/Reference:

References: <https://support.microsoft.com/en-za/help/4028195/microsoft-account-how-to-sign-in>



Testlet 1

Case Study

This is a case study. **Case studies are not timed separately. You can use as much exam times as you would like to complete each case.** However, there may be additional studies and sections on this exam. You must manage your time to ensure that you are able to complete all questions included on this exam in the time provided.

To answer the questions included in a case study, you will need to reference information that is provided in the case study. Case studies might contain exhibits and other resources that provide more information about the scenario that is described in the case study. Each question is independent of the other questions in this case study.

At the end of this case study, a review screen will appear. This screen allows you to review your answers and to make changes before you move to the next section of the exam. After you begin a new section, you cannot return to this section.

To start the case study

To display the first question in this case study, click the Next **button**. Use the buttons in the left pane to explore the content of the case study before you answer the questions. Clicking these buttons displays information such as business requirements, existing environment, and problem statements. When you are ready to answer a question, click the **Question** button to return to the question.

Overview

Existing Environment

Fabrikam, Inc. is a distribution company that has 500 employees and 100 contractors.

Active Directory

The network contains an Active Directory forest named fabrikam.com. The forest is synced to Microsoft Azure Active Directory (Azure AD). All the employees are assigned Microsoft 365 E3 licenses.

The domain contains a user account for an employee named User10.

Client Computers

All the employees have computers that run Windows 10 Enterprise. All the computers are installed without Volume License Keys. Windows 10 license keys are never issued.

All the employees register their computer to Azure AD when they first receive the computer.

User10 has a computer named Computer10.

All the contractors have their own computer that runs Windows 10. None of the computers are joined to Azure AD.

Operational Procedures

Fabrikam has the following operational procedures:

- Updates are deployed by using Windows Update for Business.
- When new contractors are hired, administrators must help the contractors configure the following settings on their computer:
 - User certificates
 - Browser security and proxy settings
 - Wireless network connection settings

Security policies

The following security policies are enforced on all the client computers in the domain:

- All the computers are encrypted by using BitLocker Drive Encryption (BitLocker). BitLocker recovery information is stored in Active Directory and Azure AD.
 - The local Administrators group on each computer contains an enabled account named LocalAdmin. ▪
- The LocalAdmin account is managed by using Local Administrator Password Solution (LAPS).

Problem Statements

Fabrikam identifies the following issues:

- Employees in the finance department use an application named Application1. Application1 frequently crashes due to a memory error. When Application1 crashes, an event is written to the application log and an administrator runs a script to delete the temporary files and restart the application.
 - When employees attempt to connect to the network from their home computer, they often cannot establish a VPN connection because of misconfigured VPN settings.
 - An employee has a computer named Computer11. Computer11 has a hardware failure that prevents the computer from connecting to the network. ▪
- User10 reports that Computer10 is not activated.

Technical requirements

Fabrikam identifies the following technical requirements for managing the client computers:

- Provide employees with a configuration file to configure their VPN connection.
- Use the minimum amount of administrative effort to implement the technical requirements.
- Identify which employees' computers are noncompliant with the Windows Update baseline of the company.
- Ensure that the service desk uses Quick Assist to take remote control of an employee's desktop during support calls.

- Automate the configuration of the contractors' computers. The solution must provide a configuration file that the contractors can open from a Microsoft SharePoint site to apply the required configurations.

QUESTION 1

You need to sign in as LocalAdmin on Computer11.

What should you do first?

- A. From the LAPS UI tool, view the administrator account password for the computer object of Computer11.
- B. From Windows Configuration Designer, create a configuration package that sets the password of the LocalAdmin account on Computer11.
- C. Use a Group Policy object (GPO) to set the local administrator password.
- D. From Microsoft Intune, set the password of the LocalAdmin account on Computer11.

Correct Answer: A

Section: [none]

Explanation

Explanation/Reference:

References: <https://technet.microsoft.com/en-us/mt227395.aspx>



QUESTION 2

An employee reports that she must perform a BitLocker recovery on her laptop. The employee does not have her BitLocker recovery key but does have a Windows 10 desktop computer.

What should you instruct the employee to do from the desktop computer?

- A. Run the `manage-bde.exe -status` command
- B. From BitLocker Recovery Password Viewer, view the computer object of the laptop C. Go to <https://account.activedirectory.windowsazure.com> and view the user account profile



<https://vceplus.com/>

D. Run the `Enable-BitLockerAutoUnlock` cmdlet

Correct Answer: C

Section: [none]

Explanation

Explanation/Reference:

References:

<https://cedonpartners.com/blog/storing-recovering-bitlocker-keys-azure-active-directory/>



Question Set 2

QUESTION 1

Your network contains an Active Directory domain. The domain contains 1,000 computers that run Windows 10.

You discover that when users are on their lock screen, they see a different background image every day, along with tips for using different features in Windows 10.

You need to disable the tips and the daily background image for all the Windows 10 computers.

Which Group Policy settings should you modify?

- A. Turn off the Windows Welcome Experience
- B. Turn off Windows Spotlight on Settings
- C. Do not suggest third-party content in Windows spotlight
- D. Turn off all Windows spotlight features

Correct Answer: D

Section: [none]

Explanation

Explanation/Reference:

References: <https://docs.microsoft.com/en-us/windows/configuration/windows-spotlight>

QUESTION 2

You have a file named Reg1.reg that contains the following content.

Windows Registry Editor Version 5.00

```
[HKEY_CLASSES_ROOT\Directory\Background\shell\Notepad]
```

```
[HKEY_CLASSES_ROOT\Directory\Background\shell\Notepad\command]
```

```
@="notepad.exe"
```

What is the effect of importing the file?

- A. A key named command will be renamed as **notepad.exe**.
- B. In a key named Notepad, the command value will be set to @="notepad.exe".
- C. In a key named command, the default value will be set to **notepad.exe**.

Correct Answer: B

Section: [none]

Explanation

Explanation/Reference:

QUESTION 3

You have a computer named Computer1 that runs Windows 10.

On Computer1, you create the local users shown in the following table.

Name	Member of
User1	Users
User2	Users, Guests
User3	Power Users, Guest
User4	Guests, Users, Administrators
User5	Users, Distributed COM Users

Which three user profiles will persist after each user signs out? Each correct answer presents part of the solution.

NOTE: Each correct selection is worth one point.

- A. User1

- B. User2
- C. User3
- D. User4
- E. User5

Correct Answer: ADE

Section: [none]

Explanation

Explanation/Reference:

QUESTION 4

You have 20 computers that run Windows 10. The computers are in a workgroup.

You need to create a local user named Admin1 on all the computers. Admin1 must be a member of the Remote Management Users group.

What should you do?

- A. From Windows Configuration Designer, create a provisioning package, and then run the provisioning package on each computer.
- B. Create a script that runs the **New-ADUser** cmdlet and the **Set-AdGroup** cmdlet.
- C. Create a Group Policy object (GPO) that contains the Local User Group Policy preference.
- D. Create a script that runs the **New-MSolUser** cmdlet and the **Add-ADComputerServiceAccount** cmdlet.

Correct Answer: C

Section: [none]

Explanation

Explanation/Reference:

References: <https://blogs.technet.microsoft.com/askpfeplat/2017/11/06/use-group-policy-preferences-to-manage-the-local-administrator-group/>

QUESTION 5

You have several computers that run Windows 10. The computers are in a workgroup and have BitLocker Drive Encryption (BitLocker) enabled.

You join the computers to Microsoft Azure Active Directory (Azure AD).

You need to ensure that you can recover the BitLocker recovery key for the computers from Azure AD.

What should you do first?

- A. Disable BitLocker.
- B. Add a BitLocker key protector.
- C. Suspend BitLocker.
- D. Disable the TPM chip.

Correct Answer: B

Section: [none]

Explanation

Explanation/Reference:

References: <https://docs.microsoft.com/en-us/windows/security/information-protection/bitlocker/prepare-your-organization-for-bitlocker-planning-and-policies#bitlocker-keyprotectors>

QUESTION 6

You have a computer named Computer1 that runs Windows 10.

You need to configure User Account Control (UAC) to prompt administrators for their credentials.

Which settings should you modify?

- A. Administrators Properties in Local Users and Groups
- B. User Account Control Settings in Control Panel
- C. Security Options in Local Group Policy Editor
- D. User Rights Assignment in Local Group Policy Editor

Correct Answer: C

Section: [none]

Explanation

Explanation/Reference:

References: <https://docs.microsoft.com/en-us/windows/security/identity-protection/user-account-control/user-account-control-security-policy-settings>

QUESTION 7

You have several computers that run Windows 10. The computers are in a workgroup.

You need to prevent users from using Microsoft Store apps on their computer.

What are two possible ways to achieve the goal? Each correct answer presents part of the solution.

NOTE: Each correct selection is worth one point.

- A. From Security Settings in the local Group Policy, configure **Security Options**.
- B. From Administrative Templates in the local Group Policy, configure the **Store** settings.
- C. From Security Settings in the local Group Policy, configure **Software Restriction Policies**.
- D. From Security Settings in the local Group Policy, configure **Application Control Policies**.

Correct Answer: BD

Section: [none]

Explanation

Explanation/Reference: References: <https://www.techrepublic.com/article/how-to-manage-your-organizations-microsoft-store-group-policy/>

QUESTION 8

You have a computer named Computer1 that runs Windows 10.

You need to prevent standard users from changing the wireless network settings on Computer1. The solution must allow administrators to modify the wireless network settings.

What should you use?

- A. Windows Configuration Designer
- B. MSConfig
- C. Local Group Policy Editor
- D. an MMC console that has the Group Policy Object Editor snap-in

Correct Answer: C

Section: [none]

Explanation

Explanation/Reference:

QUESTION 9

HOTSPOT

You have three computers that run Windows 10 as shown in the following table.

Name	TPM version	Operating system
Computer1	None	Windows 10 Enterprise
Computer2	2.0	Windows 10 Pro
Computer3	1.2	Windows 10 Enterprise

All the computers have C and D volumes. The **Require additional authentication at startup Group Policy** settings is disabled on all the computers.

Which volumes can you encrypt by using BitLocker Drive Encryption (BitLocker)? To answer, select the appropriate options in the answer area.

NOTE: Each correct selection is worth one point.

Hot Area:

Answer Area

You can encrypt volume C on:

▼
Computer1 only
Computer2 only
Computer3 only
Computer1 and Computer3 only
Computer2 and Computer3 only
Computer1, Computer2 and Computer3

You can encrypt volume D on:

▼
Computer1 only
Computer2 only
Computer3 only
Computer1 and Computer3 only
Computer2 and Computer3 only
Computer1, Computer2 and Computer3

Correct Answer:

Answer Area

You can encrypt volume C on:

▼
Computer1 only
Computer2 only
Computer3 only
Computer1 and Computer3 only
Computer2 and Computer3 only
Computer1, Computer2 and Computer3

You can encrypt volume D on:

▼
Computer1 only
Computer2 only
Computer3 only
Computer1 and Computer3 only
Computer2 and Computer3 only
Computer1, Computer2 and Computer3

Section: [none]

Explanation

Explanation/Reference:

References: <https://www.windowscentral.com/how-use-bitlocker-encryption-windows-10>

QUESTION 10

Your network contains an Active Directory domain named contoso.com. The domain contains named Computer1 that runs Windows 10.

On Computer1, you create an NTFS folder and assign Full control permissions to Everyone.

You share the folder as Share1 and assign the permissions shown in the following table.

Name	Permission
User1	Full control
User2	Change

When accessing Share1, which two actions can be performed by User1 but not by User2? Each correct answer presents part of the solution.

NOTE: Each correct selection is worth one point.

- A. Delete a file created by another user.
- B. Set the permissions for a file.
- C. Rename a file created by another user.
- D. Take ownership of file.
- E. Copy a file created by another user to a subfolder.

Correct Answer: BD

Section: [none]

Explanation

Explanation/Reference:

References: <https://www.varonis.com/blog/ntfs-permissions-vs-share/>

QUESTION 11

Note: This question is part of a series of questions that present the same scenario. Each question in the series contains a unique solution that might meet the stated goals. Some question sets might have more than one correct solution, while others might not have a correct solution.

After you answer a question in this section, you will NOT be able to return to it. As a result, these questions will not appear in the review screen.

A user named User1 has a computer named Computer1 that runs Windows 10. Computer1 is joined to an Azure Active Directory (Azure AD) tenant named contoso.com. User1 joins Computer1 to contoso.com by using user1@contoso.com.

Computer1 contains a folder named Folder1. Folder1 is in drive C and is shared as Share1. Share1 has the permission shown in the following table.

Group	Share permission
Everyone	Full control
AzureAD\user1@contoso.com	Owner

A user named User2 has a computer named Computer2 that runs Windows 10. User2 joins Computer2 to contoso.com by using user2@contoso.com.

User2 attempts to access Share1 and receives the following error message: "The username or password is incorrect."

You need to ensure that User2 can connect to Share1.

Solution: In Azure AD, you create a group named Group1 that contains User1 and User2. You grant Group1 Change access to Share1.

Does this meet the goal?

- A. Yes
- B. No

Correct Answer: B

Section: [none]

Explanation



Explanation/Reference:

References: [https://docs.microsoft.com/en-us/previous-versions/windows/it-pro/windows-server-2008-R2-and-2008/cc754178\(v%3dws.10\)](https://docs.microsoft.com/en-us/previous-versions/windows/it-pro/windows-server-2008-R2-and-2008/cc754178(v%3dws.10))

QUESTION 12

Note: This question is part of a series of questions that present the same scenario. Each question in the series contains a unique solution that might meet the stated goals. Some question sets might have more than one correct solution, while others might not have a correct solution.

After you answer a question in this section, you will NOT be able to return to it. As a result, these questions will not appear in the review screen.

A user named User2 has a computer named Computer2 that runs Windows 10. User2 joins Computer2 to contoso.com by using user2@contoso.com.

Computer1 contains a folder named Folder1. Folder1 is in drive C and is shared as Share1. Share1 has the permission shown in the following table.

Group	Share permission
Everyone	Full control
AzureAD\user1@contoso.com	Owner

A user named User2 has a computer named Computer2 that runs Windows 10. User2 joins Computer2 to contoso.com by using user2@contoso.com. User2 attempts to access Share1 and receives the following error message: "The username or password is incorrect." You need to ensure that User2 can connect to Share1.

Solution: You create a local user account on Computer1 and instruct User2 to use the local account to connect to Share1.

Does this meet the goal?

- A. Yes
- B. No

Correct Answer: B

Section: [none]

Explanation

Explanation/Reference:

QUESTION 13

Note: This question is part of a series of questions that present the same scenario. Each question in the series contains a unique solution that might meet the stated goals. Some question sets might have more than one correct solution, while others might not have a correct solution.

After you answer a question in this section, you will NOT be able to return to it. As a result, these questions will not appear in the review screen.

A user named User1 has a computer named Computer1 that runs Windows 10. Computer1 is joined to an Azure Active Directory (Azure AD) tenant named contoso.com. User1 joins Computer1 to contoso.com by using user1@contoso.com.

Computer1 contains a folder named Folder1. Folder1 is in drive C and is shared as Share1. Share1 has the permission shown in the following table.

Group	Share permission
Everyone	Full control
AzureAD\user1@contoso.com	Owner

A user named User2 has a computer named Computer2 that runs Windows 10. User2 joins Computer2 to contoso.com by using user2@contoso.com.

User2 attempts to access Share1 and receives the following error message: "The username or password is incorrect."

You need to ensure that User2 can connect to Share1.

Solution: In Azure AD, you create a group named Group1 that contains User1 and User2. You grant Group1 Modify access to Folder1.

Does this meet the goal?

- A. Yes
- B. No

Correct Answer: A

Section: [none]

Explanation

Explanation/Reference:

References: [https://docs.microsoft.com/en-us/previous-versions/windows/it-pro/windows-server-2008-R2-and-2008/cc754178\(v%3dws.10\)](https://docs.microsoft.com/en-us/previous-versions/windows/it-pro/windows-server-2008-R2-and-2008/cc754178(v%3dws.10))

QUESTION 14

You have a computer named Computer1 that runs Windows 10. Computer1 contains a folder named Folder1.

You need to log any users who take ownership of the files in Folder1.

Which two actions should you perform? Each correct answer presents part of the solution.

NOTE: Each correct selection is worth one point.

- A. Modify the folder attributes of Folder1.
- B. Modify the Advanced Security Settings for Folder1.
- C. From a Group Policy object (GPO), configure the Audit Sensitive Privilege Use setting.
- D. From a Group Policy object (GPO), configure the Audit File System setting.
- E. Install the Remote Server Administration Tools (RSAT).

Correct Answer: BD

Section: [none]

Explanation

Explanation/Reference:

References:

https://www.netwrix.com/how_to_detect_who_changed_file_or_folder_owner.html

QUESTION 15

You are a network administrator at your company.

The company uses an application that checks for network connectivity to a server by sending a ping request to the IPv6 address of the server replies, the application loads.

A user cannot open the application.

You manually send the ping request from the computer of the user and the server does not reply. You send the ping request from your computer and the server replies.

You need to ensure that the ping request works from the user's computer.

Which Windows Defender firewall rule is a possible cause of the issue?

- A. File and Printer Sharing (NB-Datagram-In)
- B. File and Printer Sharing (Echo request ICMPv6-Out)
- C. File and Printer Sharing (NB-Datagram-Out)
- D. File and Printer Sharing (Echo Request ICMPv6-In)

Correct Answer: D

Section: [none]

Explanation



Explanation/Reference:

References: <https://www.howtogeek.com/howto/windows-vista/allow-pings-icmp-echo-request-through-your-windows-vista-firewall/>

QUESTION 16

Your network contains an Active Directory domain. The domain contains a computer named Computer1 that runs Windows 10.

You need to view the settings to Computer1 by Group Policy objects (GPOs) in the domain and local Group Policies.

Which command should you run?

- A. `gpresult`
- B. `secedit`
- C. `gpupdate`
- D. `gpfixup`

Correct Answer: A

Section: [none]

Explanation

Explanation/Reference:

References: <https://docs.microsoft.com/en-us/windows-server/administration/windows-commands/gpresult>

QUESTION 17

Your network contains an Active Directory domain. The domain contains computers that run Windows 10.

You need to provide a user with the ability to remotely create and modify shares on the computers. The solution must use the principle of least privilege.

To which group should you add the user?

- A. Power Users
- B. Remote Management Users
- C. Administrators
- D. Network Configuration Operators

Correct Answer: C

Section: [none]

Explanation



Explanation/Reference:

QUESTION 18

You have a computer named Computer1 that runs Windows 10. Computer1 belongs to a workgroup.

You run the following commands on Computer1.

```
New-LocalUser -Name User1 -NoPassword Add-LocalGroupMember User -Member User1
```

What is the effect of the configurations?

- A. User1 is prevented from signing in until the user is assigned additional user rights.
- B. User1 appears on the sign-in screen and can sign in without a password.
- C. User1 is prevented from signing in until an administrator manually sets a password for the user.

D. User1 appears on the sign-in screen and must set a new password on the first sign-in attempts.

Correct Answer: B

Section: [none]

Explanation

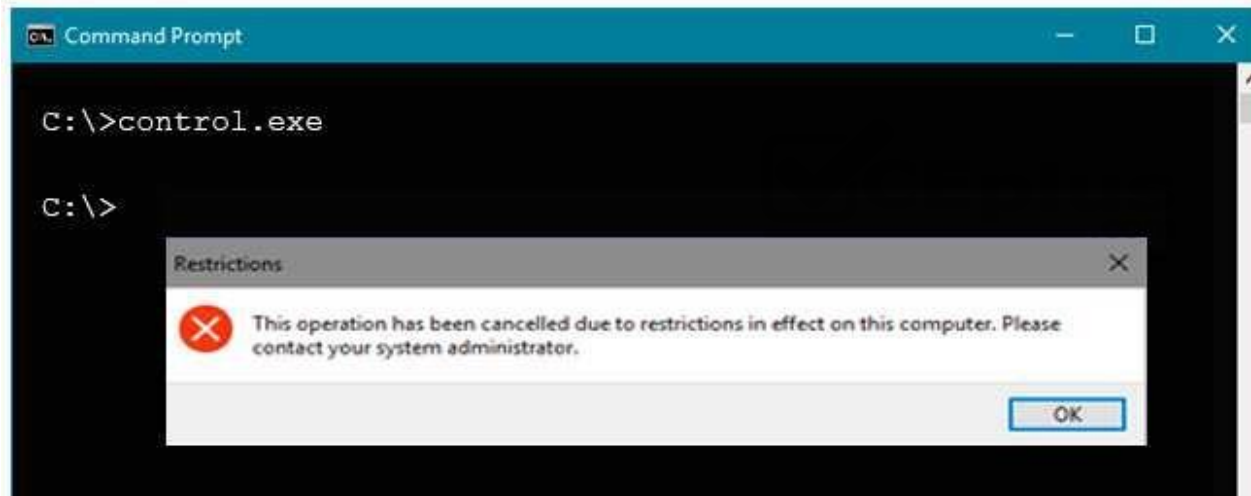
Explanation/Reference:

References: <https://docs.microsoft.com/en-us/powershell/module/microsoft.powershell.localaccounts/new-localuser?view=powershell-5.1>

QUESTION 19

You have a computer that runs Windows 10 and is joined to Azure Active Directory (Azure AD).

You attempt to open Control Panel and receive the error message shown on the following exhibit.



You need to be able to access Control Panel.

What should you modify?

- A. the PowerShell execution policy
- B. the Local Group Policy
- C. the Settings app
- D. a Group policy preference

Correct Answer: B

Section: [none]

Explanation

Explanation/Reference:

References:

<https://windows10skill.com/this-operation-has-been-cancelled-due-to-restrictions-in-effect-on-this-pc/>

QUESTION 20

You have a public computer named Computer1 that runs Windows 10/ Computer1 contains a folder named Folder1.

You need to provide a user named User1 with the ability to modify the permissions of Folder1. The solution must use the principle of least privilege.

Which NTFS permission should you assign to User1?

- A. Full control
- B. Modify
- C. Write
- D. Read & execute

Correct Answer: B

Section: [none]

Explanation

Explanation/Reference:

References: <https://docs.microsoft.com/en-us/previous-versions/windows/it-pro/windows-server-2008-R2-and-2008/cc754344%28v%3dws.10%29>

QUESTION 21

You have 10 computers that run Windows 10 and have BitLocker Drive Encryption (BitLocker) enabled.

You plan to update the firmware of the computers.

You need to ensure that you are not prompted for the BitLocker recovery key on the next restart. The drive must be protected by BitLocker on subsequent restarts.

Which cmdlet should you run?

- A. Unlock-BitLocker
- B. Disable-BitLocker



- C. Add-BitLockerKeyProtector
- D. Suspend-BitLocker

Correct Answer: D

Section: [none]

Explanation

Explanation/Reference:

References: <https://support.microsoft.com/en-us/help/4057282/bitlocker-recovery-key-prompt-after-surface-uefi-tpm-firmware-update>

QUESTION 22

Note: This question is part of a series of questions that present the same scenario. Each question in the series contains a unique solution that might meet the stated goals. Some question sets might have more than one correct solution, while others might not have a correct solution.

After you answer a question in this section, you will NOT be able to return to it. As a result, these questions will not appear in the review screen.

A user named User2 has a computer named Computer2 that runs Windows 10. User2 joins Computer2 to contoso.com by using user2@contoso.com.

Computer1 contains a folder named Folder1. Folder1 is in drive C and is shared as Share1. Share1 has the permission shown in the following table.

Group	Share permission
Everyone	Full control
AzureAD\user1@contoso.com	Owner

A user named User2 has a computer named Computer2 that runs Windows 10. User2 joins Computer2 to contoso.com by using user2@contoso.com.

User2 attempts to access Share1 and receives the following error message: "The username or password is incorrect."

You need to ensure that User2 can connect to Share1.

Solution: You create a local group on Computer1 and add the Guest account to the group. You grant the group Modify access to Share1.

Does this meet the goal?

- A. Yes
- B. No

Correct Answer: B

Section: [none]

Explanation

Explanation/Reference:



Testlet 1

Case Study

This is a case study. **Case studies are not timed separately. You can use as much exam times as you would like to complete each case.** However, there may be additional studies and sections on this exam. You must manage your time to ensure that you are able to complete all questions included on this exam in the time provided.

To answer the questions included in a case study, you will need to reference information that is provided in the case study. Case studies might contain exhibits and other resources that provide more information about the scenario that is described in the case study. Each question is independent of the other questions in this case study.

At the end of this case study, a review screen will appear. This screen allows you to review your answers and to make changes before you move to the next section of the exam. After you begin a new section, you cannot return to this section.

To start the case study

To display the first question in this case study, click the Next **button**. Use the buttons in the left pane to explore the content of the case study before you answer the questions. Clicking these buttons displays information such as business requirements, existing environment, and problem statements. When you are ready to answer a question, click the **Question** button to return to the question.

Overview

Existing Environment

Fabrikam, Inc. is a distribution company that has 500 employees and 100 contractors.

Active Directory

The network contains an Active Directory forest named fabrikam.com. The forest is synced to Microsoft Azure Active Directory (Azure AD). All the employees are assigned Microsoft 365 E3 licenses.

The domain contains a user account for an employee named User10.

Client Computers

All the employees have computers that run Windows 10 Enterprise. All the computers are installed without Volume License Keys. Windows 10 license keys are never issued.

All the employees register their computer to Azure AD when they first receive the computer.

User10 has a computer named Computer10.

All the contractors have their own computer that runs Windows 10. None of the computers are joined to Azure AD.

Operational Procedures

Fabrikam has the following operational procedures:

- Updates are deployed by using Windows Update for Business.
- When new contractors are hired, administrators must help the contractors configure the following settings on their computer:
 - User certificates
 - Browser security and proxy settings
 - Wireless network connection settings

Security policies

The following security policies are enforced on all the client computers in the domain:

- All the computers are encrypted by using BitLocker Drive Encryption (BitLocker). BitLocker recovery information is stored in Active Directory and Azure AD.
 - The local Administrators group on each computer contains an enabled account named LocalAdmin. ▪
- The LocalAdmin account is managed by using Local Administrator Password Solution (LAPS).

Problem Statements

Fabrikam identifies the following issues:

- Employees in the finance department use an application named Application1. Application1 frequently crashes due to a memory error. When Application1 crashes, an event is written to the application log and an administrator runs a script to delete the temporary files and restart the application.
 - When employees attempt to connect to the network from their home computer, they often cannot establish a VPN connection because of misconfigured VPN settings.
 - An employee has a computer named Computer11. Computer11 has a hardware failure that prevents the computer from connecting to the network. ▪
- User10 reports that Computer10 is not activated.

Technical requirements

Fabrikam identifies the following technical requirements for managing the client computers:

- Provide employees with a configuration file to configure their VPN connection.
- Use the minimum amount of administrative effort to implement the technical requirements.
- Identify which employees' computers are noncompliant with the Windows Update baseline of the company.
- Ensure that the service desk uses Quick Assist to take remote control of an employee's desktop during support calls.

- Automate the configuration of the contractors' computers. The solution must provide a configuration file that the contractors can open from a Microsoft SharePoint site to apply the required configurations.

QUESTION 1

You need to recommend a solution to configure the employee VPN connections.

What should you include in the recommendation?

- A. Remote Access Management Console
- B. Group Policy Management Console (GPMC)
- C. Connection Manager Administration Kit (CMAK)
- D. Microsoft Intune

Correct Answer: D

Section: [none]

Explanation

Explanation/Reference:

References: https://docs.microsoft.com/en-us/windows-server/remote/remote-access/vpn/always-on-vpn/deploy/vpn-deploy-client-vpn-connections#bkmk_ProfileXML

QUESTION 2

You need to take remote control of an employee's computer to troubleshoot an issue.

What should you send to the employee to initiate a remote session?

- A. a numeric security code
- B. a connection file
- C. an Easy Connect request
- D. a password

Correct Answer: A

Section: [none]

Explanation

Explanation/Reference:

References:

<https://support.microsoft.com/en-us/help/4027243/windows-10-solve-pc-problems-with-quick-assist>

Testlet 2

Case Study

This is a case study. **Case studies are not timed separately. You can use as much exam times as you would like to complete each case.** However, there may be additional studies and sections on this exam. You must manage your time to ensure that you are able to complete all questions included on this exam in the time provided.

To answer the questions included in a case study, you will need to reference information that is provided in the case study. Case studies might contain exhibits and other resources that provide more information about the scenario that is described in the case study. Each question is independent of the other questions in this case study.

At the end of this case study, a review screen will appear. This screen allows you to review your answers and to make changes before you move to the next section of the exam. After you begin a new section, you cannot return to this section.

To start the case study

To display the first question in this case study, click the **Next** button. Use the buttons in the left pane to explore the content of the case study before you answer the questions. Clicking these buttons displays information such as business requirements, existing environment, and problem statements. When you are ready to answer a question, click the **Question** button to return to the question. **Overview**

Contoso, Ltd. is a consulting company that has a main office in Montreal and two branch offices in Seattle and New York.

Contoso has IT, human resources (HR), and finance departments.

Contoso recently opened a new branch office in San Diego. All the users in the San Diego office work from home.

Existing environment

Contoso uses Microsoft 365.

The on-premises network contains an Active Directory domain named contoso.com. The domain is synced to Microsoft Azure Active Directory (Azure AD).

All computers run Windows 10 Enterprise.

You have four computers named Computer1, Computer2, Computer3, and ComputerA. ComputerA is in a workgroup on an isolated network segment and runs the Long Term Servicing Channel version of Windows 10. ComputerA connects to a manufacturing system and is business critical. All the other computers are joined to the domain and run the Semi-Annual Channel version of Windows 10.

In the domain, you create four groups named Group1, Group2, Group3, and Group4.

Computer2 has the local Group Policy settings shown in the following table.

Policy	Security Setting
Access this computer from the network	Group1
Deny access to this computer from the network	Group2
Allow log on through Remote Desktop Services	Group3
Deny log on through Remote Desktop Services	Group4

The computers are updated by using Windows Update for Business.

The domain has the users shown in the following table.

Name	Member of
User1	Domain Admins, Domain Users
User2	Administrators, Domain Users
User3	Account Operators, Domain Users
User4	Domain Users
User5	Domain Users, Guests
User6	Group2, Group3, Domain Users

Computer1 has the local users shown in the following table.

Name	Member of
User11	Administrators
User12	Users
User13	Guests

Requirements

Planned Changes

Contoso plans to purchase computers preinstalled with Windows 10 Pro for all the San Diego office users.

Technical requirements

Contoso identifies the following technical requirements:

- The computers in the San Diego office must be upgraded automatically to Windows 10 Enterprise and must be joined to Azure AD the first time a user starts each new computer. End users must not be required to accept the End User License Agreement (EULA).
 - Helpdesk users must be able to troubleshoot Group Policy object (GPO) processing on the Windows 10 computers. The helpdesk users must be able to identify which Group Policies are applied to the computers.
 - Users in the HR department must be able to view the list of files in a folder named D:\Reports on Computer3.
 - ComputerA must be configured to have an Encrypting File System (EFS) recovery agent.
 - Quality update installations must be deferred as long as possible on ComputerA.
 - Users in the IT department must use dynamic look on their primary device.
 - User6 must be able to connect to Computer2 by using Remote Desktop.
 - The principle of least privilege must be used whenever possible.
 - Administrative effort must be minimized whenever possible. ▪
- Assigned access must be configured on Computer1.

QUESTION 1

You need to meet the technical requirement for User6.

What should you do?

- A. Add User6 to the Remote Desktop Users group in the domain.
- B. Remove User6 from Group2 in the domain.
- C. Add User6 to the Remote Desktop Users group on Computer2.
- D. Add User6 to the Administrators group on Computer2.

Correct Answer: B

Section: [none]

Explanation

Explanation/Reference:

QUESTION 2

You need to meet the technical requirement for the IT department users.

What should you do first?

- A. Issue computer certificates
- B. Distribute USB keys to the IT department users.
- C. Enable screen saver and configure a timeout.
- D. Turn on Bluetooth.

Correct Answer: D

Section: [none]

Explanation

Explanation/Reference:

References:



<https://support.microsoft.com/en-za/help/4028111/windows-lock-your-windows-10-pc-automatically-when-you-step-away-from>

Question Set 3

QUESTION 1

A user named User1 has a computer named Computer1 that runs Windows 10.

User1 connects to a Microsoft Azure virtual machine named VM1 by using Remote Desktop.

User1 creates a VPN connection named VPN1 to connect to a partner organization.

When the VPN1 connection is established, User1 cannot connect to VM1. When User1 disconnects from the VPN1, the user can connect to VM1.

You need to ensure that User1 can connect to VM1 while connected to the VPN1.

What should you do?

- A. From the proxy settings, add the IP address of VM1 to the bypass list to bypass the proxy.
- B. From the properties of VPN1, clear the Use **default gateway on remote network** check box.

- C. From the properties of the Remote Desktop connection to VM1, specify a Remote Desktop Gateway (RD Gateway).
- D. From the properties of VPN1, configure a static default gateway address.

Correct Answer: B

Section: [none]

Explanation

Explanation/Reference: References: <https://www.stevejenkins.com/blog/2010/01/using-the-local-default-gateway-with-a-windows-vpn-connection/>

QUESTION 2

Your network contains an Active Directory domain. The domain contains a user named Admin1. All computers run Windows 10.

You enable Windows PowerShell remoting on the computers.

You need to ensure that Admin1 can establish remote PowerShell connections to the computers. The solution must use the principle of least privilege.

To which group should you add Admin1?

- A. Access Control Assistance Operators
- B. Power Users
- C. Remote Desktop Users
- D. Remote Management Users



Correct Answer: D

Section: [none]

Explanation

Explanation/Reference:

References: <https://4sysops.com/wiki/enable-powershell-remoting/>

QUESTION 3

You have 200 computers that run Windows 10 and are joined to an Active Directory domain.

You need to enable Windows Remote Management (WinRM) on all the computers by using Group Policy.

Which three actions should you perform? Each correct answer presents part of the solution.

NOTE: Each correct selection is worth one point.

- A. Set the Startup Type of the Windows Remote Management (WS-Management) service to **Automatic**.
- B. Enable the Windows Firewall: Allow inbound remote administration exception setting.
- C. Enable the Allow remote server management through WinRM setting.
- D. Enable the Windows Firewall: Allow inbound Remote Desktop exceptions setting.
- E. Enable the Allow Remote Shell access setting.
- F. Set the Startup Type of the Remote Registry service to **Automatic**.

Correct Answer: ACD

Section: [none]

Explanation

Explanation/Reference:

References: <http://www.mustbegeek.com/how-to-enable-winrm-via-group-policy/>

QUESTION 4

A user has a computer that runs Windows 10.

When the user connects the computer to the corporate network, the user cannot access the internal corporate servers. The user can access servers on the Internet.

You run the ipconfig command and receive the following output.

```
Connection-specific DNS Suffix . :  
Description . . . . . : Ethernet 1  
Physical Address. . . . . : 00-50-B6-7B-E4-81  
DHCP Enabled. . . . . : Yes  
Autoconfiguration Enabled . . . . : Yes  
Link-local IPv6 Address . . . . . : fe80::5d56:3419:e83b:3c46%17(Preferred)  
IPv4 Address. . . . . : 192.168.0.121(Preferred)  
Subnet Mask . . . . . : 255.255.255.0  
Lease Obtained. . . . . : Wednesday, October 31, 2018 8:07:14 AM  
Lease Expires . . . . . : Wednesday, October 31, 2018 8:07:14 PM  
Default Gateway . . . . . : 192.168.0.1  
DHCP Server . . . . . : 192.168.0.2  
DHCPv6 IAID . . . . . : 536891574  
DHCPv6 Client DUID. . . . . : 00-01-00-01-22-AC-5F-64-00-50-B6-7B-E4-81  
DNS Servers . . . . . : 131.107.10.60  
                        192.168.0.3  
NetBIOS over Tcpi. . . . . : Enabled
```

You send a ping request and successfully ping the default gateway, the DNS servers, and the DHCP server.

Which configuration on the computer causes the issue?

- A. the DNS servers
- B. the IPv4 address
- C. the subnet mask
- D. the default gateway address

Correct Answer: A

Section: [none]

Explanation

Explanation/Reference:

QUESTION 5

You have 15 computers that run Windows 10. Each computer has two network interfaces named Interface1 and Interface2.

You need to ensure that network traffic uses Interface1, unless Interface1 is unavailable.

What should you do?

- A. Run the **Set-NetIPInterface -InterfaceAlias Interface1 -InterfaceMetric 1** command.
- B. Run the **Set-NetAdapterBinding -Name Interface2 -Enabled \$true -ComponentID ms_tcpip -ThrottleLimit 0** command.
- C. Set a static IP address on Interface 1.
- D. From Network Connections in Control Pane, modify the Provider Order.

Correct Answer: A

Section: [none]

Explanation

Explanation/Reference:

References:

<https://tradingtechnologies.atlassian.net/wiki/spaces/KB/pages/27439127/How+to+Change+Network+Adapter+Priorities+in+Windows+10>

<https://docs.microsoft.com/en-us/powershell/module/nettcpip/set-netipinterface?view=win10-ps>

QUESTION 6

Your network contains an Active Directory domain. The domain contains 10 computers that run Windows 10. Users in the finance department use the computers.

You have a computer named Computer1 that runs Windows 10.

From Computer1, you plan to run a script that executes Windows PowerShell commands on the finance department computers.

You need to ensure that you can run the PowerShell commands on the finance department from Computer1.

What should you do on the finance department computers?

- A. From the local Group Policy, enable the **Allow Remote Shell Access** setting.
- B. From the local Group Policy, enable the **Turn on Script Execution** setting.
- C. From the Windows PowerShell, run the **Enable-MAgent** cmdlet.
- D. From the Windows PowerShell, run the **Enable-PSRemoting** cmdlet.

Correct Answer: D

Section: [none]

Explanation

Explanation/Reference:

References: <https://docs.microsoft.com/en-us/powershell/module/microsoft.powershell.core/enable-psremoting?view=powershell-6>

QUESTION 7

You have an Azure Active Directory (Azure AD) tenant that contains a user named user1@contoso.com.

You have a computer named Computer1 that runs Windows 10.

You join Computer1 to Azure AD. You enable Remote Desktop on Computer1.

User1@contoso.com attempts to connect to Computer1 by using Remote Desktop and receives the following error message: "The logon attempt failed."

You need to ensure that the user can connect to Computer1 by using Remote Desktop.

What should you do first?

- A. In Azure AD, assign user1@contoso.com the Cloud device administrator role.
- B. From the local Group Policy, modify the Allow log on through Remote Desktop Services user right.
- C. In Azure AD, assign user1@contoso.com the Security administrator role.
- D. On Computer1, create a local user and add the new user to the Remote Desktop Users group.

Correct Answer: B

Section: [none]

Explanation

Explanation/Reference:

References: <https://docs.microsoft.com/en-us/windows/security/threat-protection/security-policy-settings/allow-log-on-through-remote-desktop-services>

QUESTION 8

DRAG DROP

You enable Windows PowerShell remoting on a computer that runs Windows 10.

You need to limit which PowerShell cmdlets can be used in a remote session.

Which three actions should you perform in sequence? To answer, move the appropriate actions from the list of actions to the answer area and arrange them in the correct order.

Select and Place:

Actions

Run the `New-PSSession` cmdlet.

Create a PS1 file that contains a list of the cmdlets.

Run the `New-PSSessionConfigurationFile` cmdlet.

Create a PSSC file that contains a list of the cmdlets.

Run the `Register-PSSessionConfiguration` cmdlets.

Run the `Enter-PSSession` cmdlet.

Answer Area

Correct Answer:

Actions

Create a PS1 file that contains a list of the cmdlets.

Create a PSSC file that contains a list of the cmdlets.

Run the `Enter-PSSession` cmdlet.

Answer Area

Run the `New-PSSessionConfigurationFile` cmdlet.

Run the `Register-PSSessionConfiguration` cmdlets.

Run the `New-PSSession` cmdlet.

Section: [none]

Explanation

Explanation/Reference:

References: <https://www.petri.com/powershell-remoting-restricting-user-commands>

QUESTION 9

You have a computer that is configured as shown in the following exhibit.



```
C:\Users\user-a>ipconfig /all
```

Windows IP Configuration

Host Name.....: DESKTOP-8FF1SK7
Primary Dns Suffix.....:
Node Type: Hybrid
IP Routing Enabled.....: No
WINS Proxy Enabled.....: No

Ethernet adapter Ethernet:

Connection-specific DNS Suffix.....:
Description.....: Microsoft Hyper-V Network Adapter
Physical Address.....: 00-15-5D-00-04-56
DHCP Enabled.....: Yes
Autoconfiguration Enabled.....: Yes
Link-local IPv6 Address.....: fe80::5c1c:443f:c050:1e14%4(Preferred)
Autoconfiguration IPv4 Address.....: 169.254.30.20(Preferred)
Subnet Mask.....: 255.255.0.0
Default Gateway.....:
DHCPv6 IAID.....: 50337117
DHCPv6 Client DUID.....: 00-01-00-01-23-62-12-AF-00-15-5D-00-04-56
DNS Servers.....: fec0:0:0:ffff::1%1
 fec0:0:0:ffff::2%1
 fec0:0:0:ffff::3%1
NetBIOS over Tcpip.....: Enabled

What can the computer connect to?

- A. all the local computers and the remote computers within your corporate network only
- B. all the local computers and the remote computers, including Internet hosts
- C. only other computers on the same network segment that have automatic private IP addressing (APIPA)
- D. only other computers on the same network segment that have an address from a class A network ID

Correct Answer: B

Section: [none]

Explanation

Explanation/Reference:

QUESTION 10

Your network contains an Active Directory domain named contoso.com.

A user named User1 has a personal computer named Computer1 that runs Windows 10 Pro. User1 has a VPN connection to the corporate network.

You need to ensure that when User1 connects to the VPN, network traffic uses a proxy server located in the corporate network. The solution must ensure that User1 can access the Internet when disconnected from the VPN.

What should you do?

- A. From Control Panel, modify the Windows Defender Firewall settings
- B. From the Setting app, modify the Proxy settings for the local computer
- C. From Control Panel, modify the properties of the VPN connection
- D. From the Settings app, modify the properties of the VPN connection

Correct Answer: B

Section: [none]

Explanation

Explanation/Reference:

QUESTION 11

You deploy 100 computers that run Windows 10. Each computer has a cellular connection and a Wi-Fi connection.

You need to prevent the computers from using the cellular connection unless a user manually connects to the cellular network.

What should you do?

- A. Set the **Use cellular instead of Wi-Fi** setting for the cellular connection to **Never**
- B. Run the `netsh wlan set hostednetwork mode=disallow` command
- C. Clear the **Let Windows manage this connection** check box for the cellular connection
- D. Select the **Let Windows manage this connection** check box for the Wi-Fi connection

Correct Answer: C

Section: [none]

Explanation

Explanation/Reference:

References: <https://support.microsoft.com/en-za/help/10739/windows-10-cellular-settings>

QUESTION 12

Note: This question is part of a series of questions that present the same scenario. Each question in the series contains a unique solution that might meet the stated goals. Some question sets might have more than one correct solution, while others might not have a correct solution.

After you answer a question in this section, you will NOT be able to return to it. As a result, these questions will not appear in the review screen.

You have a laptop named Computer1 that runs Windows 10.

When in range, Computer1 connects automatically to a Wi-Fi network named Wireless1.

You need to prevent Computer1 from automatically connecting to Wireless1.

Solution: From a command prompt, you run `netsh wlan delete profile name="Wireless1"`.

Does this meet the goal?

- A. Yes
- B. No

Correct Answer: A

Section: [none]

Explanation

Explanation/Reference:

Reference:

<https://lifehacker.com/remove-wi-fi-profiles-from-windows-8-1-from-the-command-1449954864>

QUESTION 13

Note: This question is part of a series of questions that present the same scenario. Each question in the series contains a unique solution that might meet the stated goals. Some question sets might have more than one correct solution, while others might not have a correct solution.

After you answer a question in this section, you will NOT be able to return to it. As a result, these questions will not appear in the review screen.

You have a laptop named Computer1 that runs Windows 10.

When in range, Computer1 connects automatically to a Wi-Fi network named Wireless1.

You need to prevent Computer1 from automatically connecting to Wireless1.

Solution: From the Services console, you disable the Link-Layer Topology Discovery Mapper service.

Does this meet the goal?

- A. Yes
- B. No



Correct Answer: B

Section: [none]

Explanation

Explanation/Reference:

QUESTION 14

Note: This question is part of a series of questions that present the same scenario. Each question in the series contains a unique solution that might meet the stated goals. Some question sets might have more than one correct solution, while others might not have a correct solution.

After you answer a question in this section, you will NOT be able to return to it. As a result, these questions will not appear in the review screen.

You have a laptop named Computer1 that runs Windows 10.

When in range, Computer1 connects automatically to a Wi-Fi network named Wireless1.

You need to prevent Computer1 from automatically connecting to Wireless1.

Solution: From the properties of the Wi-Fi adapter, you disable Link-Layer Topology Discovery Responder.

Does this meet the goal?

- A. Yes
- B. No

Correct Answer: B

Section: [none]

Explanation

Explanation/Reference:

QUESTION 15

Your network contains an Active Directory domain named contoso.com. The domain contains two computers named Computer1 and Computer2 that run Windows 10.

On Computer1, you need to run the Invoke-Command cmdlet to execute several PowerShell commands on Computer2.

What should you do first?

- A. On Computer2, run the `Enable-PSRemoting` cmdlet
- B. From Active Directory, configure the Trusted for Delegation setting for the computer account of Computer2
- C. On Computer1, run the `New-PSSession` cmdlet
- D. On Computer2, add Computer1 to the Remote Management Users group

Correct Answer: A

Section: [none]

Explanation

Explanation/Reference:

Reference: <https://docs.microsoft.com/en-us/powershell/module/microsoft.powershell.core/enable-psremoting?view=powershell-6> **Testlet 1**

Case Study

This is a case study. **Case studies are not timed separately. You can use as much exam time as you would like to complete each case.** However, there may be additional studies and sections on this exam. You must manage your time to ensure that you are able to complete all questions included on this exam in the time provided.

To answer the questions included in a case study, you will need to reference information that is provided in the case study. Case studies might contain exhibits and other resources that provide more information about the scenario that is described in the case study. Each question is independent of the other questions in this case study.

At the end of this case study, a review screen will appear. This screen allows you to review your answers and to make changes before you move to the next section of the exam. After you begin a new section, you cannot return to this section.

To start the case study

To display the first question in this case study, click the **Next** button. Use the buttons in the left pane to explore the content of the case study before you answer the questions. Clicking these buttons displays information such as business requirements, existing environment, and problem statements. When you are ready to answer a question, click the **Question** button to return to the question. **Overview**

Contoso, Ltd. is a consulting company that has a main office in Montreal and two branch offices in Seattle and New York.

Contoso has IT, human resources (HR), and finance departments.

Contoso recently opened a new branch office in San Diego. All the users in the San Diego office work from home.

Existing environment

Contoso uses Microsoft 365.

The on-premises network contains an Active Directory domain named contoso.com. The domain is synced to Microsoft Azure Active Directory (Azure AD).

All computers run Windows 10 Enterprise.

You have four computers named Computer1, Computer2, Computer3, and ComputerA. ComputerA is in a workgroup on an isolated network segment and runs the Long Term Servicing Channel version of Windows 10. ComputerA connects to a manufacturing system and is business critical. All the other computers are joined to the domain and run the Semi-Annual Channel version of Windows 10.

In the domain, you create four groups named Group1, Group2, Group3, and Group4.

Computer2 has the local Group Policy settings shown in the following table.

Policy	Security Setting
Access this computer from the network	Group1
Deny access to this computer from the network	Group2
Allow log on through Remote Desktop Services	Group3
Deny log on through Remote Desktop Services	Group4

The computers are updated by using Windows Update for Business.

The domain has the users shown in the following table.

Name	Member of
User1	Domain Admins, Domain Users
User2	Administrators, Domain Users
User3	Account Operators, Domain Users
User4	Domain Users
User5	Domain Users, Guests
User6	Group2, Group3, Domain Users

Computer1 has the local users shown in the following table.

Name	Member of
User11	Administrators
User12	Users
User13	Guests

Requirements

Planned Changes

Contoso plans to purchase computers preinstalled with Windows 10 Pro for all the San Diego office users.

Technical requirements

Contoso identifies the following technical requirements:

- The computers in the San Diego office must be upgraded automatically to Windows 10 Enterprise and must be joined to Azure AD the first time a user starts each new computer. End users must not be required to accept the End User License Agreement (EULA).
 - Helpdesk users must be able to troubleshoot Group Policy object (GPO) processing on the Windows 10 computers. The helpdesk users must be able to identify which Group Policies are applied to the computers.
 - Users in the HR department must be able to view the list of files in a folder named D:\Reports on Computer3.
 - ComputerA must be configured to have an Encrypting File System (EFS) recovery agent.
 - Quality update installations must be deferred as long as possible on ComputerA.
 - Users in the IT department must use dynamic look on their primary device.
 - User6 must be able to connect to Computer2 by using Remote Desktop.
 - The principle of least privilege must be used whenever possible.
 - Administrative effort must be minimized whenever possible. ▪
- Assigned access must be configured on Computer1.

QUESTION 1

You need to meet the quality update requirement for ComputerA.

For how long should you defer the updates?

- A. 14 days
- B. 10 years
- C. 5 years
- D. 180 days
- E. 30 days

Correct Answer: B

Section: [none]

Explanation

Explanation/Reference:

References:

<https://docs.microsoft.com/en-us/windows/deployment/update/waas-overview>

Question Set 2

QUESTION 1

You have a computer that runs Windows 10.

You discover that Windows updates are failing to install on the computer.

You need to generate a log file that contains detailed information about the failures.

Which cmdlet should you run?

- A. **Get-LogProperties**
- B. **Get-WindowsErrorReporting**
- C. **Get-WindowsUpdateLog**
- D. **Get-WinEvent**

Correct Answer: C

Section: [none]

Explanation

Explanation/Reference:

References: <https://docs.microsoft.com/en-us/powershell/module/windowsupdate/get-windowsupdate-log?view=win10-ps>

QUESTION 2

You have a computer that runs Windows 10.

You can start the computer but cannot sign in.

You need to start the computer into the Windows Recovery Environment (WinRE).

What should you do?

- A. Turn off the computer. Turn on the computer, and then press **F8**.
- B. Turn off the computer. Turn on the computer, and then press **F10**.
- C. From the sign-in screen, hold the Shift key, and then click **Restart**.
- D. Hold **Alt+Ctrl+Delete** for 10 seconds.

Correct Answer: C

Section: [none]

Explanation

Explanation/Reference:

References: <https://docs.microsoft.com/en-us/windows-hardware/manufacture/desktop/windows-recovery-environment--windows-re--technical-reference>

QUESTION 3

Your company purchases 20 laptops that use a new hardware platform.

In a test environment, you deploy Windows 10 to the new laptops.

Some laptops frequently generate stop errors.

You need to identify the cause of the issue.

What should you use?

- A. Reliability Monitor
- B. Task Manager
- C. System Configuration
- D. Performance Monitor

Correct Answer: A

Section: [none]

Explanation

Explanation/Reference:

References: <https://lifehacker.com/how-to-troubleshoot-windows-10-with-reliability-monitor-1745624446>

QUESTION 4

You have a computer named LON-CL1.Adatum.com that runs Windows 10.

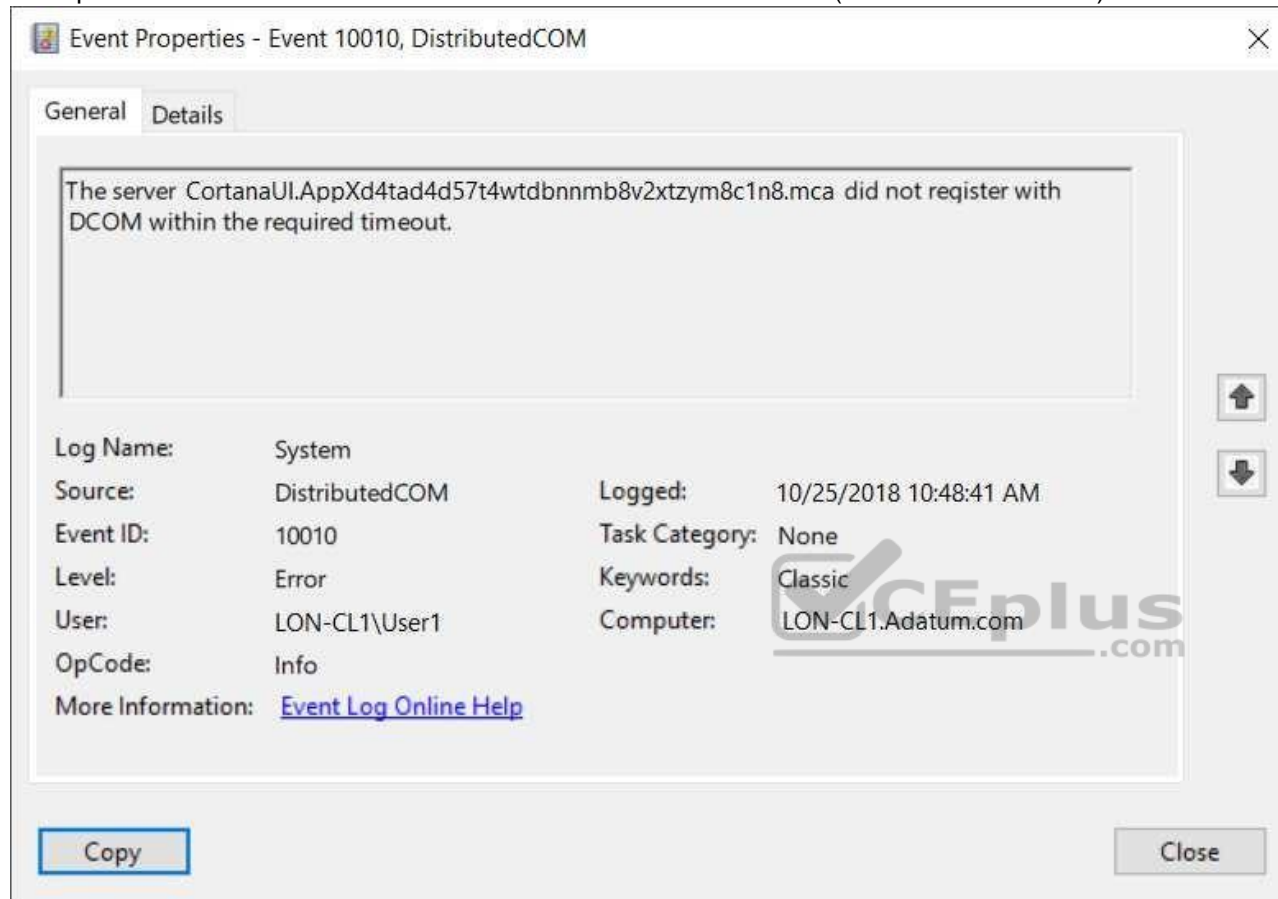
From Event Viewer, you create a custom view named View1 that has the following filter:

- User: User1
- Logged: Any time
- Event logs: System
- Computer: LON-CL1
- Event IDs: 10000 – 11000

- Event level: Error, Verbose



You open **Event Viewer** and discover the event shown in the exhibit. (Click the **Exhibit** tab.)



The event does not appear in View1.

You need to ensure that the event appears in View1.

What should you do?

- A. Add a Task Category setting to the filter.
- B. Add the computer account to the Event Log Readers group.
- C. Create an event subscription.

D. Modify the Computer setting in the filter.

Correct Answer: A

Section: [none]

Explanation

Explanation/Reference:

References: <https://www.techrepublic.com/article/how-to-use-custom-views-in-windows-10s-event-viewer/>

QUESTION 5

You have a computer named Computer1 that runs Windows 10 and has an application named App1.

You need to use Performance Monitor to collect data about the processor utilization of App1.

Which performance object should you monitor?

- A. Process
- B. Processor Performance
- C. Processor Information
- D. Processor



Correct Answer: A

Section: [none]

Explanation

Explanation/Reference:

References: https://www.cse.wustl.edu/~jain/cse567-06/ftp/os_monitors/index.html

QUESTION 6

HOTSPOT

You have a computer named Computer1 that runs Windows 10.

Computer1 has the local users shown in the following table.

Name	Member of
User1	Administrators
User2	Event Log readers
User3	Device Owners
User4	Power Users
User5	Users

Which users can analyze the event logs on Computer1? To answer, select the appropriate options in the answer area.

NOTE: Each correct selection is worth one point.

Hot Area:

Answer Area

Users who can analyze security event logs:

▼

User1 only

User1 and User2 only

User1 and User2, and User3 only

User1, User2, User3, and User4 only

User1, User2, User3, User4, and User5

Users who can analyze system event logs:

▼

User1 only

User1 and User2 only

User1 and User2, and User3 only

User1, User2, User3, and User4 only

User1, User2, User3, User4, and User5

Correct Answer:

Answer Area

Users who can analyze security event logs:

User1 only
User1 and User2 only
User1 and User2, and User3 only
User1, User2, User3, and User4 only
User1, User2, User3, User4, and User5

Users who can analyze system event logs:

User1 only
User1 and User2 only
User1 and User2, and User3 only
User1, User2, User3, and User4 only
User1, User2, User3, User4, and User5

Section: [none]

Explanation

Explanation/Reference:

References: <https://docs.microsoft.com/en-us/windows/security/identity-protection/access-control/local-accounts#sec-localsystem>

QUESTION 7

Your company has a main office and a branch office. The offices connect to each other by using a WAN link. Access to the Internet is provided through the main office.

The branch office contains 25 computers that run Windows 10. The computers contain small hard drives that have very little free disk space.

You need to prevent the computers in the branch office from downloading updates from peers on the network.

What should you do?

- A. From the Settings app, modify the Delivery Optimizations settings.
- B. Configure the network connections as metered connections.
- C. Configure the computers to use BranchCache in hosted cache mode.
- D. Configure the updates to use the Semi-Annual Channel (Targeted) channel.

Correct Answer: C

Section: [none]

Explanation

Explanation/Reference: References: <https://docs.microsoft.com/en-us/windows/deployment/update/waas-branchcache>

QUESTION 8

Note: This question is part of a series of questions that present the same scenario. Each question in the series contains a unique solution that might meet the stated goals. Some question sets might have more than one correct solution, while others might not have a correct solution.

After you answer a question in this section, you will NOT be able to return to it. As a result, these questions will not appear in the review screen.

You manage devices that run Windows 10.

Ten sales users will travel to a location that has limited bandwidth that is expensive. The sales users will be at the location for three weeks.

You need to prevent all Windows updates from downloading for the duration of the trip. The solution must not prevent access to email and the Internet.

Solution: From Update & Security in the Settings app, you turn on Pause Updates.

Does this meet the goal?

- A. Yes
- B. No

Correct Answer: B

Section: [none]

Explanation

Explanation/Reference:

References: <https://www.makeuseof.com/tag/5-ways-temporarily-turn-off-windows-update-windows-10/>

QUESTION 9

Note: This question is part of a series of questions that present the same scenario. Each question in the series contains a unique solution that might meet the stated goals. Some question sets might have more than one correct solution, while others might not have a correct solution.

After you answer a question in this section, you will NOT be able to return to it. As a result, these questions will not appear in the review screen.

You manage devices that run Windows 10.

Ten sales users will travel to a location that has limited bandwidth that is expensive. The sales users will be at the location for three weeks.

You need to prevent all Windows updates from downloading for the duration of the trip. The solution must not prevent access to email and the Internet.

Solution: From Network & Internet in the Settings app, you set the network connections as metered connections.

Does this meet the goal?

- A. Yes
- B. No



Correct Answer: A

Section: [none]

Explanation

Explanation/Reference:

References: <https://www.makeuseof.com/tag/5-ways-temporarily-turn-off-windows-update-windows-10/>

QUESTION 10

Note: This question is part of a series of questions that present the same scenario. Each question in the series contains a unique solution that might meet the stated goals. Some question sets might have more than one correct solution, while others might not have a correct solution.

After you answer a question in this section, you will NOT be able to return to it. As a result, these questions will not appear in the review screen.

You manage devices that run Windows 10.

Ten sales users will travel to a location that has limited bandwidth that is expensive. The sales users will be at the location for three weeks.

You need to prevent all Windows updates from downloading for the duration of the trip. The solution must not prevent access to email and the Internet.

Solution: From Network & Internet in the Settings app, you set a data limit.

Does this meet the goal?

- A. Yes
- B. No

Correct Answer: B

Section: [none]

Explanation

Explanation/Reference:

QUESTION 11

Note: This question is part of a series of questions that present the same scenario. Each question in the series contains a unique solution that might meet the stated goals. Some question sets might have more than one correct solution, while others might not have a correct solution.

After you answer a question in this section, you will NOT be able to return to it. As a result, these questions will not appear in the review screen.

You have a computer named Computer1 that runs Windows 10.

You test Windows updates on Computer1 before you make the updates available to other computers.

You install a quality update that conflicts with a customer device driver.

You need to remove the update from Computer1.

Solution: From an elevated command prompt, you run the `vmic qfe delete` command.

Does this meet the goal?

- A. Yes
- B. No

Correct Answer: B

Section: [none]

Explanation

Explanation/Reference:**QUESTION 12**

You have a computer that runs Windows 10 and has BitLocker Drive Encryption (BitLocker) enabled on all volumes.

You start the computer from Windows Recovery Environment (WinRE).

You need to read the data on the system drive.

What should you do?

- A. Run `cipher.exe` and specify the `/rekey` parameter
- B. Run `cipher.exe` and specify the `/adduser` parameter
- C. Run `manage-bde.exe` and specify the `-off` parameter
- D. Run `manage-bde.exe` and specify the `-unlock` parameter

Correct Answer: D

Section: [none]

Explanation

Explanation/Reference:

References: <https://www.repairwin.com/how-to-disable-bitlocker-in-windows-recovery-environment-winre/>

QUESTION 13

You have a computer named Computer1 that runs Windows 10.

You complete a full back up of Computer1 to an external USB drive. You store the USB drive offsite.

You delete several files from your personal Microsoft OneDrive account by using File Explorer, and then you empty the Recycle Bin on Computer1.

You need to recover the files 60 days after you deleted them in the least amount of time possible.

What should you use?

- A. the OneDrive recycle bin
- B. the full backup on the external USB drive
- C. Recovery in the Settings app

Correct Answer: B

Section: [none]

Explanation

Explanation/Reference:

References: <https://support.office.com/en-us/article/restore-deleted-files-or-folders-in-onedrive-949ada80-0026-4db3-a953-c99083e6a84f>

QUESTION 14

You have a computer that runs Windows 8.1.

When you attempt to perform an in-place upgrade to Windows 10, the computer fails to start after the first restart.

You need to view the setup logs on the computer.

Which folder contains the logs?

- A. %Windows.~BT\Sources\Panther\
- B. %Windows\Logs
- C. %Windows\Temp
- D. %Windows.~BT\Inf



Correct Answer: A

Section: [none]

Explanation

Explanation/Reference:

References: <https://docs.microsoft.com/en-us/windows-hardware/manufacture/desktop/windows-setup-log-files-and-event-logs>

QUESTION 15

Your network contains an Active Directory domain. The domain contains 10 computers that run Windows 10.

On a different computer named Computer1, you plan to create a collector-initiated subscription to gather the event logs from the Windows 10 computers.

You need to configure the environment to support the event log collection.

Which two actions should you perform? Each correct answer presents part of the solution.

NOTE: Each correct selection is worth one point.

- A. Add Computer1 to the Event Log Readers group on the Windows 10 computers
- B. Add Computer1 to the Event Log Readers group on Computer1
- C. On the Windows 10 computers, change the Startup Type of Windows Event Collector to **Automatic**
- D. Enable Windows Remote Management (WinRM) on the Windows 10 computers
- E. Enable Windows Remote Management (WinRM) on Computer1

Correct Answer: AD

Section: [none]

Explanation

Explanation/Reference: References: [https://docs.microsoft.com/en-us/previous-versions/windows/it-pro/windows-server-2008-R2-and-2008/cc748890\(v=ws.11\)](https://docs.microsoft.com/en-us/previous-versions/windows/it-pro/windows-server-2008-R2-and-2008/cc748890(v=ws.11))

QUESTION 16

You have a computer named Computer1 that runs Windows 10.

On Computer1, you turn on File History.

You need to protect a folder named D:\Folder1 by using File History.

What should you do?

- A. From File Explorer, modify the Security settings of D:\Folder1
- B. From File Explorer, add D:\Folder1 to the Documents library
- C. From the Settings app, configure the Recovery settings
- D. From File History in Control Panel, configure the Select drive settings

Correct Answer: B

Section: [none]

Explanation

Explanation/Reference:

QUESTION 17

You have several computers that run Windows 10.

All users have Microsoft OneDrive for Business installed.

Users frequently save files to their desktop.

You need to ensure that all the users can recover the files on their desktop from OneDrive for Business.

Which two actions should you perform? Each correct answer presents part of the solution.

NOTE: Each correct selection is worth one point.

- A. Copy ADMX and ADML files to C:\Users\Public\Desktop\
- B. From Backup in the Settings app, add a drive
- C. Configure the **Silently move Windows known folders to OneDrive** settings
- D. Copy ADMX and ADML files to C:\Windows\PolicyDefinitions
- E. Configure the **Save documents to OneDrive by default** setting

Correct Answer: CD

Section: [none]

Explanation

Explanation/Reference:

References: <https://docs.microsoft.com/en-us/onedrive/plan-onedrive-enterprise>

<https://docs.microsoft.com/en-us/onedrive/use-group-policy#KFMOptInNoWizard>

QUESTION 18

Note: This question is part of a series of questions that present the same scenario. Each question in the series contains a unique solution that might meet the stated goals. Some question sets might have more than one correct solution, while others might not have a correct solution.

After you answer a question in this section, you will NOT be able to return to it. As a result, these questions will not appear in the review screen.

You deploy Windows 10 to a computer named Computer1.

Computer1 contains a folder named C:\Folder1. Folder1 contains multiple documents.

You need to ensure that you can recover the files in Folder1 by using the Previous Versions tab.

Solution: You enable File History and add Folder1 in the Documents library.

Does this meet the goal?

- A. Yes
- B. No

Correct Answer: A

Section: [none]

Explanation

Explanation/Reference:

Reference:

<https://support.microsoft.com/en-za/help/17128/windows-8-file-history>

QUESTION 19

Note: This question is part of a series of questions that present the same scenario. Each question in the series contains a unique solution that might meet the stated goals. Some question sets might have more than one correct solution, while others might not have a correct solution.

After you answer a question in this section, you will NOT be able to return to it. As a result, these questions will not appear in the review screen.

You deploy Windows 10 to a computer named Computer1.

Computer1 contains a folder named C:\Folder1. Folder1 contains multiple documents.

You need to ensure that you can recover the files in Folder1 by using the Previous Versions tab.

Solution: You set up Backup and Restore (Windows 7) and include Folder1 in the backup.

Does this meet the goal?

- A. Yes
- B. No

Correct Answer: B

Section: [none]

Explanation

Explanation/Reference:

Reference:

<https://support.microsoft.com/en-za/help/17128/windows-8-file-history>

QUESTION 20

You have a computer named Computer1 that runs Windows 10. Computer1 connects to multiple wireless networks.

You need to view the wireless networks to which Computer1 connects.

What should you use?

- A. the System log in Event Viewer
- B. Wi-Fi in the Settings app
- C. the properties of the wireless adapter in Network Connections in Control Panel
- D. the Details tab for the wireless adapter in Device Manager

Correct Answer: B

Section: [none]

Explanation

Explanation/Reference:

Reference: <https://www.windowscentral.com/how-connect-wi-fi-network-windows-10>



<https://vceplus.com/>