

MD-101.26q

Number: MD-101
Passing Score: 800
Time Limit: 120 min



Website: <https://vceplus.com>
VCE to PDF Converter: <https://vceplus.com/vce-to-pdf/>
Facebook: <https://www.facebook.com/VCE.For.All.VN/>
Twitter : https://twitter.com/VCE_Plus

<https://vceplus.com/>

MD-101

Managing Modern Desktops (beta)

Question Set 1

QUESTION 1

Note: This question is part of a series of questions that present the same scenario. Each question in the series contains a unique solution that might meet the stated goals. Some question sets might have more than one correct solution, while others might not have a correct solution.

After you answer a question in this section, you will NOT be able to return to it. As a result, these questions will not appear in the review screen.

Your company uses Windows AutoPilot to configure the computer settings of computers issued to users.

A user named User1 has a computer named Computer1 that runs Windows 10. User1 leaves the company.

You plan to transfer the computer to a user named User2.

You need to ensure that when User2 first starts the computer, User2 is prompted to select the language setting and to agree to the license agreement.

Solution: You perform a remote Windows AutoPilot Reset.

Does this meet the goal?

A. Yes

B. No

Correct Answer: B

Section: [none]

Explanation

Explanation/Reference: Reference: <https://docs.microsoft.com/en-us/windows/deployment/windows-autopilot/windows-autopilot-reset-remote>

QUESTION 2

Note: This question is part of a series of questions that present the same scenario. Each question in the series contains a unique solution that might meet the stated goals. Some question sets might have more than one correct solution, while others might not have a correct solution.

After you answer a question in this section, you will NOT be able to return to it. As a result, these questions will not appear in the review screen.

Your company uses Windows AutoPilot to configure the computer settings of computers issued to users.

A user named User1 has a computer named Computer1 that runs Windows 10. User1 leaves the company.

You plan to transfer the computer to a user named User2.

You need to ensure that when User2 first starts the computer, User2 is prompted to select the language setting and to agree to the license agreement.

Solution: You create a new Windows AutoPilot user-driven deployment profile.

Does this meet the goal?

A. Yes

B. No

Correct Answer: A

Section: [none]

Explanation

Explanation/Reference:

Reference: <https://docs.microsoft.com/en-us/windows/deployment/windows-autopilot/user-driven>

QUESTION 3

Note: This question is part of a series of questions that present the same scenario. Each question in the series contains a unique solution that might meet the stated goals. Some question sets might have more than one correct solution, while others might not have a correct solution.

After you answer a question in this section, you will NOT be able to return to it. As a result, these questions will not appear in the review screen.

You need to ensure that feature and quality updates install automatically during a maintenance window.

Solution: From the Maintenance Scheduler settings, you configure Automatic Maintenance Random Delay.

Does this meet the goal?

A. Yes

B. No



Correct Answer: A

Section: [none]

Explanation

Explanation/Reference:

Reference: <https://docs.microsoft.com/en-us/sccm/sum/deploy-use/automatically-deploy-software-updates>

QUESTION 4

Note: This question is part of a series of questions that present the same scenario. Each question in the series contains a unique solution that might meet the stated goals. Some question sets might have more than one correct solution, while others might not have a correct solution.

After you answer a question in this section, you will NOT be able to return to it. As a result, these questions will not appear in the review screen.

You need to ensure that feature and quality updates install automatically during a maintenance window.

Solution: From the Windows Update settings, you enable Configure Automatic Updates, select 4-Auto download and schedule the install, and then enter a time..



<https://vceplus.com/>

Does this meet the goal?

- A. Yes
- B. No

Correct Answer: B

Section: [none]

Explanation

Explanation/Reference:

Reference: <https://docs.microsoft.com/en-us/sccm/sum/deploy-use/automatically-deploy-software-updates>



QUESTION 5

Note: This question is part of a series of questions that present the same scenario. Each question in the series contains a unique solution that might meet the stated goals. Some question sets might have more than one correct solution, while others might not have a correct solution.

After you answer a question in this section, you will NOT be able to return to it. As a result, these questions will not appear in the review screen.

You need to ensure that feature and quality updates install automatically during a maintenance window.

Solution: From the Maintenance Scheduler settings, you configure Automatic Maintenance Activation Boundary.

Does this meet the goal?

- A. Yes
- B. No

Correct Answer: B

Section: [none]

Explanation

Explanation/Reference:

Reference: <https://docs.microsoft.com/en-us/sccm/sum/deploy-use/automatically-deploy-software-updates>

QUESTION 6**HOTSPOT**

Your company has an infrastructure that has the following:

- A Microsoft 365 tenant
- An Active Directory forest
- Microsoft Store for Business
- A Key Management Service (KMS) server
- A Windows Deployment Services (WDS) server
- A Microsoft Azure Active Directory (Azure AD) Premium tenant

The company purchases 100 new computers that run Windows 10.

You need to ensure that the new computers are joined automatically to Azure AD by using Windows AutoPilot.

What should you use? To answer, select the appropriate options in the answer area.

NOTE: Each correct selection is worth one point.

Hot Area:

Answer Area

Management tool:

	✖
Azure Active Directory admin center	
Microsoft Store for Business	
Volume Activation Management Tool console	
Windows Deployment Services console	

Required information from each computer:

	✖
Device serial number and hardware hash	
MAC address and computer name	
Volume License Key and computer name	

Correct Answer:

Answer Area

Management tool:

	✖
Azure Active Directory admin center	
Microsoft Store for Business	
Volume Activation Management Tool console	
Windows Deployment Services console	

Required information from each computer:

	✖
Device serial number and hardware hash	
MAC address and computer name	
Volume License Key and computer name	

Section: [none]

Explanation











Explanation/Reference:

Reference: <https://docs.microsoft.com/en-us/intune/enrollment-autopilot>

QUESTION 7

Your company purchases new computers that run Windows 10. The computers have cameras that support Windows Hello for Business.

You configure the Windows Hello for Business Group Policy settings as shown in the following exhibit.

Setting	State	Comment
 Phone Sign-in		
 Allow enumeration of emulated smart card for all users	Not configured	No
 Turn off smart card emulation	Not configured	No
 Use PIN Recovery	Not configured	No
 Use a hardware security device	Not configured	No
 Use biometrics	Enabled	No
 Configure device unlock factors	Not configured	No
 Configure dynamic lock factors	Enabled	No
 Use Windows Hello for Business	Enabled	No
 Use certificate on-premises authentication	Not configured	No

What are two valid methods a user can use to sign in? Each correct answer presents part of the solution.

NOTE: Each correct selection is worth one point.

- A. Facial recognition
- B. A smartwatch that is Bluetooth-enabled
- C. A PIN
- D. A USB key

Correct Answer: AC

Section: [none]

Explanation

Explanation/Reference:

Reference:

<https://community.windows.com/en-us/stories/windows-sign-in-options> <https://fossbytes.com/how-to-unlock-windows-10/>

QUESTION 8

You have 10 computers that run Windows 7 and have the following configurations:

- A single MBR disk
- A disabled TPM chip
- Disabled hardware virtualization
- UEFI firmware running in BIOS mode
- Enabled Data Execution Prevention (DEP)

You plan to upgrade the computers to Windows 10.

You need to ensure that the computers can use Secure Boot.

Which two actions should you perform? Each correct answer presents part of the solution.

NOTE: Each correct selection is worth one point.

- A. Convert the MBR disk to a GPT disk
- B. Enable the TPM chip.
- C. Disable DEP
- D. Enable hardware virtualization
- E. Convert the firmware from BIOS to UEFI.

Correct Answer: AE

Section: [none]

Explanation

Explanation/Reference: Reference: <https://docs.microsoft.com/en-us/windows-hardware/manufacture/desktop/boot-to-uefi-mode-or-legacy-bios-mode>

QUESTION 9

Your network contains an Active Directory domain. The domain contains 2,000 computers that run Windows 10.

You implement hybrid Microsoft Azure Active Directory (Azure AD) and Microsoft Intune.

You need to automatically register all the existing computers to Azure AD and enroll the computers in Intune. The solution must minimize administrative effort.

What should you use?

- A. An Autodiscover address record.
- B. A Windows AutoPilot deployment profile.
- C. An Autodiscover service connection point (SCP).
- D. A Group Policy object (GPO).

Correct Answer: B

Section: [none]

Explanation

Explanation/Reference:

Reference: <https://techcommunity.microsoft.com/t5/Windows-IT-Pro-Blog/Windows-Autopilot-Hybrid-Azure-AD-join-and-automatic-ba-p/286126>

QUESTION 10

Your network contains an Active Directory domain named contoso.com.

You create a provisioning package named Package1 as shown in the following exhibit.



Steps	Summary
Set up device	Set up device Enter device name Comp%RAND:1% Share devices No Remove pre-installed software No
Set up network	Network settings Network Wired
Account management	Account management Domain name Contoso.com Domain user name contoso\administrator Domain user password *****
Add applications	Add applications
Add certificates	Add certificates
Finish	Protect your package Protect the content of your package by specifying a password. The password length must be 8-16 characters.

☐ No

What is the maximum number of devices on which you can run Package1 successfully?

- A..... 2
- B..... 2
- CD. unlimited..... **Error! Bookmark not defined.**

Correct Answer: D

Section: [none]

Explanation

Explanation/Reference:

QUESTION 11

You have the 64-bit computers shown in the following table.

Name	Operating system	Memory	BitLocker Drive Encryption (BitLocker)
Computer1	32-bit version of Windows 7 Service Pack 1 (SP1)	1 GB	Enabled
Computer2	64-bit version of Windows 7 Service Pack 1 (SP1)	4 GB	Enabled
Computer3	32-bit version of Windows 8.1	2 GB	Enabled
Computer4	64-bit version of Windows 8.1	4 GB	Disabled

You plan to perform an in-place upgrade to the 64-bit version of Windows 10.

Which computers can you upgrade to the 64-bit version of Windows 10 in their current state?

- A. Computer2 and Computer4 only
- B. Computer4 only
- C. Computer3 and Computer4 only
- D. Computer1, Computer2, Computer3 and Computer4
- E. Computer2, Computer3, and Computer4 only

Correct Answer: A

Section: [none]

Explanation

Explanation/Reference:

References: <https://docs.microsoft.com/en-us/windows/deployment/windows-10-deployment-scenarios>



Testlet 1

This is a case study. Case studies are not timed separately. You can use as much exam time as you would like to complete each case. However, there may be additional case studies and sections on this exam. You must manage your time to ensure that you are able to complete all questions included on this exam in the time provided.

To answer the questions included in a case study, you will need to reference information that is provided in the case study. Case studies might contain exhibits and other resources that provide more information about the scenario that is described in the case study. Each question is independent of the other questions in this case study.

At the end of this case study, a review screen will appear. This screen allows you to review your answers and to make changes before you move to the next section of the exam. After you begin a new section, you cannot return to this section.

To start the case study

To display the first question in this case study, click the **Next** button. Use the buttons in the left pane to explore the content of the case study before you answer the questions. Clicking these buttons displays information such as business requirements, existing environment, and problem statements. When you are ready to answer a question, click the **Question** button to return to the question.

Existing Environment

Current Business Model

The Los Angeles office has 500 developers. The developers work flexible hours ranging from 11:00 to 22:00. Litware has a Microsoft System Center 2012 R2 Configuration Manager deployment. During discovery, the company discovers a process where users are emailing bank account information of its customers to internal and external recipients.

Current Environment

The network contains an Active Directory domain that is synced to Microsoft Azure Active Directory (Azure AD). The functional level of the forest and the domain is Windows Server 2012 R2. All domain controllers run Windows Server 2012 R2.

Litware has the computers shown in the following table.

Department	Windows version	Management platform	Domain-joined
Marketing	8.1	Configuration Manager	Hybrid Azure AD-joined
Research	10	Configuration Manager	Hybrid Azure AD-joined
HR	8.1	Configuration Manager	Hybrid Azure AD-joined
Developers	10	Microsoft Intune	Azure AD-joined
Sales	10	Microsoft Intune	Azure AD-joined

The development department uses projects in Azure DevOps to build applications.

Most of the employees in the sales department are contractors. Each contractor is assigned a computer that runs Windows 10. At the end of each contract, the computer is assigned to different contractor. Currently, the computers are re-provisioned manually by the IT department.

Problem Statements

Litware identifies the following issues on the network:

- Employees in the Los Angeles office report slow Internet performance when updates are downloading. The employees also report that the updates frequently consume considerable resources when they are installed. The Update settings are configured as shown in the Updates exhibit. (Click the Updates button.)
- Management suspects that the source code for the proprietary applications in Azure DevOps is being shared externally.
- Re-provisioning the sales department computers is too time consuming.

Requirements

Business Goals

Litware plans to transition to co-management for all the company-owned Windows 10 computers. Whenever possible, Litware wants to minimize hardware and software costs.

Device Management Requirements

Litware identifies the following device management requirements:

- Prevent the sales department employees from forwarding email that contains bank account information.
- Ensure that Microsoft Edge Favorites are accessible from all computers to which the developers sign in.
- Prevent employees in the research department from copying patented information from trusted applications to untrusted applications.

Technical Requirements

Litware identifies the following technical requirements for the planned deployment:

- Re-provision the sales department computers by using Windows AutoPilot.
- Ensure that the projects in Azure DevOps can be accessed from the corporate network only.
- Ensure that users can sign in to the Azure AD-joined computers by using a PIN. The PIN must expire every 30 days.
 - Ensure that the company name and logo appears during the Out of Box Experience (OOBE) when using Windows AutoPilot.

Exhibits



Settings

Windows 10 and later

Update settings

Servicing channel ⓘ

Semi-Annual Channel (Targeted) ▾

* Microsoft product updates ⓘ

Allow

Block

* Windows drivers ⓘ

Allow

Block

* Quality update deferral period (days) ⓘ

7

* Feature update deferral period (days) ⓘ

14

* Set feature update uninstall period (2 – 60 days) ⓘ

10

User experience settings

Automatic update behavior ⓘ

Auto install at maintenance time ▾

Active hours start ⓘ

8 AM

Active hours end ⓘ

5PM

Restart checks ⓘ

Allow

Skip

Delivery optimization download mode ⓘ

Simple download mode with no peering ▾

OK

www.vceplus.com - VCE Exam Simulator - Download A+ VCE (latest) free Open VCE Exams - VCE to PDF Converter - PDF Online

QUESTION 1

What should you use to meet the technical requirements for Azure DevOps?

- A. An app protection policy
- B. Windows Information Protection (WIP)
- C. Conditional access
- D. A device configuration profile

Correct Answer: C

Section: [none]

Explanation

Explanation/Reference:

References: <https://docs.microsoft.com/en-us/azure/devops/organizations/accounts/manage-conditional-access?view=azure-devops>



Testlet 2

This is a case study. Case studies are not timed separately. You can use as much exam time as you would like to complete each case. However, there may be additional case studies and sections on this exam. You must manage your time to ensure that you are able to complete all questions included on this exam in the time provided.

To answer the questions included in a case study, you will need to reference information that is provided in the case study. Case studies might contain exhibits and other resources that provide more information about the scenario that is described in the case study. Each question is independent of the other questions in this case study.

At the end of this case study, a review screen will appear. This screen allows you to review your answers and to make changes before you move to the next section of the exam. After you begin a new section, you cannot return to this section.

To start the case study

To display the first question in this case study, click the **Next** button. Use the buttons in the left pane to explore the content of the case study before you answer the questions. Clicking these buttons displays information such as business requirements, existing environment, and problem statements. When you are ready to answer a question, click the **Question** button to return to the question.

Overview

Contoso, Ltd, is a consulting company that has a main office in Montreal and two branch offices in Seattle and New York.

Contoso has the users and computers shown in the following table.

Location	Users	Laptops	Desktop computers	Mobile devices
Montreal	2,500	2,800	300	3,100
Seattle	1,000	1,100	200	1,500
New York	300	320	30	400

The company has IT, human resources (HR), legal (LEG), marketing (MKG) and finance (FIN) departments.

Contoso uses Microsoft Store for Business and recently purchased a Microsoft 365 subscription.

The company is opening a new branch office in Phoenix. Most of the users in the Phoenix office will work from home.

Existing Environment

The network contains an Active Directory domain named contoso.com that is synced to Microsoft Azure Active Directory (Azure AD).

All member servers run Windows Server 2016. All laptops and desktop computers run Windows 10 Enterprise.

The computers are managed by using Microsoft System Center Configuration Manager. The mobile devices are managed by using Microsoft Intune.

The naming convention for the computers is the department acronym, followed by a hyphen, and then four numbers, for example, FIN-6785. All the computers are joined to the on-premises Active Directory domain.

Each department has an organization unit (OU) that contains a child OU named Computers. Each computer account is in the Computers OU of its respective department.

Intune Configuration



The domain has the users shown in the following table.

Name	Role	Member of
User1	Intune administrator	GroupA
User2	None	GroupB

User2 is a device enrollment manager (DEM) in Intune.

The devices enrolled in Intune are shown in the following table.

Name	Platform	Encryption	Member of
Device1	Android	Disabled	Group1
Device2	iOS	Not applicable	Group2, Group3
Device3	Android	Disabled	Group2, Group3
Device4	iOS	Not applicable	Group2

The device compliance policies in Intune are configured as shown in the following table.

Name	Platform	Require encryption	Assigned
Policy1	Android	Not configured	Yes
Policy2	iOS	Not applicable	Yes
Policy3	Android	Require	Yes

The device compliance policies have the assignments shown in the following table:

Name	Include	Exclude
Policy1	Group3	None
Policy2	Group2	Group3
Policy3	Group1	None

The device limit restrictions in Intune are configured as shown in the following table.

Priority	Name	Device limit	Assigned to
1	Restriction1	15	GroupB
2	Restriction2	10	GroupA
Default	All users	5	All users

Requirements

Planned Changes

Contoso plans to implement the following changes:

- Provide new computers to the Phoenix office users. The new computers have Windows 10 Pro preinstalled and were purchased already.
- Start using a free Microsoft Store for Business app named App1.
- Implement co-management for the computers.

Technical Requirements:

Contoso must meet the following technical requirements:

- Ensure that the users in a group named Group4 can only access Microsoft Exchange Online from devices that are enrolled in Intune.
 - Deploy Windows 10 Enterprise to the computers of the Phoenix office users by using Windows Autopilot.
 - Monitor the computers in the LEG department by using Windows Analytics.
 - Create a provisioning package for new computers in the HR department.
 - Block iOS devices from sending diagnostic and usage telemetry data.
 - Use the principle of least privilege whenever possible.
 - Enable the users in the MKG department to use App1.
- Pilot co-management for the IT department.



QUESTION 1

You need to meet the technical requirements for the iOS devices.

Which object should you create in Intune?

- A. A compliance policy
- B. An app protection policy
- C. A Deployment profile
- D. A device profile

Correct Answer: D

Section: [none]

Explanation

Explanation/Reference:

References:

<https://docs.microsoft.com/en-us/intune/device-restrictions-configure>

<https://docs.microsoft.com/en-us/intune/device-restrictions-ios>

QUESTION 2

You need to meet the technical requirements for the IT department.

What should you do first?



<https://vceplus.com/>

- A. From the Azure Active Directory blade in the Azure portal, enable Seamless single sign-on.
- B. From the Configuration Manager console, add an Intune subscription.
- C. From the Azure Active Directory blade in the Azure portal, configure the Mobility (MDM and MAM) settings.
- D. From the Microsoft Intune blade in the Azure portal, configure the Windows enrollment settings.

Correct Answer: C

Section: [none]

Explanation

Explanation/Reference:

Reference:

<https://docs.microsoft.com/en-us/sccm/comanage/tutorial-co-manage-clients>

Question Set 3

QUESTION 1

Your network contains an Active Directory domain that is synced to Microsoft Azure Active Directory (Azure AD).

You have a Microsoft 365 subscription.

You create a conditional access policy for Microsoft Exchange Online.

You need to configure the policy to prevent access to Exchange Online unless is connecting from a device that is hybrid Azure AD-joined.

Which settings should you configure?

- A. Locations

- B. Device platforms
- C. Sign-in risk
- D. Device state

Correct Answer: D

Section: [none]

Explanation

Explanation/Reference:

Reference: <https://docs.microsoft.com/en-us/azure/active-directory/conditional-access/conditions#device-state>

QUESTION 2

You have 200 computers that run Windows 10. The computers are joined to Microsoft Azure Active Directory (Azure AD) and enrolled in Microsoft Intune.

You redirect Windows known folders to Microsoft OneDrive for Business.

Which folder will be included in the redirection?

- A. Saved Games
- B. Documents
- C. Music
- D. Downloads



Correct Answer: B

Section: [none]

Explanation

Explanation/Reference:

Reference: <https://docs.microsoft.com/en-us/onedrive/redirect-known-folders>

QUESTION 3

Your company uses Microsoft Intune.

More than 500 Android and iOS devices are enrolled in the Intune tenant.

You plan to deploy new Intune policies. Different policies will apply depending on the version of Android or iOS installed on the device.

You need to ensure that the policies can target the devices based on their version of Android or iOS.

What should you configure first?

- A. Corporate device identifiers in Intune
- B. Device settings in Microsoft Azure Active Directory (Azure AD)
- C. Device categories in Intune
- D. Groups that have dynamic membership rules in Microsoft Azure Active Directory (Azure AD)

Correct Answer: B

Section: [none]

Explanation

Explanation/Reference:

Reference:

<https://docs.microsoft.com/en-us/intune/compliance-policy-create-android>

<https://docs.microsoft.com/en-us/intune/compliance-policy-create-ios>

QUESTION 4

You are creating a device configuration profile in Microsoft Intune.

You need to implement an ADMX-backed policy.

Which profile type should you use?

- A. Identity protection
- B. Custom
- C. Device restrictions
- D. Device restrictions (Windows 10 Team)

Correct Answer: B

Section: [none]

Explanation

Explanation/Reference:

Reference: <https://blogs.technet.microsoft.com/senthilkumar/2018/05/21/intune-deploying-admx-backed-policies-using-microsoft-intune/>

QUESTION 5

Your network contains an Active Directory named contoso.com. The domain contains two computers named Computer1 and Computer2 that run Windows 10.

Folder Redirection is configured for a domain user named User1. The AppData\Roaming folder and the Desktop folder are redirected to a network share.

User1 signs in to Computer1 and performs the following tasks:

- Configures screen saver to start after five minutes of inactivity
- Modifies the default save location for Microsoft Word
- Creates a file named File1.docx on the desktop
- Modifies the desktop background

You need to identify what will be retained when User1 signs in to Computer2.

What should you identify?

- A. File1.docx and the desktop background only
- B. File1.docx, the screen saver settings, the desktop background, and the default save location for Word
- C. File1.docx only
- D. File1.docx, the desktop background, and the default save location for Word only

Correct Answer: B

Section: [none]

Explanation

Explanation/Reference:

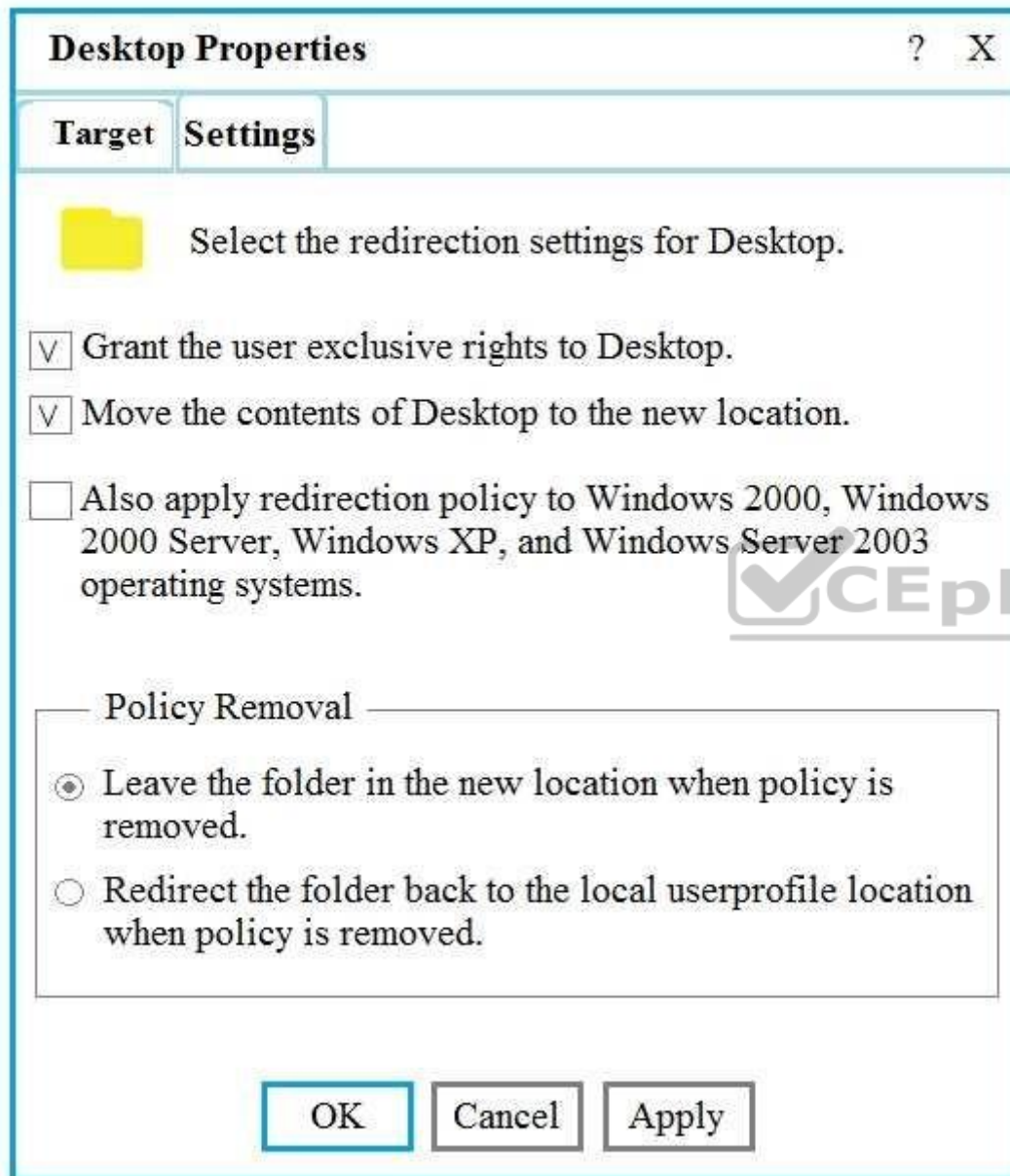
Reference:

<https://docs.microsoft.com/en-us/windows-server/storage/folder-redirection/folder-redirection-rup-overview>

QUESTION 6


Your network contains an Active Directory domain named contoso.com. The domain contains 200 computers that run Windows 10.

Folder Redirection for the Desktop folder is configured as shown in the following exhibit.



Desktop Properties ? X

Target **Settings**

 Select the redirection settings for Desktop.

☒ Grant the user exclusive rights to Desktop.

☒ Move the contents of Desktop to the new location.

☐ Also apply redirection policy to Windows 2000, Windows 2000 Server, Windows XP, and Windows Server 2003 operating systems.

Policy Removal

☒ Leave the folder in the new location when policy is removed.

☐ Redirect the folder back to the local userprofile location when policy is removed.

OK Cancel Apply

The target is set to Server1.

You plan to use known folder redirection in Microsoft OneDrive for Business.

You need to ensure that the desktop content of users remains on their desktop when you implement known folder redirection.

Which two actions should you perform? Each correct answer presents part of the solution.

NOTE: Each correct selection is worth one point.

- A. Clear the Grant the user exclusive rights to Desktop check box.
- B. Change the Policy Removal setting.
- C. Disable Folder Redirection.
- D. Clear the Move the contents of Desktop to the new location check box.

Correct Answer: AB

Section: [none]

Explanation

Explanation/Reference:

References: <https://docs.microsoft.com/en-us/onedrive/redirect-known-folders>

QUESTION 7

Your company plans to deploy tablets to 50 meeting rooms.

The tablets run Windows 10 and are managed by using Microsoft Intune. The tablets have an application named App1.

You need to configure the tablets so that any user can use App1 without having to sign in. Users must be prevented from using other applications on the tablets.

Which device configuration profile type should you use?

- A. Kiosk
- B. Endpoint protection
- C. Identity protection
- D. Device restrictions

Correct Answer: A

Section: [none]

Explanation

Explanation/Reference:

Reference: <https://docs.microsoft.com/en-us/windows/configuration/kiosk-single-app>

Question Set 1

QUESTION 1

Your company uses Microsoft Intune to manage devices. You need to ensure that only Android devices that use Android work profiles can enroll in Intune.

Which two configurations should you perform in the device enrollment restrictions? Each correct answer presents part of the solution.

NOTE: each correct selection is worth one point.

- A. From Select platforms, set Android work profile to **Allow**.
- B. From Configure platforms, set Android Personally Owned to **Block**.
- C. From Configure platforms, set Android Personally Owned to **Allow**.
- D. From Select platforms, set Android to **Block**.

Correct Answer: AD

Section: [none]

Explanation

Explanation/Reference:

Reference: <https://docs.microsoft.com/en-us/Intune/enrollment-restrictions-set>

QUESTION 2

You have a Microsoft Azure Log Analytics workplace that collects all the event logs from the computers at your company.

You have a computer named Computer1 than runs Windows 10. You need to view the events collected from Computer1.

Which query should you run in Log Analytics?

- A. `Event`
`| where Computer == "Computer1"`
- B. `ETWEvent`
`| where SourceSystem == "Computer1"`
- C. `ETWEvent`
`| where Computer == "Computer1"`
- D. `Event`
`| where SourceSystem == "Computer1"`

Correct Answer: A

Section: [none]

Explanation

Explanation/Reference:

Reference: <https://docs.microsoft.com/en-us/azure/azure-monitor/platform/data-sources-windows-events>

QUESTION 3

Your company has a Microsoft Azure Active Directory (Azure AD) tenant. All users in the company are licensed for Microsoft Intune.

You need to ensure that the users enroll their iOS device in Intune.

What should you configure first?

- A. A Device Enrollment Program (DEP) token.
- B. An Intune device configuration profile.
- C. A Device enrollment manager (DEM) account.
- D. An Apple MDM Push certificate.

Correct Answer: A

Section: [none]

Explanation

Explanation/Reference:

Reference: <https://docs.microsoft.com/en-us/intune/device-enrollment-program-enroll-ios>

QUESTION 4

DRAG DROP

You use the Antimalware Assessment solution in Microsoft Azure Log Analytics.

From the Protection Status dashboard, you discover the computers shown in the following table.


Name	Issue
Computer1	No real time protection
Computer2	Not reporting

You verify that both computers are connected to the network and running.

What is a possible cause of the issue on each computer? To answer, drag the appropriate causes to the correct computers. Each cause may be used once, more than once, or not at all. You may need to drag the split bar between panes or scroll to view content.

NOTE: Each correct selection is worth one point.

Select and Place:

Possible Causes		Answer Area
<div>The Microsoft Monitoring Agent is uninstalled.</div>		Computer1: <div>Possible Cause</div>
<div>The Microsoft Windows Malicious Software Removal Tool is installed.</div>		Computer2: <div>Possible Cause</div>
<div>Windows Defender Application Guard is misconfigured.</div>		
<div>Windows Defender is disabled.</div>		

Correct Answer:

Answer Area

Possible Causes

The Microsoft Monitoring Agent is uninstalled.

The Microsoft Windows Malicious Software Removal Tool is installed.

Windows Defender Application Guard is misconfigured.

Windows Defender is disabled.

Computer1: Windows Defender is disabled.

Computer2: Windows Defender Application Guard is misconfigured.



Section: [none]

Explanation

Explanation/Reference:

Reference:

<https://docs.microsoft.com/ga-ie/azure/security-center/security-center-install-endpoint-protection>

QUESTION 5

You have a shared computer that runs Windows 10.

The computer is infected with a virus.

You discover that a malicious TTF font was used to compromise the computer.

You need to prevent this type of threat from affecting the computer in the future.

What should you use?

- A. Windows Defender Exploit Guard
- B. Windows Defender Application Guard
- C. Windows Defender Credential Guard
- D. Windows Defender System Guard
- E. Windows Defender SmartScreen

Correct Answer: A

Section: [none]

Explanation

Explanation/Reference:

Reference:

<https://docs.microsoft.com/en-us/windows/security/threat-protection/windows-defender-exploit-guard/windows-defender-exploit-guard>



<https://vceplus.com/>