

**MD-101**

Number: MD-101  
Passing Score: 800  
Time Limit: 120 min  
File Version: 1

MD-101



**Website:** <https://vceplus.com> - <https://vceplus.co>  
**VCE to PDF Converter:** <https://vceplus.com/vce-to-pdf/>  
**Facebook:** <https://www.facebook.com/VCE.For.All.VN/>  
**Twitter :** [https://twitter.com/VCE\\_Plus](https://twitter.com/VCE_Plus)

<https://vceplus.com/>

## Deploy and Update Operating Systems

### Testlet 1

This is a case study. Case studies are not timed separately. You can use as much exam time as you would like to complete each case. However, there may be additional case studies and sections on this exam. You must manage your time to ensure that you are able to complete all questions included on this exam in the time provided.

To answer the questions included in a case study, you will need to reference information that is provided in the case study. Case studies might contain exhibits and other resources that provide more information about the scenario that is described in the case study. Each question is independent of the other questions in this case study.

At the end of this case study, a review screen will appear. This screen allows you to review your answers and to make changes before you move to the next section of the exam. After you begin a new section, you cannot return to this section.

#### To start the case study

To display the first question in this case study, click the **Next** button. Use the buttons in the left pane to explore the content of the case study before you answer the questions. Clicking these buttons displays information such as business requirements, existing environment, and problem statements. When you are ready to answer a question, click the **Question** button to return to the question.

#### General Overview

Litware, Inc. is an international manufacturing company that has 3,000 employees. The company has sales, marketing, research, human resources (HR), development, and IT departments.

Litware has two main offices in New York and Los Angeles. Litware has five branch offices in Asia.

#### Existing Environment

##### Current Business Model

The Los Angeles office has 500 developers. The developers work flexible hours ranging from 11 AM to 10 PM.

Litware has a Microsoft Endpoint Configuration Manager deployment.

During discovery, the company discovers a process where users are emailing bank account information of its customers to internal and external recipients.

##### Current Environment

The network contains an Active Directory domain that is synced to Microsoft Azure Active Directory (Azure AD). The functional level of the forest and the domain is Windows Server 2012 R2. All domain controllers run Windows Server 2012 R2.

Litware has the computers shown in the following table.

Department	Windows version	Management platform	Domain-joined
Marketing	8.1	Endpoint Configuration Manager	Hybrid Azure-AD joined
Research	10	Endpoint Configuration Manager	Hybrid Azure-AD joined
HR	8.1	Endpoint Configuration Manager	Hybrid Azure-AD joined
Developers	10	Microsoft Intune	Azure AD-joined
Sales	10	Microsoft Intune	Azure AD-joined

The development department uses projects in Azure DevOps to build applications.

Most of the employees in the sales department are contractors. Each contractor is assigned a computer that runs Windows 10. At the end of each contract, the computer is assigned to a different contractor. Currently, the computers are re-provisioned manually by the IT department.

### Problem Statements

Litware identifies the following issues on the network:

- Employees in the Los Angeles office report slow Internet performance when updates are downloading. The employees also report that the updates frequently consume considerable resources when they are installed. The Update settings are configured as shown in the Updates exhibit. (Click the Updates button.)
- Management suspects that the source code for the proprietary applications in Azure DevOps is being shared externally.
- Re-provisioning the sales department computers is too time consuming.

### Requirements

#### Business Goals

Litware plans to transition to co-management for all the company-owned Windows 10 computers.

Whenever possible, Litware wants to minimize hardware and software costs.

#### Device Management Requirements

Litware identifies the following device management requirements:

- Prevent the sales department employees from forwarding email that contains bank account information.
- Ensure that Microsoft Edge Favorites are accessible from all computers to which the developers sign in.
- Prevent employees in the research department from copying patented information from trusted applications to untrusted applications.

#### Technical Requirements

Litware identifies the following technical requirements for the planned deployment:

- Re-provision the sales department computers by using Windows AutoPilot.
- Ensure that the projects in Azure DevOps can be accessed from the corporate network only.
- Ensure that users can sign in to the Azure AD-joined computers by using a PIN. The PIN must expire every 30 days.
- Ensure that the company name and logo appears during the Out of Box Experience (OOBE) when using Windows AutoPilot.

#### **Exhibits**

#### **Updates**



## Create Windows 10 update ring

Windows 10

✓ Basics **Update ring settings** Assignments Review & create

### Update settings ⓘ

Servicing channel ⓘ

\* Microsoft product updates ⓘ

\* Windows drivers ⓘ

\* Quality update deferral period (days) ⓘ

\* Feature update deferral period (days) ⓘ

\* Set feature update uninstall period (2 - 60 days) ⓘ

### User experience settings

Automatic update behavior ⓘ

Active hours start ⓘ

Active hours end ⓘ

Restart checks ⓘ

Option to pause Windows updates ⓘ

Option to check for Windows updates ⓘ

Require user's approval to restart outside of work hours ⓘ

Remind user prior to required auto-restart with dismissible reminder (hours) ⓘ

Remind user prior to required auto-restart with permanent reminder (minutes) ⓘ



## QUESTION 1

You need to capture the required information for the sales department computers to meet the technical requirements.

Which Windows PowerShell command should you run first?

A. `Install-Module WindowsAutoPilotIntune`



<https://vceplus.com/>

- B. Install-Script Get-WindowsAutoPilotInfo
- C. Import-AutoPilotCSV
- D. Get-WindowsAutoPilotInfo

**Correct Answer:** A

**Section:** (none)

**Explanation**

**Explanation/Reference:**

Reference: <https://docs.microsoft.com/en-us/windows/deployment/windows-autopilot/existing-devices>

## QUESTION 2

What should you configure to meet the technical requirements for the Azure AD-joined computers?

- A. Windows Hello for Business from the Endpoint Management admin center.
- B. The Accounts options in an endpoint protection profile.
- C. The Password Policy settings in a Group Policy object (GPO).
- D. A password policy from the Microsoft 365 admin portal.

**Correct Answer:** A

**Section:** (none)

**Explanation**

**Explanation/Reference:**

Reference:

<https://docs.microsoft.com/en-us/windows/security/identity-protection/hello-for-business/hello-manage-in-organization>

## Deploy and Update Operating Systems

### Testlet 2

This is a case study. Case studies are not timed separately. You can use as much exam time as you would like to complete each case. However, there may be additional case studies and sections on this exam. You must manage your time to ensure that you are able to complete all questions included on this exam in the time provided.

To answer the questions included in a case study, you will need to reference information that is provided in the case study. Case studies might contain exhibits and other resources that provide more information about the scenario that is described in the case study. Each question is independent of the other questions in this case study.

At the end of this case study, a review screen will appear. This screen allows you to review your answers and to make changes before you move to the next section of the exam. After you begin a new section, you cannot return to this section.

#### To start the case study

To display the first question in this case study, click the **Next** button. Use the buttons in the left pane to explore the content of the case study before you answer the questions. Clicking these buttons displays information such as business requirements, existing environment, and problem statements. When you are ready to answer a question, click the **Question** button to return to the question.

#### Overview

Contoso, Ltd, is a consulting company that has a main office in Montreal and two branch offices in Seattle and New York.

Contoso has the users and computers shown in the following table.

Location	Users	Laptops	Desktop computers	Mobile devices
Montreal	2,500	2,800	300	3,100
Seattle	1,000	1,100	200	1,500
New York	300	320	30	400

The company has IT, human resources (HR), legal (LEG), marketing (MKG) and finance (FIN) departments.

Contoso uses Microsoft Store for Business and recently purchased a Microsoft 365 subscription.

The company is opening a new branch office in Phoenix. Most of the users in the Phoenix office will work from home.

#### Existing Environment

The network contains an Active Directory domain named contoso.com that is synced to Microsoft Azure Active Directory (Azure AD).

All member servers run Windows Server 2016. All laptops and desktop computers run Windows 10 Enterprise.

The computers are managed by using Microsoft Endpoint Configuration Manager. The mobile devices are managed by using Microsoft Intune.

The naming convention for the computers is the department acronym, followed by a hyphen, and then four numbers, for example, FIN-6785. All the computers are joined to the on-premises Active Directory domain.

Each department has an organizational unit (OU) that contains a child OU named Computers. Each computer account is in the Computers OU of its respective department.

### Intune Configuration

The domain has the users shown in the following table.

Name	Role	Member of
User1	Intune administrator	GroupA
User2	<i>None</i>	GroupB

User2 is a device enrollment manager (DEM) in Intune.

The devices enrolled in Intune are shown in the following table.

Name	Platform	Encryption	Member of
Device1	Android	Disabled	Group1
Device2	iOS	<i>Not applicable</i>	Group2, Group3
Device3	Android	Disabled	Group2, Group3
Device4	iOS	<i>Not applicable</i>	Group2

The device compliance policies in Intune are configured as shown in the following table.

Name	Platform	Require encryption	Assigned
Policy1	Android	Not configured	Yes
Policy2	iOS	<i>Not applicable</i>	Yes
Policy3	Android	Require	Yes



The device compliance policies have the assignments shown in the following table.

Name	Include	Exclude
Policy1	Group3	None
Policy2	Group2	Group3
Policy3	Group1	None

The device limit restrictions in Intune are configured as shown in the following table.

Priority	Name	Device limit	Assigned to
1	Restriction1	15	GroupB
2	Restriction2	10	GroupA
Default	All users	5	All users

## Requirements

### Planned Changes

Contoso plans to implement the following changes:

- Provide new computers to the Phoenix office users. The new computers have Windows 10 Pro preinstalled and were purchased already.
- Start using a free Microsoft Store for Business app named App1.
- Implement co-management for the computers.

### Technical Requirements

Contoso must meet the following technical requirements:

- Ensure that the users in a group named Group4 can only access Microsoft Exchange Online from devices that are enrolled in Intune.
- Deploy Windows 10 Enterprise to the computers of the Phoenix office users by using Windows Autopilot.
- Monitor the computers in the LEG department by using Windows Analytics.
- Create a provisioning package for new computers in the HR department.
- Block iOS devices from sending diagnostic and usage telemetry data.
- Use the principle of least privilege whenever possible.
- Enable the users in the MKG department to use App1.
- Pilot co-management for the IT department.

## QUESTION 1

You need to prepare for the deployment of the Phoenix office computers.

What should you do first?

- A. Extract the hardware ID information of each computer to a CSV file and upload the file from the Devices settings in Microsoft Store for Business.
- B. Extract the serial number information of each computer to a XML file and upload the file from the Microsoft Intune blade in the Azure portal.
- C. Extract the serial number information of each computer to a CSV file and upload the file from the Microsoft Intune blade in the Azure portal.
- D. Extract the hardware ID information of each computer to an XLSX file and upload the file from the Devices settings in Microsoft Store for Business.

**Correct Answer:** A

**Section:** (none)

**Explanation**

**Explanation/Reference:**

Explanation:

To manage devices through Microsoft Store for Business and Education, you'll need a .csv file that contains specific information about the devices. You should be able to get this from your Microsoft account contact, or the store where you purchased the devices. Upload the .csv file to Microsoft Store to add the devices.

Reference: <https://docs.microsoft.com/en-us/microsoft-store/add-profile-to-devices>

## QUESTION 2

You need to prepare for the deployment of the Phoenix office computers.

What should you do first?

- A. Generalize the computers and configure the Mobility (MDM and MAM) settings from the Azure Active Directory admin center.
- B. Extract the hardware ID information of each computer to a CSV file and upload the file from the Microsoft Intune blade in the Azure portal.
- C. Extract the hardware ID information of each computer to an XML file and upload the file from the Devices settings in Microsoft Store for Business.
- D. Extract the serial number information of each computer to a CSV file and upload the file from the Microsoft Intune blade in the Azure portal.

**Correct Answer:** A

**Section:** (none)

**Explanation**

**Explanation/Reference:**

Reference: <https://docs.microsoft.com/en-us/windows/deployment/windows-autopilot/existing-devices>

## Deploy and Update Operating Systems

### Question Set 3

#### QUESTION 1

**Note:** This question is part of a series of questions that present the same scenario. Each question in the series contains a unique solution that might meet the stated goals. Some question sets might have more than one correct solution, while others might not have a correct solution.

**After you answer a question in this section, you will NOT be able to return to it. As a result, these questions will not appear in the review screen.**

Your company uses Windows Autopilot to configure the computer settings of computers issued to users.

A user named User1 has a computer named Computer1 that runs Windows 10. User1 leaves the company.

You plan to transfer the computer to a user named User2.

You need to ensure that when User2 first starts the computer, User2 is prompted to select the language setting and to agree to the license agreement.

Solution: You perform a remote Windows AutoPilot Reset.

Does this meet the goal?

A. Yes

B. No

**Correct Answer:** B

**Section:** (none)

**Explanation**

**Explanation/Reference:**

Reference: <https://docs.microsoft.com/en-us/windows/deployment/windows-autopilot/windows-autopilot-reset-remote>

#### QUESTION 2

**Note:** This question is part of a series of questions that present the same scenario. Each question in the series contains a unique solution that might meet the stated goals. Some question sets might have more than one correct solution, while others might not have a correct solution.

**After you answer a question in this section, you will NOT be able to return to it. As a result, these questions will not appear in the review screen.**

Your company uses Windows Autopilot to configure the computer settings of computers issued to users.

A user named User1 has a computer named Computer1 that runs Windows 10. User1 leaves the company.

You plan to transfer the computer to a user named User2.

You need to ensure that when User2 first starts the computer, User2 is prompted to select the language setting and to agree to the license agreement.

Solution: You create a new Windows AutoPilot user-driven deployment profile.

Does this meet the goal?

A. Yes

B. No

**Correct Answer: A**

**Section: (none)**

**Explanation**

**Explanation/Reference:**

Reference: <https://docs.microsoft.com/en-us/windows/deployment/windows-autopilot/user-driven>

### QUESTION 3

**Note: This question is part of a series of questions that present the same scenario. Each question in the series contains a unique solution that might meet the stated goals. Some question sets might have more than one correct solution, while others might not have a correct solution.**

**After you answer a question in this section, you will NOT be able to return to it. As a result, these questions will not appear in the review screen.**

Your company uses Windows Autopilot to configure the computer settings of computers issued to users.

A user named User1 has a computer named Computer1 that runs Windows 10. User1 leaves the company.

You plan to transfer the computer to a user named User2.

You need to ensure that when User2 first starts the computer, User2 is prompted to select the language setting and to agree to the license agreement.

Solution: You create a new Windows AutoPilot self-deploying deployment profile.

Does this meet the goal?

A. Yes

B. No

**Correct Answer:** B

**Section:** (none)

**Explanation**

**Explanation/Reference:**

Reference: <https://docs.microsoft.com/en-us/windows/deployment/windows-autopilot/self-deploying>

#### QUESTION 4

**Note:** This question is part of a series of questions that present the same scenario. Each question in the series contains a unique solution that might meet the stated goals. Some question sets might have more than one correct solution, while others might not have a correct solution.

**After you answer a question in this section, you will NOT be able to return to it. As a result, these questions will not appear in the review screen.**

You need to ensure that feature and quality updates install automatically on a Windows 10 computer during a maintenance window.

Solution: In Group policy, from the Maintenance Scheduler settings, you configure **Automatic Maintenance Random Delay**.

Does this meet the goal?

A. Yes

B. No

**Correct Answer:** A

**Section:** (none)

**Explanation**

**Explanation/Reference:**

Reference: <https://docs.microsoft.com/en-us/sccm/sum/deploy-use/automatically-deploy-software-updates>

#### QUESTION 5

**Note:** This question is part of a series of questions that present the same scenario. Each question in the series contains a unique solution that might meet the stated goals. Some question sets might have more than one correct solution, while others might not have a correct solution.

**After you answer a question in this section, you will NOT be able to return to it. As a result, these questions will not appear in the review screen.**

You need to ensure that feature and quality updates install automatically on a Windows 10 computer during a maintenance window.

Solution: In Group policy, from the Windows Update settings, you enable **Configure Automatic Updates**, select **4-Auto download and schedule the install**, and then enter a time.

Does this meet the goal?

- A. Yes
- B. No

**Correct Answer:** B

**Section:** (none)

**Explanation**

**Explanation/Reference:** Reference: <https://docs.microsoft.com/en-us/sccm/sum/deploy-use/automatically-deploy-software-updates>

#### QUESTION 6

**Note:** This question is part of a series of questions that present the same scenario. Each question in the series contains a unique solution that might meet the stated goals. Some question sets might have more than one correct solution, while others might not have a correct solution.

**After you answer a question in this section, you will NOT be able to return to it. As a result, these questions will not appear in the review screen.**

You need to ensure that feature and quality updates install automatically on a Windows 10 computer during a maintenance window.

Solution: In Group policy, from the Maintenance Scheduler settings, you configure **Automatic Maintenance Activation Boundary**.

Does this meet the goal?

- A. Yes
- B. No

**Correct Answer:** B

**Section:** (none)











**Explanation**

**Explanation/Reference:** Reference: <https://docs.microsoft.com/en-us/sccm/sum/deploy-use/automatically-deploy-software-updates>

#### QUESTION 7

Your company purchases new computers that run Windows 10. The computers have cameras that support Windows Hello for Business.

You configure the Windows Hello for Business Group Policy settings as shown in the following exhibit.

Setting	State	Comment
 Phone Sign-in		
 Allow enumeration of emulated smart card for all users	Not configured	No
 Turn off smart card emulation	Not configured	No
 Use PIN Recovery	Not configured	No
 Use a hardware security device	Not configured	No
 Use biometrics	Enabled	No
 Configure device unlock factors	Not configured	No
 Configure dynamic lock factors	Enabled	No
 Use Windows Hello for Business	Enabled	No
 Use certificate on-premises authentication	Not configured	No

What are two valid methods a user can use to sign in? Each correct answer presents part of the solution.

**NOTE:** Each correct selection is worth one point.

- A. Facial recognition
- B. A smartwatch that is Bluetooth-enabled
- C. A PIN
- D. A USB key

**Correct Answer:** AC

**Section:** (none)

**Explanation**

**Explanation/Reference:**

Reference:

<https://community.windows.com/en-us/stories/windows-sign-in-options> [https://fossbytes.com/how-to-unlock-windows-](https://fossbytes.com/how-to-unlock-windows-10/)

[10/](#)

## QUESTION 8

You have 10 computers that run Windows 8.1 and have the following configurations:

- A single MBR disk

- A disabled TPM chip
- Disabled hardware virtualization
- UEFI firmware running in BIOS mode
- Enabled Data Execution Prevention (DEP)

You plan to upgrade the computers to Windows 10.

You need to ensure that the computers can use Secure Boot.

Which two actions should you perform? Each correct answer presents part of the solution.

**NOTE:** Each correct selection is worth one point.

- A. Convert the MBR disk to a GPT disk
- B. Enable the TPM chip.
- C. Disable DEP
- D. Enable hardware virtualization
- E. Convert the firmware from BIOS to UEFI.

**Correct Answer:** AE

**Section:** (none)

**Explanation**



**Explanation/Reference:**

Reference: <https://docs.microsoft.com/en-us/windows-hardware/manufacture/desktop/boot-to-uefi-mode-or-legacy-bios-mode>

### QUESTION 9

Your network contains an Active Directory domain. The domain contains 2,000 computers that run Windows 10.

You implement hybrid Microsoft Azure Active Directory (Azure AD) and Microsoft Intune.

You need to automatically register all the existing computers to Azure AD and enroll the computers in Intune. The solution must minimize administrative effort.

What should you use?

- A. An Autodiscover address record.
- B. A Windows AutoPilot deployment profile.
- C. An Autodiscover service connection point (SCP).



D. A Group Policy object (GPO).

**Correct Answer:** B

**Section:** (none)

**Explanation**

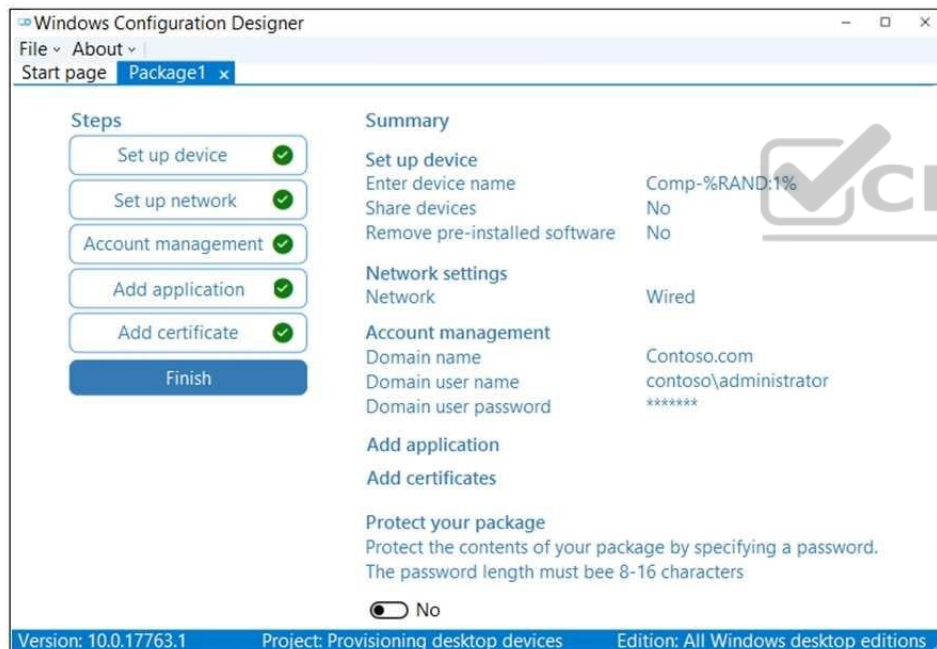
**Explanation/Reference:**

Reference: <https://techcommunity.microsoft.com/t5/Windows-IT-Pro-Blog/Windows-Autopilot-Hybrid-Azure-AD-join-and-automatic/ba-p/286126>

### QUESTION 10

Your network contains an Active Directory domain named contoso.com.

You create a provisioning package named Package1 as shown in the following exhibit.



What is the maximum number of devices on which you can run Package1 successfully?

A .....8

B ..... 11  
 CD. unlimited..... **Error! Bookmark not defined.**

**Correct Answer: B**

**Section: (none)**

**Explanation**

**Explanation/Reference:**

Explanation:

The device name uses a single random number (applied by %RAND:1%). This allows for 10 unique values (0 – 9).

### QUESTION 11

You have the 64-bit computers shown in the following table.

Name	Operating system	Memory	BitLocker Drive Encryption (BitLocker)
Computer1	32-bit version of Windows 7 Service Pack 1 (SP1)	1 GB	Enabled
Computer2	64-bit version of Windows 7 Service Pack 1 (SP1)	4 GB	Enabled
Computer3	32-bit version of Windows 8.1	2 GB	Enabled
Computer4	64-bit version of Windows 8.1	4 GB	Disabled

You plan to perform an in-place upgrade to the 64-bit version of Windows 10.

Which computers can you upgrade to the 64-bit version of Windows 10 in their current state?

- A. Computer2 and Computer4 only
- B. Computer4 only
- C. Computer3 and Computer4 only
- D. Computer1, Computer2, Computer3 and Computer4

E. Computer2, Computer3, and Computer4 only

**Correct Answer:** A

**Section:** (none)

**Explanation**

**Explanation/Reference:**

Reference: <https://docs.microsoft.com/en-us/windows/deployment/windows-10-deployment-scenarios>

### QUESTION 12

You have 200 computers that run Windows 10. The computers are joined to Microsoft Azure Active Directory (AD) and enrolled in Microsoft Intune.

You need to enable self-service password reset on the sign-in screen.

Which settings should you configure from the Microsoft Intune blade?

- A. Device configuration
- B. Device complianceC. Device enrollment
- D. Conditional access

**Correct Answer:** A

**Section:** (none)

**Explanation**

**Explanation/Reference:**

Reference:  
<https://docs.microsoft.com/en-us/azure/active-directory/authentication/tutorial-sspr-windows>

### QUESTION 13

**Note:** This question is part of a series of questions that present the same scenario. Each question in the series contains a unique solution that might meet the stated goals. Some question sets might have more than one correct solution, while others might not have a correct solution.

**After you answer a question in this section, you will NOT be able to return to it. As a result, these questions will not appear in the review screen.**

Your company uses Windows Update for Business.

The research department has several computers that have specialized hardware and software installed.



You need to prevent the video drivers from being updated automatically by using Windows Update.

Solution: From the Device Installation and Restrictions settings in a Group Policy object (GPO), you enable **Prevent installation of devices using drivers that match these device setup classes**, and then you enter the device GUID.

Does this meet the goal?

- A. Yes
- B. No

**Correct Answer:** B

**Section:** (none)

**Explanation**

**Explanation/Reference:**

Reference: [https://www.stigviewer.com/stig/microsoft\\_windows\\_server\\_2012\\_member\\_server/2013-07-25/finding/WN12-CC-000024](https://www.stigviewer.com/stig/microsoft_windows_server_2012_member_server/2013-07-25/finding/WN12-CC-000024)

#### QUESTION 14

**Note:** This question is part of a series of questions that present the same scenario. Each question in the series contains a unique solution that might meet the stated goals. Some question sets might have more than one correct solution, while others might not have a correct solution.

**After you answer a question in this section, you will NOT be able to return to it. As a result, these questions will not appear in the review screen.**

Your company uses Windows Update for Business.

The research department has several computers that have specialized hardware and software installed.

You need to prevent the video drivers from being updated automatically by using Windows Update.

Solution: From the Settings app, you clear the **Give me updates for other Microsoft products when I update Windows** check box.

Does this meet the goal?

- A. Yes
- B. No

**Correct Answer:** B

**Section:** (none)

**Explanation**

**Explanation/Reference:**

Reference:

[https://www.stigviewer.com/stig/microsoft\\_windows\\_server\\_2012\\_member\\_server/2013-07-25/finding/WN12-CC-000024](https://www.stigviewer.com/stig/microsoft_windows_server_2012_member_server/2013-07-25/finding/WN12-CC-000024)

**QUESTION 15**

**Note:** This question is part of a series of questions that present the same scenario. Each question in the series contains a unique solution that might meet the stated goals. Some question sets might have more than one correct solution, while others might not have a correct solution.

**After you answer a question in this section, you will NOT be able to return to it. As a result, these questions will not appear in the review screen.**

Your company uses Windows Update for Business.

The research department has several computers that have specialized hardware and software installed.

You need to prevent the video drivers from being updated automatically by using Windows Update.

**Solution:** From the Device Installation settings in a Group Policy object (GPO), you enable Specify search order for device driver source locations, and then you select **Do not search Windows Update**.

Does this meet the goal?

- A. Yes
- B. No

**Correct Answer:** A

**Section:** (none)

**Explanation**

**Explanation/Reference:**

Reference: [https://www.stigviewer.com/stig/microsoft\\_windows\\_server\\_2012\\_member\\_server/2013-07-25/finding/WN12-CC-000024](https://www.stigviewer.com/stig/microsoft_windows_server_2012_member_server/2013-07-25/finding/WN12-CC-000024)

**QUESTION 16**

**Note:** This question is part of a series of questions that present the same scenario. Each question in the series contains a unique solution that might meet the stated goals. Some question sets might have more than one correct solution, while others might not have a correct solution.

**After you answer a question in this section, you will NOT be able to return to it. As a result, these questions will not appear in the review screen.**

You need to ensure that feature and quality updates install automatically during a maintenance window.

Solution: In Group policy, from the Windows Update settings, you enable **Configure Automatic Updates**, select **3 – Auto download and notify for Install**, and then enter a time.

Does this meet the goal?

- A. Yes
- B. No

**Correct Answer: B**

**Section: (none)**

**Explanation**

**Explanation/Reference:**

Reference:

<https://docs.microsoft.com/en-us/sccm/sum/deploy-use/automatically-deploy-software-updates>

#### **QUESTION 17**

**Note: This question is part of a series of questions that present the same scenario. Each question in the series contains a unique solution that might meet the stated goals. Some question sets might have more than one correct solution, while others might not have a correct solution.**

**After you answer a question in this section, you will NOT be able to return to it. As a result, these questions will not appear in the review screen.**

You have a Microsoft 365 subscription.

You have 20 computers that run Windows 10 and are joined to Microsoft Azure Active Directory (Azure AD).

You plan to replace the computers with new computers that run Windows 10. The new computers will be joined to Azure AD.

You need to ensure that the desktop background, the favorites, and the browsing history are available on the new computers.

Solution: You configure Enterprise State Roaming.

Does this meet the goal?

- A. Yes
- B. No

**Correct Answer: A**

**Section: (none)**

**Explanation**

**Explanation/Reference:**

Reference:

<https://docs.microsoft.com/en-us/azure/active-directory/devices/enterprise-state-roaming-windows-settings-reference>

**QUESTION 18**

**Note:** This question is part of a series of questions that present the same scenario. Each question in the series contains a unique solution that might meet the stated goals. Some question sets might have more than one correct solution, while others might not have a correct solution.

**After you answer a question in this section, you will NOT be able to return to it. As a result, these questions will not appear in the review screen.**

You have a Microsoft 365 subscription.

You have 20 computers that run Windows 10 and are joined to Microsoft Azure Active Directory (Azure AD).

You plan to replace the computers with new computers that run Windows 10. The new computers will be joined to Azure AD.

You need to ensure that the desktop background, the favorites, and the browsing history are available on the new computers.

Solution: You configure roaming user profiles.

Does this meet the goal?

A. Yes

B. No



**Correct Answer:** B

**Section:** (none)

**Explanation**

**Explanation/Reference:**

Reference:

<https://docs.microsoft.com/en-us/windows-server/storage/folder-redirection/deploy-roaming-user-profiles>

**QUESTION 19**

You have a Microsoft Azure subscription that contains an Azure Log Analytics workspace.

You deploy a new computer named Computer1 that runs Windows 10. Computer1 is in a workgroup.

You need to ensure that you can use Log Analytics to query events from Computer1.

What should you do on Computer1?

- A. Configure the commercial ID
- B. Join Azure Active Directory (Azure AD)
- C. Create an event subscription
- D. Install the Microsoft Monitoring Agent

**Correct Answer:** D

**Section:** (none)

**Explanation**

**Explanation/Reference:**

Reference:

<https://docs.microsoft.com/en-us/azure/azure-monitor/platform/agent-windows>

## QUESTION 20

Your company has a Microsoft Azure Active Directory (Azure AD) tenant.

The company has a Volume Licensing Agreement and uses a product key to activate Windows 10.

You plan to deploy Windows 10 Pro to 200 new computers by using the Microsoft Deployment Toolkit (MDT) and Windows Deployment Services (WDS).

You need to ensure that the new computers will be configured to have the correct product key during the installation.

What should you configure?

- A. a WDS boot image
- B. an MDT task sequence
- C. the Device settings in Azure AD
- D. a Windows AutoPilot deployment profile

**Correct Answer:** B

**Section:** (none)

**Explanation**

**Explanation/Reference:**

Reference: <https://docs.microsoft.com/en-us/windows/deployment/deploy-windows-mdt/deploy-a-windows-10-image-using-mdt#a-href-idsec08astep-8-deploy-the-windows-10client-image>



**QUESTION 21**

Your network contains an Active Directory domain that is synced to Microsoft Azure Active Directory (Azure AD). The domain contains 500 laptops that run Windows 8.1 Professional. The users of the laptops work from home.

Your company uses Microsoft Intune, the Microsoft Deployment Toolkit (MDT), and Windows Configuration Designer to manage client computers.

The company purchases 500 licenses for Windows 10 Enterprise.

You verify that the hardware and applications on the laptops are compatible with Windows 10.

The users will bring their laptop to the office, where the IT department will deploy Windows 10 to the laptops while the users wait.

You need to recommend a deployment method for the laptops that will retain their installed applications. The solution must minimize how long it takes to perform the deployment.

What should you include in the recommendation?

- A. an in-place upgrade
- B. a clean installation by using a Windows Configuration Designer provisioning package
- C. Windows AutoPilot
- D. a clean installation and the User State Migration Tool (USMT)

**Correct Answer: A**

**Section: (none)**

**Explanation**

**Explanation/Reference:**

Reference:

<https://docs.microsoft.com/en-us/windows/deployment/windows-10-deployment-scenarios#in-place-upgrade>

**QUESTION 22**

You have a computer named Computer5 that has Windows 10 installed.

You create a Windows PowerShell script named config.ps1.

You need to ensure that config.ps1 runs after feature updates are installed on Computer5.

Which file should you modify on Computer5?

- A. Unattend.xml

- B. Unattend.bat
- C. SetupConfig.ini
- D. LiteTouch.wsf

**Correct Answer:** C

**Section:** (none)

**Explanation**

**Explanation/Reference:**

Reference:

<https://www.joseespitia.com/2017/06/01/how-to-run-a-post-script-after-a-windows-10-feature-upgrade/>

### QUESTION 23

Your network contains an Active Directory forest. The forest contains a single domain and three sites named Site1, Site2, and Site3. Each site is associated to two subnets. Site1 contains two subnets named SubnetA and SubnetB.

All the client computers in the forest run Windows 10. Delivery Optimization is enabled.

You have a computer named Computer1 that is in SubnetA.

From which hosts will Computer1 download updates?

- A. the computers in Site1 only
- B. any computer in the domain
- C. the computers in SubnetA only
- D. any computer on the network

**Correct Answer:** C

**Section:** (none)

**Explanation**

**Explanation/Reference:**

Explanation:

Delivery Optimization allows updates from other clients that connect to the Internet using the same public IP as the target client (NAT).

Reference:

<https://docs.microsoft.com/en-us/windows/deployment/update/waas-delivery-optimization>

### QUESTION 24

Your company standardizes on Windows 10 Enterprise for all users.

Some users purchase their own computer from a retail store. The computers run Windows 10 Pro.

You need to recommend a solution to upgrade the computers to Windows 10 Enterprise, join the computers to Microsoft Azure Active Directory (Azure AD), and install several Microsoft Store apps. The solution must meet the following requirements:

- Ensure that any applications installed by the users are retained. ▪
- Minimize user intervention.

What is the best recommendation to achieve the goal? More than one answer choice may achieve the goal. Select the **BEST** answer.

- A. Microsoft Deployment ToolKit (MDT)
- B. Windows Deployment Services (WDS)
- C. a Windows Configuration Designer provisioning package
- D. Windows AutoPilot

**Correct Answer:** C

**Section:** (none)

**Explanation**

**Explanation/Reference:**

Explanation:

You use Windows Configuration Designer to create a provisioning package (.ppkg) that contains customization settings. You can apply the provisioning package to a device running Windows 10.

Incorrect Answers:

- A: Microsoft Deployment Toolkit (MDT) allows you to automate the deployment of Windows operating systems in your organization. It is not used to upgrade to Windows 10 Enterprise.
- B: Windows Deployment Services (WDS) is the revised version of Remote Installation Services (RIS). WDS enables the deployment of Windows operating systems. You can use it to set up new computers using network-based installations. It is not used to upgrade to Windows 10 Enterprise.
- D: Windows Autopilot is a user-driven mode designed to minimize intervention of the IT administrator.

Reference: <https://docs.microsoft.com/en-us/windows/deployment/upgrade/windows-10-edition-upgrades>

<https://docs.microsoft.com/en-us/windows/configuration/provisioning-packages/provisioning-create-package>

## QUESTION 25

You install a feature update on a computer that runs Windows 10.



How many days do you have to roll back the update?

- A. 5
- B. 10
- C. 14
- D. 30

**Correct Answer:** B

**Section:** (none)

**Explanation**

**Explanation/Reference:**

Explanation:

Microsoft has changed the time period associated with operating system rollbacks with Windows 10 version 1607, decreasing it to 10 days. Previously, Windows 10 had a 30-day rollback period.

Reference:

<https://redmondmag.com/articles/2016/08/04/microsoft-shortens-windows-10-rollback-period.aspx>

#### QUESTION 26

**Note:** This question is part of a series of questions that present the same scenario. Each question in the series contains a unique solution that might meet the stated goals. Some question sets might have more than one correct solution, while others might not have a correct solution.

**After you answer a question in this section, you will NOT be able to return to it. As a result, these questions will not appear in the review screen.**

Your company uses Windows Update for Business.

The research department has several computers that have specialized hardware and software installed.

You need to prevent the video drivers from being updated automatically by using Windows Update.

Solution: From the Windows Update settings in a Group Policy object (GPO), you enable **Do not include drivers with Windows Updates**.

Does this meet the goal?

- A. Yes
- B. No

**Correct Answer:** A

**Section:** (none)

## Explanation

### Explanation/Reference:

Reference:

[https://www.stigviewer.com/stig/microsoft\\_windows\\_server\\_2012\\_member\\_server/2013-07-25/finding/WN12-CC-000024](https://www.stigviewer.com/stig/microsoft_windows_server_2012_member_server/2013-07-25/finding/WN12-CC-000024)

### QUESTION 27

**Note:** This question is part of a series of questions that present the same scenario. Each question in the series contains a unique solution that might meet the stated goals. Some question sets might have more than one correct solution, while others might not have a correct solution.

**After you answer a question in this section, you will NOT be able to return to it. As a result, these questions will not appear in the review screen.**

Your company uses Windows Autopilot to configure the computer settings of computers issued to users.

A user named User1 has a computer named Computer1 that runs Windows 10.

User1 leaves the company.

You plan to transfer the computer to a user named User2.

You need to ensure that when User2 first starts the computer, User2 is prompted to select the language setting and to agree to the license agreement.

Solution: You perform a local Windows Autopilot Reset.

Does this meet the goal?

A. Yes

B. No

**Correct Answer: B**

**Section: (none)**

### Explanation

### Explanation/Reference:

Reference:

<https://docs.microsoft.com/en-us/windows/deployment/windows-autopilot/windows-autopilot-reset>

### QUESTION 28

You have a Microsoft 365 subscription.

A remote user purchases a laptop from a retail store. The laptop is intended for company use and has Windows 10 Pro edition installed.

You need to configure the laptop to meet the following requirements:

- Modify the layout of the Start menu
- Upgrade Windows 10 to Windows 10 Enterprise
- Join the laptop to a Microsoft Azure Active Directory (Azure AD) domain named contoso.com

The solution must minimize how long it takes for the user to apply the configurations.

What should you do?

- A. Create a custom Windows image (.wim) file that contains an image of Windows 10 Enterprise and upload the file to a Microsoft
- B. Create a provisioning package (.ppkg) file and email the file to the user
- C. Create a Windows To Go workspace and ship the workspace to the user
- D. Create a Sysprep Unattend (.xml) file and email the file to the user

**Correct Answer:** B

**Section:** (none)

**Explanation**

**Explanation/Reference:**

Reference: <https://docs.microsoft.com/en-us/windows/configuration/provisioning-packages/provisioning-packages>

### QUESTION 29

You have a Microsoft 365 subscription. All devices run Windows 10.

You need to prevent users from enrolling the devices in the Windows Insider Program.

What should you configure from Microsoft 365 Device Management? Each correct answer presents part of the solution.

**NOTE:** Each correct selection is worth one point.

- A. a Windows 10 security baseline
- B. an app configuration policy
- C. a custom device configuration profile
- D. a Windows 10 update ring
- E. a device restrictions device configuration profile

**Correct Answer:** D

**Section:** (none)

**Explanation**

**Explanation/Reference:**

### QUESTION 30

Your network contains an Active Directory domain named contoso.com that syncs to Azure Active Directory (Azure AD).

Existing on-premises computers are managed by using Microsoft Endpoint Configuration Manager. You configure contoso.com for co-management.

You deploy 100 new devices that run Windows 10. The devices are joined to Azure AD and enrolled in Microsoft Intune.

You need to ensure that the devices are co-managed.

What should you create in Intune first?

- A. a conditional access policy
- B. a device compliance policy
- C. an app for the Endpoint Configuration Manager client
- D. a device configuration profile
- E. an app configuration policy



**Correct Answer:** C

**Section:** (none)

**Explanation**

**Explanation/Reference:**

Explanation:

For new internet-based devices, you need to create an app in Intune. Deploy this app to Windows 10 devices that aren't already Configuration Manager clients. This scenario is when you have new Windows 10 devices that join Azure AD and automatically enroll to Intune. You install the Configuration Manager client to reach a co-management state.

Reference: <https://docs.microsoft.com/en-us/configmgr/comanage/how-to-prepare-win10>

### QUESTION 31

Your network contains an Active Directory domain named contoso.com that syncs to Azure Active Directory (Azure AD).

The Active Directory domain contains 200 computers that run Windows 10. The computers are managed by using Microsoft System Center Configuration Manager (Current Branch).

You need to pilot co-management for only five of the computers.

What should you create first?

- A. a domain local distribution group in Active Directory
- B. an Intune Connector for Active Directory
- C. a device collection in Configuration Manager
- D. a dynamic device group in Azure AD

**Correct Answer: C**

**Section: (none)**

**Explanation**

**Explanation/Reference:**

Explanation:

The Pilot Intune setting switches the associated workload only for the devices in the pilot collection.

Note: When you enable co-management, you'll assign a collection as a Pilot group. This is a group that contains a small number of clients to test your comanagement configurations. We recommend you create a suitable collection before you start the procedure. Then you can select that collection without exiting the procedure to do so.

Reference: <https://docs.microsoft.com/en-us/configmgr/comanage/tutorial-co-manage-new-devices>

### **QUESTION 32**

You have a Microsoft 365 subscription.

You have 20 computers that run Windows 10 and are joined to Microsoft Azure Active Directory (Azure AD).

You plan to replace the computers with new computers that run Windows 10. The new computers will be joined to Azure AD.

You need to ensure that the desktop background, the favorites, and the browsing history are available on the new computers.

What should you use?

- A. Folder Redirection



- B. The Microsoft SharePoint Migration Tool
- C. Enterprise State Roaming
- D. Roaming user profiles

**Correct Answer:** C

**Section:** (none)

**Explanation**

**Explanation/Reference:**

Reference:

<https://docs.microsoft.com/en-us/azure/active-directory/devices/enterprise-state-roaming-windows-settings-reference>

### QUESTION 33

**Note:** This question is part of a series of questions that present the same scenario. Each question in the series contains a unique solution that might meet the stated goals. Some question sets might have more than one correct solution, while others might not have a correct solution.

**After you answer a question in this section, you will NOT be able to return to it. As a result, these questions will not appear in the review screen.**

You have a computer named Computer1 that runs Windows 10.

You save a provisioning package named Package1 to a folder named C:\Folder1.

You need to apply Package1 to Computer1.

Solution: From the Settings app, you select **Access work or school**, and then you select **Add or remove a provisioning package**.

Does this meet the goal?

- A. Yes
- B. No

**Correct Answer:** A

**Section:** (none)

**Explanation**

**Explanation/Reference:**

Explanation:

To install a provisioning package, navigate to Settings > Accounts > Access work or school > Add or remove a provisioning package > Add a package, and select the package to install.

Reference:

<https://docs.microsoft.com/en-us/windows/configuration/provisioning-packages/provisioning-apply-package>

#### QUESTION 34

**Note:** This question is part of a series of questions that present the same scenario. Each question in the series contains a unique solution that might meet the stated goals. Some question sets might have more than one correct solution, while others might not have a correct solution.

**After you answer a question in this section, you will NOT be able to return to it. As a result, these questions will not appear in the review screen.**

You have a computer named Computer1 that runs Windows 10.

You save a provisioning package named Package1 to a folder named C:\Folder1.

You need to apply Package1 to Computer1.

Solution: From File Explorer, you go to C:\Folder1, and then you double-click the **Package1.ppkg** file.

Does this meet the goal?

A. Yes

B. No



**Correct Answer:** B

**Section:** (none)

**Explanation**

**Explanation/Reference:**

Explanation:

To install a provisioning package, navigate to Settings > Accounts > Access work or school > Add or remove a provisioning package > Add a package, and select the package to install.

Reference:

<https://docs.microsoft.com/en-us/windows/configuration/provisioning-packages/provisioning-apply-package>

#### QUESTION 35

**Note:** This question is part of a series of questions that present the same scenario. Each question in the series contains a unique solution that might meet the stated goals. Some question sets might have more than one correct solution, while others might not have a correct solution.

**After you answer a question in this section, you will NOT be able to return to it. As a result, these questions will not appear in the review screen.**

You have a computer named Computer1 that runs Windows 10.

You save a provisioning package named Package1 to a folder named C:\Folder1.

You need to apply Package1 to Computer1.

Solution: At a command prompt, you change the current folder to **C:\Folder1**, and then you run the `RegSvr32.exe Package1.ppkg` command.

Does this meet the goal?

- A. Yes
- B. No

**Correct Answer: B**

**Section: (none)**

**Explanation**

**Explanation/Reference:**

Explanation:

To install a provisioning package, navigate to Settings > Accounts > Access work or school > Add or remove a provisioning package > Add a package, and select the package to install.

Reference:

<https://docs.microsoft.com/en-us/windows/configuration/provisioning-packages/provisioning-apply-package>

### QUESTION 36

You manage 1,000 computers that run Windows 10. All the computers are enrolled in Microsoft Intune. You manage the servicing channel settings of the computers by using Intune.

You need to review the servicing status of a computer.

What should you do?

- A. From Device configuration - Profiles, view the device status.
- B. From Device compliance, view the device compliance.
- C. From Software updates, view the audit logs.
- D. From Software updates, view the Per update ring deployment state.

**Correct Answer: D**

**Section: (none)**

**Explanation**

**Explanation/Reference:**

Reference:

<https://docs.microsoft.com/en-us/intune/windows-update-compliance-reports>

**QUESTION 37**

You have an Azure Active Directory (Azure AD) tenant named contoso.com.

You plan to use Windows Autopilot to configure the Windows 10 devices shown in the following table.

Name	Memory	TPM
Device1	16 GB	None
Device2	8 GB	Version 1.2
Device3	4 GB	Version 2.0

Which devices can be configured by using Windows Autopilot self-deploying mode?

- A. Device2 and Device3 only
- B. Device3 only
- C. Device2 only
- D. Device1, Device2, and Device3

**Correct Answer: B**

**Section: (none)**

**Explanation**

**Explanation/Reference:**

Reference: <https://docs.microsoft.com/en-us/windows/deployment/windows-autopilot/self-deploying>

**QUESTION 38**

You use Microsoft Intune to manage client computers. The computers run one of the following operating systems:

- Windows 8.1
- Windows 10 Pro
- Windows 10 Enterprise
- Windows 10 Enterprise LTSC

You plan to manage Windows updates on the computers by using update rings.

Which operating systems support update rings?

- A. Windows 10 Pro, Windows 10 Enterprise, and Windows 10 Enterprise LTSC only
- B. Windows 8.1, Windows 10 Pro, Windows 10 Enterprise, and Windows 10 Enterprise LTSC
- C. Windows 10 Enterprise and Windows 10 Enterprise LTSC only
- D. Windows 10 Pro and Windows 10 Enterprise only

**Correct Answer:** D

**Section:** (none)

**Explanation**

**Explanation/Reference:**

Reference:

<https://docs.microsoft.com/en-us/mem/intune/protect/windows-update-for-business-configure>

#### QUESTION 39

You have a computer named Computer1 that runs Windows 8.1.

You plan to perform an in-place upgrade of Computer1 to Windows 10 by using an answer file.

You need to identify which tool to use to create the answer file.

What should you identify?

- A. System Configuration (Msconfig.exe)
- B. Windows Configuration Designer
- C. Windows System Image Manager (Windows SIM)
- D. Windows Deployment Services (WDS)

**Correct Answer:** C

**Section:** (none)

**Explanation**

**Explanation/Reference:**

Reference: <https://thesleepyadmins.com/2019/05/31/create-windows-10-answer-file/>

#### QUESTION 40

Your network contains an Active Directory domain. The domain contains 10 computers that run Windows 8.1 and use local user profiles.

You deploy 10 new computers that run Windows 10 and join the computers to the domain.

You need to migrate the user profiles from the Windows 8.1 computers to the Windows 10 computers.

What should you do?

- A. From the Windows 8.1 computer of each user, run `imagex.exe/capture`, and then from the Windows 10 computer of each user, run `imagex.exe/apply`.
- B. Configure roaming user profiles for the users. Instruct the users to first sign in to and out of their Windows 8.1 computer and then to sign in to their Windows 10 computer.
- C. From the Windows 8.1 computer of each user, run `scanstate.exe`, and then from the Windows 10 computer of each user, run `loadstate.exe`.
- D. Configure Folder Redirection for the users. Instruct the users to first sign in to and out of their Windows 8.1 computer, and then to sign in to their Windows 10 computer.

**Correct Answer: C**

**Section: (none)**

**Explanation**

**Explanation/Reference:**

Explanation:

The ScanState command is used with the User State Migration Tool (USMT) 10.0 to scan the source computer, collect the files and settings, and create a store.

Reference: <https://docs.microsoft.com/en-us/windows/deployment/usmt/usmt-scanstate-syntax> <https://docs.microsoft.com/en-us/windows/deployment/usmt/usmt-loadstate-syntax>



## Policies and Profiles

### Testlet 1

This is a case study. Case studies are not timed separately. You can use as much exam time as you would like to complete each case. However, there may be additional case studies and sections on this exam. You must manage your time to ensure that you are able to complete all questions included on this exam in the time provided.

To answer the questions included in a case study, you will need to reference information that is provided in the case study. Case studies might contain exhibits and other resources that provide more information about the scenario that is described in the case study. Each question is independent of the other questions in this case study.

At the end of this case study, a review screen will appear. This screen allows you to review your answers and to make changes before you move to the next section of the exam. After you begin a new section, you cannot return to this section.

#### To start the case study

To display the first question in this case study, click the **Next** button. Use the buttons in the left pane to explore the content of the case study before you answer the questions. Clicking these buttons displays information such as business requirements, existing environment, and problem statements. When you are ready to answer a question, click the **Question** button to return to the question.

#### General Overview

Litware, Inc. is an international manufacturing company that has 3,000 employees. The company has sales, marketing, research, human resources (HR), development, and IT departments.

Litware has two main offices in New York and Los Angeles. Litware has five branch offices in Asia.

#### Existing Environment

##### Current Business Model

The Los Angeles office has 500 developers. The developers work flexible hours ranging from 11 AM to 10 PM.

Litware has a Microsoft Endpoint Configuration Manager deployment.

During discovery, the company discovers a process where users are emailing bank account information of its customers to internal and external recipients.

##### Current Environment

The network contains an Active Directory domain that is synced to Microsoft Azure Active Directory (Azure AD). The functional level of the forest and the domain is Windows Server 2012 R2. All domain controllers run Windows Server 2012 R2.

Litware has the computers shown in the following table.

Department	Windows version	Management platform	Domain-joined
Marketing	8.1	Endpoint Configuration Manager	Hybrid Azure-AD joined
Research	10	Endpoint Configuration Manager	Hybrid Azure-AD joined
HR	8.1	Endpoint Configuration Manager	Hybrid Azure-AD joined
Developers	10	Microsoft Intune	Azure AD-joined
Sales	10	Microsoft Intune	Azure AD-joined

The development department uses projects in Azure DevOps to build applications.

Most of the employees in the sales department are contractors. Each contractor is assigned a computer that runs Windows 10. At the end of each contract, the computer is assigned to a different contractor. Currently, the computers are re-provisioned manually by the IT department.

### Problem Statements

Litware identifies the following issues on the network:

- Employees in the Los Angeles office report slow Internet performance when updates are downloading. The employees also report that the updates frequently consume considerable resources when they are installed. The Update settings are configured as shown in the Updates exhibit. (Click the Updates button.)
- Management suspects that the source code for the proprietary applications in Azure DevOps is being shared externally.
- Re-provisioning the sales department computers is too time consuming.

### Requirements

#### Business Goals

Litware plans to transition to co-management for all the company-owned Windows 10 computers. Whenever possible, Litware wants to minimize hardware and software costs.

#### Device Management Requirements

Litware identifies the following device management requirements:

- Prevent the sales department employees from forwarding email that contains bank account information.
- Ensure that Microsoft Edge Favorites are accessible from all computers to which the developers sign in.
- Prevent employees in the research department from copying patented information from trusted applications to untrusted applications.

#### Technical Requirements

Litware identifies the following technical requirements for the planned deployment:



- Re-provision the sales department computers by using Windows AutoPilot.
- Ensure that the projects in Azure DevOps can be accessed from the corporate network only.
- Ensure that users can sign in to the Azure AD-joined computers by using a PIN. The PIN must expire every 30 days.
- Ensure that the company name and logo appears during the Out of Box Experience (OOBE) when using Windows AutoPilot.

## Exhibits

### Updates

Create Windows 10 update ring

Windows 10

✓ Basics **Update ring settings** ? Assignments ? Review + create

Update settings ⓘ

Servicing channel ⓘ Semi-Annual Channel ▼

\* Microsoft product updates ⓘ Allow Block

\* Windows drivers ⓘ Allow Block

\* Quality update deferral period (days) ⓘ 7

\* Feature update deferral period (days) ⓘ 14

\* Set feature update uninstall period (2 - 60 days) ⓘ 10

User experience settings

Automatic update behavior ⓘ Auto install at maintenance time ▼

Active hours start ⓘ 8 AM ▼

Active hours end ⓘ 5 PM ▼

Restart checks ⓘ Allow Skip

Option to pause Windows updates ⓘ Enable Disable

Option to check for Windows updates ⓘ Enable Disable

Require user's approval to restart outside of work hours ⓘ Required **Not configured**

Remind user prior to required auto-restart with dismissible reminder (hours) ⓘ Number of hours 2, 4, 8, 12, or 24

Remind user prior to required auto-restart with permanent reminder (minutes) ⓘ Number of minutes 15, 30, or 60



### QUESTION 1

What should you use to meet the technical requirements for Azure DevOps?

- A. An app protection policy
- B. Windows Information Protection (WIP)
- C. Conditional access
- D. A device configuration profile

**Correct Answer:** C

**Section:** (none)

**Explanation**

**Explanation/Reference:**

Reference: <https://docs.microsoft.com/en-us/azure/devops/organizations/accounts/manage-conditional-access?view=azure-devops>

### QUESTION 2

What should you upgrade before you can configure the environment to support co-management?

- A. the domain functional level
- B. Microsoft Endpoint Configuration Manager
- C. the domain controllers
- D. Windows Server Update Services (WSUS)

**Correct Answer:** B

**Section:** (none)

**Explanation**

**Explanation/Reference:**

Reference: <https://docs.microsoft.com/en-us/sccm/comanage/tutorial-co-manage-clients>

### QUESTION 3

You need to meet the device management requirements for the developers.

What should you implement?

- A. Enterprise State Roaming

- B. folder redirection
- C. home folders
- D. known folder redirection in Microsoft OneDrive

**Correct Answer:** A

**Section:** (none)

**Explanation**

**Explanation/Reference:**

Explanation:

Litware identifies the following device management requirements:

- Ensure that Microsoft Edge Favorites are accessible from all computers to which the developers sign in.

Enterprise State Roaming allows for the synchronization of Microsoft Edge browser setting, including favorites and reading list, across devices.

Reference:

<https://docs.microsoft.com/en-us/azure/active-directory/devices/enterprise-state-roaming-windows-settings-reference>



## Policies and Profiles

### Testlet 2

This is a case study. Case studies are not timed separately. You can use as much exam time as you would like to complete each case. However, there may be additional case studies and sections on this exam. You must manage your time to ensure that you are able to complete all questions included on this exam in the time provided.

To answer the questions included in a case study, you will need to reference information that is provided in the case study. Case studies might contain exhibits and other resources that provide more information about the scenario that is described in the case study. Each question is independent of the other questions in this case study.

At the end of this case study, a review screen will appear. This screen allows you to review your answers and to make changes before you move to the next section of the exam. After you begin a new section, you cannot return to this section.

### To start the case study

To display the first question in this case study, click the **Next** button. Use the buttons in the left pane to explore the content of the case study before you answer the questions. Clicking these buttons displays information such as business requirements, existing environment, and problem statements. When you are ready to answer a question, click the **Question** button to return to the question.

### Overview

Contoso, Ltd, is a consulting company that has a main office in Montreal and two branch offices in Seattle and New York.

Contoso has the users and computers shown in the following table.

Location	Users	Laptops	Desktop computers	Mobile devices
Montreal	2,500	2,800	300	3,100
Seattle	1,000	1,100	200	1,500
New York	300	320	30	400

The company has IT, human resources (HR), legal (LEG), marketing (MKG) and finance (FIN) departments.

Contoso uses Microsoft Store for Business and recently purchased a Microsoft 365 subscription.

The company is opening a new branch office in Phoenix. Most of the users in the Phoenix office will work from home.

### Existing Environment

The network contains an Active Directory domain named contoso.com that is synced to Microsoft Azure Active Directory (Azure AD).

All member servers run Windows Server 2016. All laptops and desktop computers run Windows 10 Enterprise.

The computers are managed by using Microsoft Endpoint Configuration Manager. The mobile devices are managed by using Microsoft Intune.

The naming convention for the computers is the department acronym, followed by a hyphen, and then four numbers, for example, FIN-6785. All the computers are joined to the on-premises Active Directory domain.

Each department has an organizational unit (OU) that contains a child OU named Computers. Each computer account is in the Computers OU of its respective department.

### Intune Configuration

The domain has the users shown in the following table.

Name	Role	Member of
User1	Intune administrator	GroupA
User2	<i>None</i>	GroupB

User2 is a device enrollment manager (DEM) in Intune.

The devices enrolled in Intune are shown in the following table.

Name	Platform	Encryption	Member of
Device1	Android	Disabled	Group1
Device2	iOS	<i>Not applicable</i>	Group2, Group3
Device3	Android	Disabled	Group2, Group3
Device4	iOS	<i>Not applicable</i>	Group2

The device compliance policies in Intune are configured as shown in the following table.

Name	Platform	Require encryption	Assigned
Policy1	Android	Not configured	Yes
Policy2	iOS	<i>Not applicable</i>	Yes
Policy3	Android	Require	Yes

The device compliance policies have the assignments shown in the following table.

Name	Include	Exclude
Policy1	Group3	None
Policy2	Group2	Group3
Policy3	Group1	None

The device limit restrictions in Intune are configured as shown in the following table.

Priority	Name	Device limit	Assigned to
1	Restriction1	15	GroupB
2	Restriction2	10	GroupA
Default	All users	5	All users

## Requirements

### Planned Changes

Contoso plans to implement the following changes:

- Provide new computers to the Phoenix office users. The new computers have Windows 10 Pro preinstalled and were purchased already.
- Start using a free Microsoft Store for Business app named App1.
- Implement co-management for the computers.

### Technical Requirements

Contoso must meet the following technical requirements:

- Ensure that the users in a group named Group4 can only access Microsoft Exchange Online from devices that are enrolled in Intune.
- Deploy Windows 10 Enterprise to the computers of the Phoenix office users by using Windows Autopilot.
- Monitor the computers in the LEG department by using Windows Analytics.
- Create a provisioning package for new computers in the HR department.
- Block iOS devices from sending diagnostic and usage telemetry data.
- Use the principle of least privilege whenever possible.
- Enable the users in the MKG department to use App1.
- Pilot co-management for the IT department.

## QUESTION 1

You need to meet the technical requirements for the iOS devices.

Which object should you create in Intune?

- A. A compliance policy
- B. An app protection policy
- C. A deployment profile
- D. A device configuration profile

**Correct Answer: D**

**Section: (none)**

**Explanation**

**Explanation/Reference:**

Explanation:

Scenario: Technical requirements include: Block iOS devices from sending diagnostic and usage telemetry data.

Intune includes device restriction policies that help administrators control Android, iOS, macOS, and Windows devices. These restrictions let you control a wide range of settings and features to protect your organization's resources. For example, administrators can:

Allow or block the device camera

Control access to Google Play, app stores, viewing documents, and gaming

Block built-in apps, or create a list of apps that allowed or prohibited

Allow or prevent backing up files to cloud and storage accounts

Set a minimum password length, and block simple passwords

Reference: <https://docs.microsoft.com/en-us/intune/device-restrictions-configure>

## QUESTION 2

You need to meet the technical requirements for the IT department.

What should you do first?

- A. From the Azure Active Directory blade in the Azure portal, enable Seamless single sign-on.
- B. From the Configuration Manager console, add an Intune subscription.
- C. From the Azure Active Directory blade in the Azure portal, configure the Mobility (MDM and MAM) settings.
- D. From the Microsoft Intune blade in the Azure portal, configure the Windows enrollment settings.

**Correct Answer:** C

**Section:** (none)

**Explanation**

**Explanation/Reference:**

Reference:

<https://docs.microsoft.com/en-us/sccm/comanage/tutorial-co-manage-clients>





## Policies and Profiles

### Question Set 3

#### QUESTION 1

You need to assign the same deployment profile to all the computers that are configured by using Windows Autopilot.

Which two actions should you perform? Each correct answer presents part of the solution.



<https://vceplus.com/> NOTE: Each

correct selection is worth one point.

- A. Join the computers to Microsoft Azure Active Directory (Azure AD)
- B. Assign a Windows Autopilot deployment profile to a group
- C. Join the computers to an on-premises Active Directory domain
- D. Create a Microsoft Azure Active Directory (Azure AD) group that has dynamic membership rules and uses the operatingSystem tag
- E. Create a Group Policy object (GPO) that is linked to a domain
- F. Create a Microsoft Azure Active Directory (Azure AD) group that has dynamic membership rules and uses the ZTDID tag

**Correct Answer:** BF

**Section:** (none)

**Explanation**

**Explanation/Reference:** Reference: <https://www.petervanderwoude.nl/post/automatically-assign-windows-autopilot-deployment-profile-to-windows-autopilot-devices/>

#### QUESTION 2

Your company has a Microsoft Azure Active Directory (Azure AD) tenant named contoso.com. All users have computers that run Windows 10. The computers are joined to Azure AD and managed by using Microsoft Intune.

You need to ensure that you can centrally monitor the computers by using Windows Analytics.

What should you create in Intune?

- A. a device configuration profile
- B. a conditional access policy
- C. a device compliance policy
- D. an update policy

**Correct Answer:** A

**Section:** (none)

**Explanation**

**Explanation/Reference:**

Reference: <https://www.sconfigmgr.com/2019/03/27/windows-analytics-onboarding-with-intune/>

### QUESTION 3

Your company has a System Center Configuration Manager deployment that uses hybrid mobile device management (MDM). All Windows 10 devices are Active Directory domain-joined.

You plan to migrate from hybrid MDM to Microsoft Intune standalone.

You successfully run the Intune Data Importer tool.

You need to complete the migration.

Which two actions should you perform? Each correct answer presents part of the solution.

**NOTE:** Each correct selection is worth one point.

- A. In Intune, add a device enrollment manager (DEM).
- B. Change the tenant MDM authority to Intune.
- C. Assign all users Intune licenses.
- D. Create a new Intune tenant.

**Correct Answer:** BC

**Section:** (none)

**Explanation**

**Explanation/Reference:**

Reference: <https://docs.microsoft.com/en-us/sccm/mdm/deploy-use/migrate-hybridmdm-to-intunesa> <https://docs.microsoft.com/en-us/sccm/mdm/deploy-use/migrate-prepare-intune>  
<https://docs.microsoft.com/en-us/sccm/mdm/deploy-use/change-mdm-authority>

#### QUESTION 4

Your company has 200 computers that run Windows 10. The computers are managed by using Microsoft Intune.

Currently, Windows updates are downloaded without using Delivery Optimization.

You need to configure the computers to use Delivery Optimization.

What should you create in Intune?

- A. a device configuration profile
- B. a device compliance policy
- C. an app protection policy
- D. a Windows 10 update ring

**Correct Answer:** A

**Section:** (none)

**Explanation**



**Explanation/Reference:**

Reference: <https://docs.microsoft.com/en-us/intune/delivery-optimization-windows>

#### QUESTION 5

You have 500 computers that run Windows 10. The computers are joined to Microsoft Azure Active Directory (Azure AD) and enrolled in Microsoft Intune.

You plan to distribute certificates to the computers by using Simple Certificate Enrollment Protocol (SCEP).

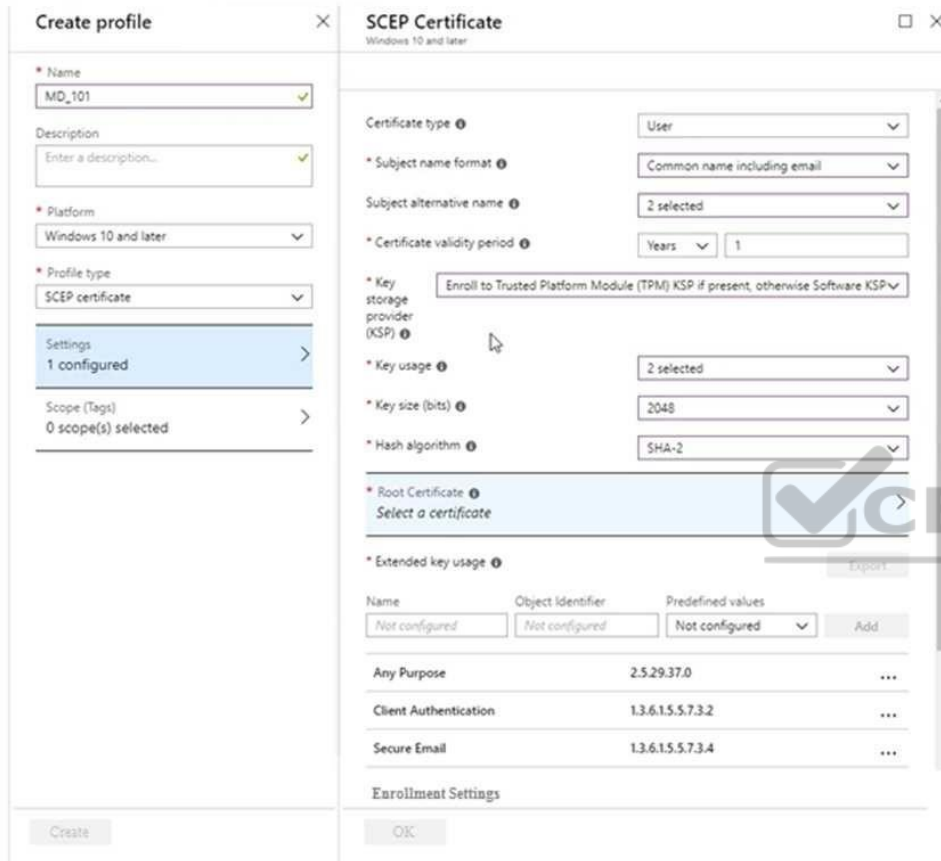
You have the servers shown in the following table.

Name	Configuration
Server1	Domain controller
Server2	Root certification authority (CA)
Server3	Subordinate certification authority (CA)
Server4	Network Device Enrollment Service (NDES)

NDES issues certificates from the subordinate CA.

You are configuring a device profile as shown in the exhibit. (Click the **Exhibit** tab.)

You need to complete the SCEP profile.



**Create profile**

\* Name: MD\_101 ✓

Description: Enter a description... ✓

\* Platform: Windows 10 and later

\* Profile type: SCEP certificate

Settings: 1 configured

Scope (Tags): 0 scope(s) selected

**SCEP Certificate**  
Windows 10 and later

Certificate type: User

\* Subject name format: Common name including email

Subject alternative name: 2 selected

\* Certificate validity period: Years 1

\* Key storage provider (KSP): Enroll to Trusted Platform Module (TPM) KSP if present, otherwise Software KSP

\* Key usage: 2 selected

\* Key size (bits): 2048

\* Hash algorithm: SHA-2

\* Root Certificate: Select a certificate

\* Extended key usage

Name	Object Identifier	Predefined values	
Not configured	Not configured	Not configured	Add
Any Purpose	2.5.29.37.0	...	
Client Authentication	1.3.6.1.5.5.7.3.2	...	
Secure Email	1.3.6.1.5.5.7.3.4	...	

Enrollment Settings

Create OK

On which server is the required root certificate located?

- A. Server1
- B. Server2
- C. Server3
- D. Server4

**Correct Answer:** D

**Section:** (none)

**Explanation**

**Explanation/Reference:**

#### **QUESTION 6**

You have 200 computers that run Windows 10. The computers are joined to Microsoft Azure Active Directory (Azure AD) and enrolled in Microsoft Intune.

You redirect Windows known folders to Microsoft OneDrive for Business.

Which folder will be included in the redirection?

- A. Saved Games
- B. Desktop
- C. Music
- D. Downloads

**Correct Answer:** B

**Section:** (none)

**Explanation**

**Explanation/Reference:**

Reference: <https://docs.microsoft.com/en-us/onedrive/redirect-known-folders>

#### **QUESTION 7**

You have a Microsoft Azure Active Directory (Azure AD) tenant. All corporate devices are enrolled in Microsoft Intune.

You have a web-based application named App1 that uses Azure AD to authenticate.

You need to prompt all users of App1 to agree to the protection of corporate data when they access App1 from both corporate and noncorporate devices.

What should you configure?

- A. Notifications in Device compliance
- B. Terms and Conditions in Device enrollment
- C. Terms of use in Conditional access



D. an Endpoint protection profile in Device configuration

**Correct Answer:** C

**Section:** (none)

**Explanation**

**Explanation/Reference:**

Reference: <https://docs.microsoft.com/en-us/azure/active-directory/conditional-access/terms-of-use>

### QUESTION 8

You have an Azure Active Directory (Azure AD) tenant named adatum.com. The tenant contains Windows 10 devices that are enrolled in Microsoft Intune.

You create an Azure Log Analytics workspace and add the Device Health Solution to the workspace.

You need to create a custom device configuration profile that will enroll the Windows 10 devices in Device Health.

Which OMA-URI should you add to the profile?

- A. ./Vendor/MSFT/DMClient/Provider/MS DM Server/Push
- B. ./Vendor/MSFT/DMClient/Provider/MS DM Server/CommercialID
- C. ./Vendor/MSFT/DMClient/Provider/MS DM Server/ManagementServerAddressList
- D. ./Vendor/MSFT/DMClient/Provider/MS DM Server/Push/ChannelURI

**Correct Answer:** B

**Section:** (none)

**Explanation**

**Explanation/Reference:**

Reference: <https://allthingscloud.blog/monitor-windows-10-updates-for-intune-mdm-enrolled-devices/>

### QUESTION 9

Your company plans to deploy Windows 10 to devices that will be configured for English use and other devices that will be configured for Korean use.

You need to create a single multivariant provisioning package for the planned devices.

You create the provisioning package.

What should you do next to add the language settings to the package?

- A. Modify the Customizations.xml file.
- B. Create a file named Languages.xml that contains a header for Korean.
- C. Modify the .ppkg file.
- D. Create a file named Languages.xml that contains a header for English.

**Correct Answer:** A

**Section:** (none)

**Explanation**

**Explanation/Reference:**

Explanation:

Follow these steps to create a provisioning package with multivariant capabilities.

1. Build a provisioning package and configure the customizations you want to apply during certain conditions.
2. After you've configured the settings, save the project.
3. Open the project folder and copy the customizations.xml file to any local location.
4. Use an XML or text editor to open the customizations.xml file.
5. Edit the customizations.xml file to create a Targets section to describe the conditions that will handle your multivariant settings.
6. In the customizations.xml file, create a Variant section for the settings you need to customize.
7. Save the updated customizations.xml file and note the path to this updated file. You will need the path as one of the values for the next step.
8. Use the Windows Configuration Designer command-line interface to create a provisioning package using the updated customizations.xml.

Reference: <https://docs.microsoft.com/en-us/windows/configuration/provisioning-packages/provisioning-multivariant>

**QUESTION 10**

Your network contains an Active Directory domain that is synced to Microsoft Azure Active Directory (Azure AD).

You have a Microsoft 365 subscription.

You create a conditional access policy for Microsoft Exchange Online.

You need to configure the policy to prevent access to Exchange Online unless a user is connecting from a device that is hybrid Azure AD-joined.

Which settings should you configure?

- A. Locations
- B. Device platforms
- C. Sign-in risk
- D. Device state

**Correct Answer:** D

**Section:** (none)

**Explanation**

**Explanation/Reference:**

Reference:

<https://docs.microsoft.com/en-us/azure/active-directory/conditional-access/conditions#device-state>

#### **QUESTION 11**

You have 200 computers that run Windows 10. The computers are joined to Microsoft Azure Active Directory (Azure AD) and enrolled in Microsoft Intune.

You redirect Windows known folders to Microsoft OneDrive for Business.

Which folder will be included in the redirection?

- A. Saved Games
- B. Documents
- C. Music
- D. Downloads
- E. Favorites
- F. AppData
- G. Videos



**Correct Answer:** B

**Section:** (none)

**Explanation**

**Explanation/Reference:**

Reference:

<https://docs.microsoft.com/en-us/onedrive/redirect-known-folders>

#### **QUESTION 12**

You have a Microsoft 365 subscription.

You have a conditional access policy that requires multi-factor authentication (MFA) for users in a group name Sales when the users sign in from a trusted location. The policy is configured as shown in the exhibit. (Click the **Exhibit** tab.)



**Policy1** ☐

**\* Name**

**Assignments**

Users and groups   
Specific users included >

Cloud apps or actions   
1 app included >

Conditions   
1 condition selected >

**Access controls**

Grant   
1 control selected >

Session   
0 controls selected >

**Enable policy**

☒ On ☐ Off



You create a compliance policy.

You need to ensure that the users are authenticated only if they are using a compliant device.

What should you configure in the conditional access policy?

- A. a condition
- B. a session control
- C. a cloud app
- D. a grant control

**Correct Answer:** A

**Section:** (none)

**Explanation**

**Explanation/Reference:**

Explanation:

The device state condition can be used to exclude devices that are hybrid Azure AD joined and/or devices marked as compliant with a Microsoft Intune compliance policy from an organization's Conditional Access policies.

Device state is located on the Condition tab.

Reference:

<https://docs.microsoft.com/en-us/azure/active-directory/conditional-access/concept-conditional-access-conditions#device-state>

### QUESTION 13

You have an Azure Active Directory (Azure AD) tenant that contains a user named User1. User1 has the device shown in the following table.

Name	Operating system	Version	Join type	Mobile device management (MDM)
Device1	Windows	10.0.18362.0	Azure AD registered	None
Device2	Windows	10.0.18362.30	Azure AD registered	Microsoft Intune
Device3	Windows	10.0.18362.0	Azure AD joined	None
Device4	Windows	10.0.18362.30	Azure AD joined	Microsoft Intune

Enterprise State Roaming is configured for User1.

User1 signs in to Device4 and changes the desktop.

You need to identify on which devices User1 will have a changed desktop.

Which devices should you identify?

- A. Device1, Device2, Device3, and Device4
- B. Device4 only
- C. Device2, Device3, and Device4 only
- D. Device2 and Device4 only
- E. Device3 and Device4 only

**Correct Answer:** A

**Section:** (none)

**Explanation**

**Explanation/Reference:**

Explanation:

The requirements of Enterprise State Roaming are:

- Windows 10, with the latest updates, and a minimum Version 1511 (OS Build 10586 or later) is installed on the device.
- The device is Azure AD joined or hybrid Azure AD joined.
- Ensure that Enterprise State Roaming is enabled for the tenant in Azure AD.
- The user is assigned an Azure Active Directory Premium license.
- The device must be restarted and the user must sign in again to access Enterprise State Roaming features.

Reference:

<https://docs.microsoft.com/en-us/azure/active-directory/devices/enterprise-state-roaming-troubleshooting>

#### QUESTION 14

**Note:** This question is part of a series of questions that present the same scenario. Each question in the series contains a unique solution that might meet the stated goals. Some question sets might have more than one correct solution, while others might not have a correct solution.

**After you answer a question in this section, you will NOT be able to return to it. As a result, these questions will not appear in the review screen.**

You have an Azure Directory group named Group1 that contains Windows 10 Enterprise devices and Windows 10 Pro devices.

From Microsoft Intune, you create a device configuration profile named Profile1.

You need to ensure that Profile1 applies to only the Windows 10 Enterprise devices in Group1.

Solution: You create an Azure Active Directory group that contains only the Windows 10 Enterprise devices. You assign Profile1 to the new group.

Does this meet the goal?

A. Yes

B. No

**Correct Answer:** B

**Section:** (none)

**Explanation**

**Explanation/Reference:**

Reference:

<https://docs.microsoft.com/en-us/mem/intune/configuration/device-profile-create>

#### QUESTION 15

**Note:** This question is part of a series of questions that present the same scenario. Each question in the series contains a unique solution that might meet the stated goals. Some question sets might have more than one correct solution, while others might not have a correct solution.

**After you answer a question in this section, you will NOT be able to return to it. As a result, these questions will not appear in the review screen.**

You have an Azure Directory group named Group1 that contains Windows 10 Enterprise devices and Windows 10 Pro devices.

From Microsoft Intune, you create a device configuration profile named Profile1.

You need to ensure that Profile1 applies to only the Windows 10 Enterprise devices in Group1.

Solution: You create a scope tag, and then you add the scope tag to the Windows 10 Enterprise devices. You edit the settings of Profile1.

Does this meet the goal?

A. Yes

B. No

**Correct Answer:** B

**Section:** (none)

**Explanation**

**Explanation/Reference:**

Reference:

<https://docs.microsoft.com/en-us/mem/intune/configuration/device-profile-create>

#### QUESTION 16

**Note:** This question is part of a series of questions that present the same scenario. Each question in the series contains a unique solution that might meet the stated goals. Some question sets might have more than one correct solution, while others might not have a correct solution. After you answer a question in this section, you will NOT be able to return to it. As a result, these questions will not appear in the review screen.

You have an Azure Directory group named Group1 that contains Windows 10 Enterprise devices and Windows 10 Pro devices.

From Microsoft Intune, you create a device configuration profile named Profile1.

You need to ensure that Profile1 applies to only the Windows 10 Enterprise devices in Group1.

Solution: You configure an applicability rule for Profile1. You assign Profile1 to Group1.

Does this meet the goal?

- A. Yes
- B. No

**Correct Answer:** A

**Section:** (none)

**Explanation**

**Explanation/Reference:**

Reference:

<https://docs.microsoft.com/en-us/mem/intune/configuration/device-profile-create>



## QUESTION 17

Your company has an internal portal that uses a URL of http://contoso.com.

The network contains computers that run Windows 10. The default browser on all the computers is Microsoft Edge.

You need to ensure that all users only use Internet Explorer to connect to the internal portal. The solution must ensure that Microsoft Edge can be used to connect to all other websites.

What should you do from each computer?

- A. From Internet Explorer, configure the Compatibility View settings
- B. From the local policy, configure Enterprise Mode
- C. From Microsoft Edge, configure the Advanced Site Settings
- D. From the Settings app, configure the default web browser settings

**Correct Answer:** B

**Section:** (none)

**Explanation**

**Explanation/Reference:**

Reference:

<https://docs.microsoft.com/en-us/microsoft-edge/deploy/emie-to-improve-compatibility>

### QUESTION 18

Your company uses Microsoft Intune.

More than 500 Android and iOS devices are enrolled in the Intune tenant.

You plan to deploy new Intune policies. Different policies will apply depending on the version of Android or iOS installed on the device.

You need to ensure that the policies can target the devices based on their version of Android or iOS.

What should you configure first?

- A. Corporate device identifiers in Intune
- B. Device settings in Microsoft Azure Active Directory (Azure AD)
- C. Device categories in Intune
- D. Groups that have dynamic membership rules in Microsoft Azure Active Directory (Azure AD)

**Correct Answer:** B

**Section:** (none)

**Explanation**

**Explanation/Reference:**

Reference:

<https://docs.microsoft.com/en-us/intune/compliance-policy-create-android> <https://docs.microsoft.com/en-us/intune/compliance-policy-create-ios>

### QUESTION 19

You have computers that run Windows 10 Pro. The computers are joined to Microsoft Azure Active Directory (Azure AD) and enrolled in Microsoft Intune.

You need to upgrade the computers to Windows 10 Enterprise.

What should you configure in Intune?

- A. A device enrollment policy
- B. A device cleanup rule
- C. A device compliance policy
- D. A device configuration profile

**Correct Answer:** D

**Section:** (none)

**Explanation**

**Explanation/Reference:**

Reference:

<https://blogs.technet.microsoft.com/skypehybridguy/2018/09/21/intune-upgrade-windows-from-pro-to-enterprise-automatically/>

#### QUESTION 20

You are creating a device configuration profile in Microsoft Intune.

You need to implement an ADMX-backed policy.

Which profile type should you use?

- A. Identity protection
- B. Custom
- C. Device restrictions
- D. Device restrictions (Windows 10 Team)

**Correct Answer:** B

**Section:** (none)

**Explanation**

**Explanation/Reference:**

Reference:

<https://blogs.technet.microsoft.com/senthilkumar/2018/05/21/intune-deploying-admx-backed-policies-using-microsoft-intune/>

#### QUESTION 21

Your network contains an Active Directory named contoso.com. The domain contains two computers named Computer1 and Computer2 that run Windows 10.

Folder Redirection is configured for a domain user named User1. The AppData\Roaming folder and the Desktop folder are redirected to a network share.



User1 signs in to Computer1 and performs the following tasks:

- Configures screen saver to start after five minutes of inactivity
- Modifies the default save location for Microsoft Word
- Creates a file named File1.docx on the desktop
- Modifies the desktop background

What will be retained when User1 signs in to Computer2?

- A. File1.docx and the desktop background only
- B. File1.docx, the screen saver settings, the desktop background, and the default save location for Word
- C. File1.docx only
- D. File1.docx, the desktop background, and the default save location for Word only

**Correct Answer:** B

**Section:** (none)

**Explanation**

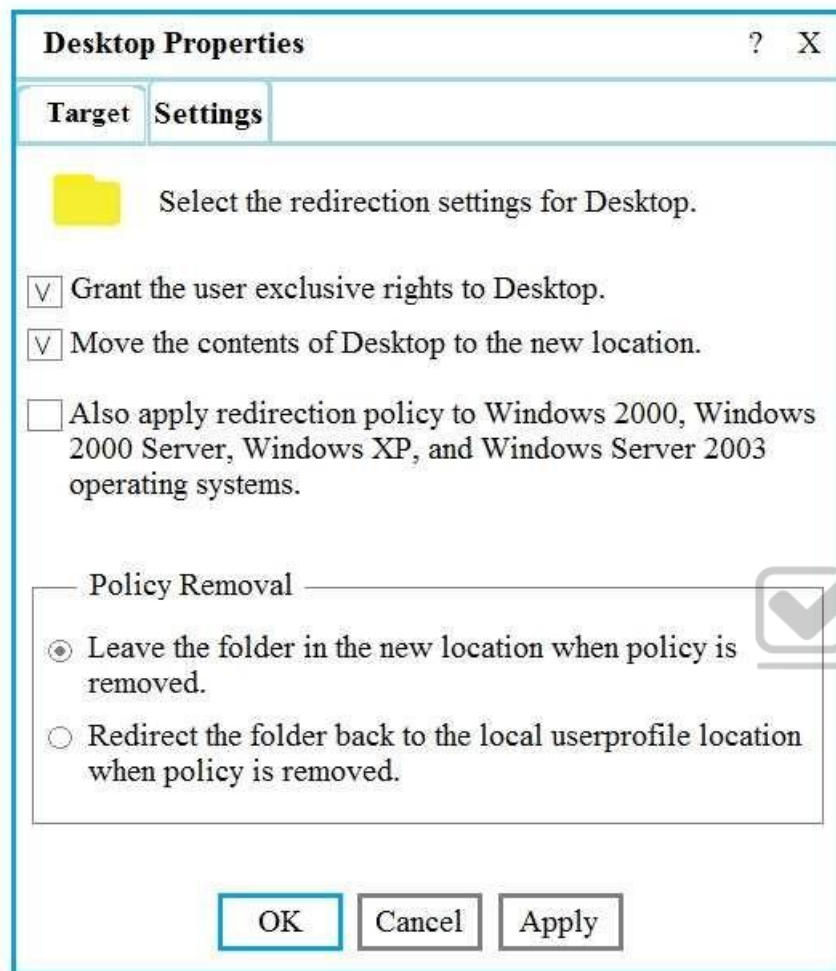
**Explanation/Reference:** Reference: <https://docs.microsoft.com/en-us/windows-server/storage/folder-redirection/folder-redirection-rup-overview>

## QUESTION 22

Your network contains an Active Directory domain named contoso.com. The domain contains 200 computers that run Windows 10.

Folder Redirection for the Desktop folder is configured as shown in the following exhibit.





The target is set to Server1.

You plan to use known folder redirection in Microsoft OneDrive for Business.

You need to ensure that the desktop content of users remains on their desktop when you implement known folder redirection.

Which two actions should you perform? Each correct answer presents part of the solution.

**NOTE:** Each correct selection is worth one point.

- A. Clear the Grant the user exclusive rights to Desktop check box.
- B. Change the Policy Removal setting.
- C. Disable Folder Redirection.
- D. Clear the Move the contents of Desktop to the new location check box.

**Correct Answer:** AB

**Section:** (none)

**Explanation**

**Explanation/Reference:**

Reference: <https://docs.microsoft.com/en-us/onedrive/redirect-known-folders>

### QUESTION 23

You have an Azure Active Directory group named Group1. Group1 contains two Windows 10 Enterprise devices named Device1 and Device2.

You create a device configuration profile named Profile1. You assign Profile1 to Group1.

You need to ensure that Profile1 applies to Device1 only.

What should you modify in Policy1?

- A. Scope (Tags)
- B. Settings
- C. Applicability Rules
- D. Assignments

**Correct Answer:** D

**Section:** (none)

**Explanation**

**Explanation/Reference:**

Reference: <https://docs.microsoft.com/en-us/mem/intune/configuration/device-profile-assign>

### QUESTION 24

Your network contains an on-premises Active Directory domain and an Azure Active Directory (Azure AD) tenant.

The Default Domain Policy Group Policy Object (GPO) contains the settings shown in the following table.

Name	GPO value
LockoutBadCount	0
MaximumPasswordAge	42
MinimumPasswordAge	1
MinimumPasswordLength	7
PasswordComplexity	True
PasswordHistorySize	24

You need to migrate the existing Default Domain Policy GPO settings to a device configuration profile.

Which type of device configuration profile should you create?

- A. Custom
- B. Endpoint protection
- C. Administrative Templates
- D. Device restrictions

**Correct Answer:** A

**Section:** (none)

**Explanation**



**Explanation/Reference:**

Reference:

<https://danielchronlund.com/2018/11/27/how-to-replace-your-old-gpos-with-intune-configuration-profiles/>

## QUESTION 25

Your company plans to deploy tablets to 50 meeting rooms.

The tablets run Windows 10 and are managed by using Microsoft Intune. The tablets have an application named App1.

You need to configure the tablets so that any user can use App1 without having to sign in. Users must be prevented from using other applications on the tablets.

Which device configuration profile type should you use?

- A. Kiosk
- B. Endpoint protection
- C. Identity protection

D. Device restrictions

**Correct Answer:** A

**Section:** (none)

**Explanation**

**Explanation/Reference:**

Reference:

<https://docs.microsoft.com/en-us/windows/configuration/kiosk-single-app>

#### QUESTION 26

Your company has a Microsoft 365 subscription.

The company uses Microsoft Intune to manage all devices.

The company uses conditional access to restrict access to Microsoft 365 services for devices that do not comply with the company's security policies.

You need to identify which devices will be prevented from accessing Microsoft 365 services.

What should you use?

A. The Device Health solution in Windows Analytics.

B. Microsoft Defender Security Center.

C. The Device compliance blade in the Intune admin center.

D. The Conditional access blade in the Azure Active Directory admin center.

**Correct Answer:** C

**Section:** (none)

**Explanation**

**Explanation/Reference:**

#### QUESTION 27

You have an Azure Active Directory (Azure AD) tenant named contoso.com.

You create a terms of use (ToU) named Terms1 in contoso.com.

You are creating a conditional access policy named Policy1 to assign a cloud app named App1 to the users in contoso.com.

You need to configure Policy1 to require the users to accept Terms1.

What should you configure in Policy1?

- A. Grant in the Access controls section
- B. Conditions in the Assignments section
- C. Cloud apps or actions in the Assignments section
- D. Session in the Access controls section

**Correct Answer:** A

**Section:** (none)

**Explanation**

**Explanation/Reference:**

Reference:

<https://docs.microsoft.com/en-us/azure/active-directory/conditional-access/require-tou>



## Manage and Protect Devices

### Testlet 1

This is a case study. Case studies are not timed separately. You can use as much exam time as you would like to complete each case. However, there may be additional case studies and sections on this exam. You must manage your time to ensure that you are able to complete all questions included on this exam in the time provided.

To answer the questions included in a case study, you will need to reference information that is provided in the case study. Case studies might contain exhibits and other resources that provide more information about the scenario that is described in the case study. Each question is independent of the other questions in this case study.

At the end of this case study, a review screen will appear. This screen allows you to review your answers and to make changes before you move to the next section of the exam. After you begin a new section, you cannot return to this section.

### To start the case study

To display the first question in this case study, click the **Next** button. Use the buttons in the left pane to explore the content of the case study before you answer the questions. Clicking these buttons displays information such as business requirements, existing environment, and problem statements. When you are ready to answer a question, click the **Question** button to return to the question.

### Overview

Contoso, Ltd, is a consulting company that has a main office in Montreal and two branch offices in Seattle and New York.

Contoso has the users and computers shown in the following table.

Location	Users	Laptops	Desktop computers	Mobile devices
Montreal	2,500	2,800	300	3,100
Seattle	1,000	1,100	200	1,500
New York	300	320	30	400

The company has IT, human resources (HR), legal (LEG), marketing (MKG) and finance (FIN) departments.

Contoso uses Microsoft Store for Business and recently purchased a Microsoft 365 subscription.

The company is opening a new branch office in Phoenix. Most of the users in the Phoenix office will work from home.

### Existing Environment

The network contains an Active Directory domain named contoso.com that is synced to Microsoft Azure Active Directory (Azure AD).

All member servers run Windows Server 2016. All laptops and desktop computers run Windows 10 Enterprise.

The computers are managed by using Microsoft Endpoint Configuration Manager. The mobile devices are managed by using Microsoft Intune.

The naming convention for the computers is the department acronym, followed by a hyphen, and then four numbers, for example, FIN-6785. All the computers are joined to the on-premises Active Directory domain.

Each department has an organizational unit (OU) that contains a child OU named Computers. Each computer account is in the Computers OU of its respective department.

### Intune Configuration

The domain has the users shown in the following table.

Name	Role	Member of
User1	Intune administrator	GroupA
User2	<i>None</i>	GroupB

User2 is a device enrollment manager (DEM) in Intune.

The devices enrolled in Intune are shown in the following table.

Name	Platform	Encryption	Member of
Device1	Android	Disabled	Group1
Device2	iOS	<i>Not applicable</i>	Group2, Group3
Device3	Android	Disabled	Group2, Group3
Device4	iOS	<i>Not applicable</i>	Group2

The device compliance policies in Intune are configured as shown in the following table.

Name	Platform	Require encryption	Assigned
Policy1	Android	Not configured	Yes
Policy2	iOS	<i>Not applicable</i>	Yes
Policy3	Android	Require	Yes

The device compliance policies have the assignments shown in the following table.

Name	Include	Exclude
Policy1	Group3	None
Policy2	Group2	Group3
Policy3	Group1	None

The device limit restrictions in Intune are configured as shown in the following table.

Priority	Name	Device limit	Assigned to
1	Restriction1	15	GroupB
2	Restriction2	10	GroupA
Default	All users	5	All users

## Requirements

### Planned Changes

Contoso plans to implement the following changes:

- Provide new computers to the Phoenix office users. The new computers have Windows 10 Pro preinstalled and were purchased already.
- Start using a free Microsoft Store for Business app named App1.
- Implement co-management for the computers.

### Technical Requirements

Contoso must meet the following technical requirements:

- Ensure that the users in a group named Group4 can only access Microsoft Exchange Online from devices that are enrolled in Intune.
- Deploy Windows 10 Enterprise to the computers of the Phoenix office users by using Windows Autopilot.
- Monitor the computers in the LEG department by using Windows Analytics.
- Create a provisioning package for new computers in the HR department.
- Block iOS devices from sending diagnostic and usage telemetry data.
- Use the principle of least privilege whenever possible.
- Enable the users in the MKG department to use App1.
- Pilot co-management for the IT department.



## Manage and Protect Devices

### Question Set 2

#### QUESTION 1

**Note:** This question is part of a series of questions that present the same scenario. Each question in the series contains a unique solution that might meet the stated goals. Some question sets might have more than one correct solution, while others might not have a correct solution.

**After you answer a question in this section, you will NOT be able to return to it. As a result, these questions will not appear in the review screen.**

Your company has an Azure Active Directory (Azure AD) tenant named contoso.com that contains several Windows 10 devices.

When you join new Windows 10 devices to contoso.com, users are prompted to set up a four-digit pin.

You need to ensure that the users are prompted to set up a six-digit pin when they join the Windows 10 devices to contoso.com.

Solution: From the Azure Active Directory admin center, you modify the User settings and the Device settings.

Does this meet the goal?

- A. Yes
- B. No



**Correct Answer:** B

**Section:** (none)

**Explanation**

**Explanation/Reference:**

Explanation:

Instead, from the Azure Active Directory admin center, you configure automatic mobile device management (MDM) enrollment. From the Endpoint Management admin center, you configure the Windows Hello for Business enrollment options.

Reference:

<https://docs.microsoft.com/en-us/intune/protect/windows-hello>



<https://vceplus.com/>

## QUESTION 2

Your network contains an Active Directory domain named contoso.com. The domain contains computers that run Windows 10 and are joined to the domain.

The domain is synced to Microsoft Azure Active Directory (Azure AD).

You create an Azure Log Analytics workspace and deploy the Device Health solution.

You need to enroll the computers in Windows Analytics.

Which Group Policy setting should you configure?

- A. Specify intranet Microsoft update service location
- B. Allow Telemetry
- C. Configure the Commercial ID
- D. Connected User Experiences and Telemetry

**Correct Answer: C**

**Section: (none)**

**Explanation**

**Explanation/Reference:**

Explanation:

Microsoft uses a unique commercial ID to map information from user computers to your Azure workspace. Copy your commercial ID key from any of the Windows Analytics solutions you have added to your Windows Portal, and then deploy it to user computers.

Reference: <https://docs.microsoft.com/en-us/windows/deployment/update/windows-analytics-get-started>

### QUESTION 3

You have a hybrid Microsoft Azure Active Directory (Azure AD) tenant, a Microsoft System Center Configuration Manager (Current Branch) environment, and a Microsoft 365 subscription.

You have computers that run Windows 10 as shown in the following table.

Name	Managed by Configuration Manager	Domain membership
Computer1	Yes	Active Directory-joined
Computer2	Yes	Hybrid Azure AD-joined
Computer3	Yes	Azure AD-joined

You plan to use Microsoft 365 Device Management.

Which computers support co-management by Configuration Manager and Device Management?

- A. Computer3 only
- B. Computer1 and Computer2 only
- C. Computer2 only
- D. Computer1, Computer2, and Computer3



**Correct Answer:** D

**Section:** (none)

**Explanation**

**Explanation/Reference:**

Reference: <https://docs.microsoft.com/en-us/mem/configmgr/comanage/overview>

### QUESTION 4

You have a computer named Computer1 that runs Windows 10.

Computer1 is used by a user named User1.

You need to ensure that when User1 opens websites from untrusted locations by using Microsoft Edge, Microsoft Edge runs in an isolated container.

What should you do first?

- A. From Windows Features, turn on Microsoft Defender Application Guard.
- B. From Windows Features, turn on Hyper-V Platform.
- C. From Windows Security, configure the Virus & threat protection settings.
- D. From Windows Security, configure the Device security settings.

**Correct Answer:** A

**Section:** (none)

**Explanation**

**Explanation/Reference:**

Reference:

[https://docs.microsoft.com/en-us/windows/security/threat-protection/windows-defender-application-guard/wd-app-guard-](https://docs.microsoft.com/en-us/windows/security/threat-protection/windows-defender-application-guard/wd-app-guard-overview)

[overview https://docs.microsoft.com/en-us/windows/security/threat-protection/windows-defender-application-guard/install-wd-app-guard](https://docs.microsoft.com/en-us/windows/security/threat-protection/windows-defender-application-guard/install-wd-app-guard)

#### **QUESTION 5**

You need to enable Microsoft Defender Credential Guard on computers that run Windows 10.

What should you install on the computers?

- A. Hyper-V
- B. Microsoft Defender Application Guard
- C. a guarded host
- D. containers

**Correct Answer:** A

**Section:** (none)

**Explanation**

**Explanation/Reference:**

#### **QUESTION 6**

You have 100 devices that run Windows 10 and are joined to Microsoft Azure Active Directory (Azure AD).

You need to prevent users from joining their home computer to Azure AD.

What should you do?

- A. From the Device enrollment blade in the Intune admin center, modify the Enrollment restriction settings.
- B. From the Devices blade in the Azure Active Directory admin center, modify the Device settings.
- C. From the Device enrollment blade in the Intune admin center, modify the Device enrollment manages settings.
- D. From the Mobility (MDM and MAM) blade in the Azure Active Directory admin center, modify the Microsoft Intune enrollment settings.

**Correct Answer:** A

**Section:** (none)

**Explanation**

**Explanation/Reference:**

Reference: <https://docs.microsoft.com/en-us/intune/enrollment-restrictions-set>

#### QUESTION 7

Your network contains an Active Directory domain that is synced to Microsoft Azure Active Directory (Azure AD). The domain contains computers that run Windows 10. The computers are enrolled in Microsoft Intune and Windows Analytics.

Your company protects documents by using Windows Information Protection (WIP).

You need to identify non-approved apps that attempt to open corporate documents.

What should you use?

- A. the Device Health solution in Windows Analytics
- B. Microsoft Cloud App Security
- C. Intune Data Warehouse
- D. the App protection status report in Intune

**Correct Answer:** D

**Section:** (none)

**Explanation**

**Explanation/Reference:**

Reference: <https://docs.microsoft.com/en-us/windows/security/information-protection/windows-information-protection/wip-learning>

#### QUESTION 8

Your company has computers that run Windows 10. The company uses Microsoft Intune to manage the computers.

You have an app protection policy for Microsoft Edge. You assign the policy to a group.

On a computer named Computer1, you open Microsoft Edge.

You need to verify whether Microsoft Edge on Computer1 is protected by the app protection policy.

Which column should you add in Task Manager?

- A. Operating system context
- B. UAC virtualization
- C. Enterprise Context
- D. Data Execution Prevention

**Correct Answer: C**

**Section: (none)**

**Explanation**

**Explanation/Reference:**

Reference:

<https://docs.microsoft.com/en-us/windows/security/information-protection/windows-information-protection/wip-app-enterprise-context>

<https://www.itpromentor.com/win10-mam-wip/>

## QUESTION 9

**Note: This question is part of a series of questions that present the same scenario. Each question in the series contains a unique solution that might meet the stated goals. Some question sets might have more than one correct solution, while others might not have a correct solution.**

**After you answer a question in this section, you will NOT be able to return to it. As a result, these questions will not appear in the review screen.**

Your company has an Azure Active Directory (Azure AD) tenant named contoso.com that contains several Windows 10 devices.

When you join new Windows 10 devices to contoso.com, users are prompted to set up a four-digit pin.

You need to ensure that the users are prompted to set up a six-digit pin when they join the Windows 10 devices to contoso.com.

Solution: From the Azure Active Directory admin center, you configure automatic mobile device management (MDM) enrollment. From the Endpoint Management admin center, you configure the Windows Hello for Business enrollment options.

Does this meet the goal?

- A. Yes
- B. No

**Correct Answer:** A

**Section:** (none)

**Explanation**

**Explanation/Reference:**

Explanation:

Hello for Business is an alternative sign-in method that uses Active Directory or an Azure Active Directory account to replace a password, smart card, or a virtual smart card. It lets you use a user gesture to sign in, instead of a password. A user gesture might be a PIN, biometric authentication such as Windows Hello, or an external device such as a fingerprint reader.

Intune integrates with Hello for Business in two ways:

- An Intune policy can be created under Device enrollment. This policy targets the entire organization (tenant-wide). It supports the Windows AutoPilot out-of-boxexperience (OOBE) and is applied when a device enrolls.
- An identity protection profile can be created under Device configuration. This profile targets assigned users and devices, and is applied during check-in.

Reference:

<https://docs.microsoft.com/en-us/intune/protect/windows-hello>



#### QUESTION 10

**Note:** This question is part of a series of questions that present the same scenario. Each question in the series contains a unique solution that might meet the stated goals. Some question sets might have more than one correct solution, while others might not have a correct solution.

**After you answer a question in this section, you will NOT be able to return to it. As a result, these questions will not appear in the review screen.**

Your company has several Windows 10 devices that are enrolled in Microsoft Intune.

You deploy a new computer named Computer1 that runs Windows 10 and is in a workgroup.

You need to enroll Computer1 in Intune.

Solution: From Computer1, you sign in to <https://portal.azure.com> and use the Windows enrollment blade.

Does this meet the goal?

- A. Yes
- B. No

**Correct Answer:** B

**Section:** (none)

**Explanation**

**Explanation/Reference:**

Explanation:

Use MDM enrolment.

MDM only enrollment lets users enroll an existing Workgroup, Active Directory, or Azure Active directory joined PC into Intune. Users enroll from Settings on the existing Windows PC.

Reference:

<https://docs.microsoft.com/en-us/mem/intune/enrollment/windows-enrollment-methods>

### QUESTION 11

**Note:** This question is part of a series of questions that present the same scenario. Each question in the series contains a unique solution that might meet the stated goals. Some question sets might have more than one correct solution, while others might not have a correct solution.

**After you answer a question in this section, you will NOT be able to return to it. As a result, these questions will not appear in the review screen.**

Your company has an Azure Active Directory (Azure AD) tenant named contoso.com that contains several Windows 10 devices.

When you join new Windows 10 devices to contoso.com, users are prompted to set up a four-digit pin.

You need to ensure that the users are prompted to set up a six-digit pin when they join the Windows 10 devices to contoso.com.

Solution: From the Azure Active Directory admin center, you configure automatic mobile device management (MDM) enrollment. From the Endpoint Management admin center, you create and assign a device restrictions profile.

Does this meet the goal?

A. Yes

B. No

**Correct Answer:** B

**Section:** (none)

**Explanation**

**Explanation/Reference:**

Explanation:



Instead, from the Azure Active Directory admin center, you configure automatic mobile device management (MDM) enrollment. From the Endpoint Management admin center, you configure the Windows Hello for Business enrollment options.

Reference:

<https://docs.microsoft.com/en-us/intune/protect/windows-hello>

### QUESTION 12

You use Microsoft Defender Advanced Threat Protection (Microsoft Defender ATP) to protect computers that run Windows 10.

You need to assess the differences between the configuration of Microsoft Defender ATP and the Microsoft-recommended configuration baseline.

Which tool should you use?

- A. Microsoft Defender Security Center
- B. Windows Analytics
- C. Microsoft Defender ATP Power BI app
- D. Microsoft Secure Score

**Correct Answer: D**

**Section: (none)**

**Explanation**



**Explanation/Reference:**

Reference:

<https://docs.microsoft.com/en-us/windows/security/threat-protection/microsoft-defender-atp/overview-secure-score>

### QUESTION 13

Your company uses Microsoft Intune to manage devices. You need to ensure that only Android devices that use Android work profiles can enroll in Intune.

Which two configurations should you perform in the device enrollment restrictions? Each correct answer presents part of the solution.

**NOTE:** Each correct selection is worth one point.

- A. From Select platforms, set Android work profile to **Allow**.
- B. From Configure platforms, set Android Personally Owned to **Block**.
- C. From Configure platforms, set Android Personally Owned to **Allow**.
- D. From Select platforms, set Android to **Block**.

**Correct Answer:** AD

**Section:** (none)

**Explanation**

**Explanation/Reference:**

Reference:

<https://docs.microsoft.com/en-us/Intune/enrollment-restrictions-set>

#### QUESTION 14

You have a Microsoft Azure Log Analytics workplace that collects all the event logs from the computers at your company.

You have a computer named Computer1 than runs Windows 10. You need to view the events collected from Computer1.

Which query should you run in Log Analytics?

A. Event

| where Computer == "Computer1"

B. ETWEvent

| where SourceSystem == "Computer1"

C. ETWEvent

| where Computer == "Computer1"

D. Event

| where SourceSystem == "Computer1"



**Correct Answer:** A

**Section:** (none)

**Explanation**

**Explanation/Reference:**

Reference:

<https://docs.microsoft.com/en-us/azure/azure-monitor/platform/data-sources-windows-events>

#### QUESTION 15

You have 200 computers that run Windows 10. The computers are joined to Microsoft Azure Active Directory (Azure AD) and enrolled in Microsoft Intune.

You need to ensure that only applications that you explicitly allow can run on the computers.

What should you use?

- A. Microsoft Defender Credential Guard
- B. Microsoft Defender Exploit Guard
- C. Microsoft Defender Application Guard
- D. Microsoft Defender Application Control

**Correct Answer:** C

**Section:** (none)

**Explanation**

**Explanation/Reference:**

Reference: <https://docs.microsoft.com/en-us/windows/security/threat-protection/device-guard/introduction-to-device-guard-virtualization-based-security-and-windows-defenderapplication-control>

#### QUESTION 16

**Note:** This question is part of a series of questions that present the same scenario. Each question in the series contains a unique solution that might meet the stated goals. Some question sets might have more than one correct solution, while others might not have a correct solution.

**After you answer a question in this section, you will NOT be able to return to it. As a result, these questions will not appear in the review screen.**

Your company has several Windows 10 devices that are enrolled in Microsoft Intune.

You deploy a new computer named Computer1 that runs Windows 10 and is in a workgroup.

You need to enroll Computer1 in Intune.

Solution: From the Settings app on Computer1, you use the Connect to work or school account settings.

Does this meet the goal?

- A. Yes
- B. No

**Correct Answer:** B

**Section:** (none)

**Explanation**

**Explanation/Reference:**

Explanation:

Use MDM enrolment.

MDM only enrollment lets users enroll an existing Workgroup, Active Directory, or Azure Active directory joined PC into Intune. Users enroll from Settings on the existing Windows PC.

Reference: <https://docs.microsoft.com/en-us/mem/intune/enrollment/windows-enrollment-methods>

### QUESTION 17

Your network contains an on-premises Active Directory domain named contoso.com that syncs to Azure Active Directory (Azure AD).

You have the Windows 10 devices shown in the following table.

Name	Active Directory	Endpoint Configuration Manager agent	Microsoft Intune	Azure AD
Device1	Joined	Not installed	Enrolled	Registered
Device2	Not joined	Installed	Enrolled	Registered
Device3	Not joined	Not installed	Enrolled	Joined
Device4	Joined	Installed	Not enrolled	Registered
Device5	Not joined	Installed	Not enrolled	Joined
Device6	Joined	Installed	Enrolled	Joined

You need to ensure that you can use co-management to manage all the Windows 10 devices.

Which two actions should you perform? Each correct answer presents part of the solution.

**NOTE:** Each correct selection is worth one point.

- A. Join Device 1, Device2, and Device4 to Azure AD.
- B. Unjoin Device3, Device5, and Device6 from Azure AD, and then register the devices in Azure AD.
- C. Enroll Device4 and Device5 in Intune.
- D. Join Device2, Device3, and Device5 to the domain.
- E. Install the Endpoint Configuration Manager agent on Device1 and Device3.

**Correct Answer:** CE

**Section:** (none)

**Explanation**

**Explanation/Reference:**

Explanation:

Co-management enables you to concurrently manage Windows 10 devices by using both Configuration Manager and Microsoft Intune.

Co-management requires Configuration Manager version 1710 or later and enrollment in Microsoft Intune. Windows 10 devices must be hybrid Azure AD joined.

Reference: <https://docs.microsoft.com/en-us/mem/configmgr/comanage/overview>



<https://vceplus.com/>

