

70-768.microsoft

Number: 70-768
Passing Score: 800
Time Limit: 120 min



Website: <https://vceplus.com>
VCE to PDF Converter: <https://vceplus.com/vce-to-pdf/>
Facebook: <https://www.facebook.com/VCE.For.All.VN/>
Twitter : https://twitter.com/VCE_Plus

<https://vceplus.com/>

Exam A

QUESTION 1

Note: This question is part of a series of questions that present the same scenario. Each question in the series contains a unique solution. Determine whether the solution meets the stated goals.

You have a Microsoft SQL Server Analysis Services (SSAS) multidimensional database that stores customer and order data for customers in the United States only. The database contains the following objects:

Type	Name	Content
Measure	Reseller Average Unit Price	the average unit price of sales
Dimension	Geography	the location of resellers
Hierarchy	Geography.State-Province	the state or province where the reseller is located
Member	Geography.State-Province.&[WA]&[US], Geography.State-Province.&[GA]&[US]	a specific state and country/region

You must create a KPI named Large Sales Target that uses the Traffic Light indicator to display status. The KPI must contain:

Expression type	Description
Value	the reseller average unit price
Goal	the average reseller average unit price for US states other than Colorado (CO)
Status	a green indicator if the value is at least 10 percent above the goal, a red indicator if the value is 15 percent or more below the goal, and a yellow indicator for other values
Trend	the value for trend is always 0

You need to create the KPI.

Solution: You set the value of the Status expression to:

```
Case
  When KpiValue("Reseller Average Unit Price")/KpiGoal("Large Sales Target") >= 1.1
    Then 1
  When KpiValue("Reseller Average Unit Price")/KpiGoal("Large Sales Target") < 1.1
    And
      KpiValue("Reseller Average Unit Price")/KpiGoal("Large Sales Target") > .85
    Then 0
  Else-1
End
```

Does the solution meet the goal?



- A. Yes
- B. No

Correct Answer: A

Section: (none)

Explanation

Explanation/Reference:

Explanation:

QUESTION 2

Note: This question is part of a series of questions that present the same scenario. Each question in the series contains a unique solution. Determine whether the solution meets the stated goals.

You have a Microsoft SQL Server Analysis Services (SSAS) multidimensional database that stores customer and order data for customers in the United States only. The database contains the following objects:

Type	Name	Content
Measure	Reseller Average Unit Price	the average unit price of sales
Dimension	Geography	the location of resellers
Hierarchy	Geography.State-Province	the state or province where the reseller is located
Member	Geography.State-Province.&[WA]&[US], Geography.State-Province.&[GA]&[US]	a specific state and country/region

You must create a KPI named Large Sales Target that uses the Traffic Light indicator to display status. The KPI must contain:

Expression type	Description
Value	the reseller average unit price
Goal	the average reseller average unit price for US states other than Colorado (CO)
Status	a green indicator if the value is at least 10 percent above the goal, a red indicator if the value is 15 percent or more below the goal, and a yellow indicator for other values
Trend	the value for trend is always 0

You need to create the KPI.

Solution: You set the value of the Status expression to:

```
AVG({
    COUSIN(
        [Geography].[State-Province].&[CO]&[US],
        [Geography].[State-Province].&[CO]
    )
})
[Measures].[Reseller Average Unit Price])
```

Does the solution meet the goal?

- A. Yes
- B. No

Correct Answer: B

Section: (none)

Explanation

Explanation/Reference:

Explanation:

QUESTION 3

Note: This question is part of a series of questions that present the same scenario. Each question in the series contains a unique solution. Determine whether the solution meets the stated goals.

You have a Microsoft SQL Server Analysis Services (SSAS) multidimensional database that stores customer and order data for customers in the United States only. The database contains the following objects:

Type	Name	Content
Measure	Reseller Average Unit Price	the average unit price of sales
Dimension	Geography	the location of resellers
Hierarchy	Geography.State-Province	the state or province where the reseller is located
Member	Geography.State-Province.&[WA]&[US], Geography.State-Province.&[GA]&[US]	a specific state and country/region

You must create a KPI named Large Sales Target that uses the Traffic Light indicator to display status. The KPI must contain:

Expression type	Description
Value	the reseller average unit price
Goal	the average reseller average unit price for US states other than Colorado (CO)
Status	a green indicator if the value is at least 10 percent above the goal, a red indicator if the value is 15 percent or more below the goal, and a yellow indicator for other values
Trend	the value for trend is always 0

You need to create the KPI.

Solution: You set the value of the Status expression to:

```

Case
  When KpiValue("Large Sales Target")/KpiGoal("Large Sales Target") >= 1.1
    Then 1
  When KpiValue("Large Sales Target")/KpiGoal("Large Sales Target") < 1.1
    And
      KpiValue("Large Sales Target")/KpiGoal("Large Sales Target") > .85
    Then 0
  Else-1
End

```

Does the solution meet the goal?

- A. Yes
- B. No

Correct Answer: B

Section: (none)

Explanation

Explanation/Reference:

Explanation:

QUESTION 4

Note: This question is part of a series of questions that present the same scenario. Each question in the series contains a unique solution. Determine whether the solution meets the stated goals.

A company has an e-commerce website. When a customer places an order, information about the transaction is inserted into tables in a Microsoft SQL Server relational database named OLTP1. The company has a SQL Server Analysis Services (SSAS) instance that is configured to use Tabular mode. SSAS uses data from OLTP1 to populate a data model.

Sales analysts build reports based on the SSAS model. Reports must be able to access data as soon as it is available in the relational database.

You need to configure and deploy an Analysis Services project to the Analysis Services instance that allows near real-time data source access.

Solution: In the Deployment Option property for the report, you set the Query Mode to DirectQuery with InMemory.

Does the solution meet the goal?

- A. Yes
- B. No

Correct Answer: A

Section: (none)

Explanation



Explanation/Reference:

Explanation:

With DirectQuerywithInMemory mode the queries use the relational data source by default, unless otherwise specified in the connection string from the client.

References:[https://msdn.microsoft.com/en-us/library/hh230898\(v=sql.120\).aspx](https://msdn.microsoft.com/en-us/library/hh230898(v=sql.120).aspx)

QUESTION 5

Note: This question is part of a series of questions that present the same scenario. Each question in the series contains a unique solution. Determine whether the solution meets the stated goals.

A company has an e-commerce website. When a customer places an order, information about the transaction is inserted into tables in a Microsoft SQL Server relational database named OLTP1. The company has a SQL Server Analysis Services (SSAS) instance that is configured to use Tabular mode. SSAS uses data from OLTP1 to populate a data model.

Sales analysts build reports based on the SSAS model. Reports must be able to access data as soon as it is available in the relational database.

You need to configure and deploy an Analysis Services project to the Analysis Services instance that allows near real-time data source access.

Solution: In the Deployment Option property for the report, you set the Query Mode to InMemory with DirectQuery.
Does the solution meet the goal?

- A. Yes
- B. No

Correct Answer: B

Section: (none)

Explanation

Explanation/Reference:

Explanation:

With InMemory with DirectQuery: Queries use the cache by default, unless otherwise specified in the connection string from the client.

References: [https://msdn.microsoft.com/en-us/library/hh230898\(v=sql.120\).aspx](https://msdn.microsoft.com/en-us/library/hh230898(v=sql.120).aspx)

QUESTION 6

Note: This question is part of a series of questions that present the same scenario. Each question in the series contains a unique solution. Determine whether the solution meets the stated goals.

You have an existing multidimensional cube that provides sales analysis. The users can slice by date, product, location, customer, and employee.

The management team plans to evaluate sales employee performance relative to sales targets. You identify the following metrics for employees:

- Ninety percent or greater relative to sales target values is considered on target.
- Between 75 percent and 90 percent is considered slightly off target. ▪

Below 75 percent is considered off target.

You need to implement the KPI based on the Status expression.

Solution: You design the following solution:


```
Case
  WHEN ([Measures].[Total Including Tax]) / (SUM([Date].[Calendar Year].Cur-
rentMember.Lag(1), [Measures].[Total Including Tax])) > 0.9
  THEN 1
  WHEN ([Measures].[Total Including Tax]) / (SUM([Date].[Calendar Year].Cur-
rentMember.Lag(1), [Measures].[Total Including Tax])) <= 0.9
  AND
  [Measures].[Total Including Tax]) / (SUM([Date].[Calendar Year].Cur-
rentMember.Lag(1), [Measures].[Total Including Tax])) > 0.74
  THEN 0
  ELSE -1
END
```

Does the solution meet the goal?

- A. Yes
- B. No

Correct Answer: B

Section: (none)

Explanation



Explanation/Reference:

Explanation:

QUESTION 7

Note: This question is part of a series of questions that present the same scenario. Each question in the series contains a unique solution. Determine whether the solution meets the stated goals.

You have an existing multidimensional cube that provides sales analysis. The users can slice by date, product, location, customer, and employee.

The management team plans to evaluate sales employee performance relative to sales targets. You identify the following metrics for employees:

- Ninety percent or greater relative to sales target values is considered on target.
- Between 75 percent and 90 percent is considered slightly off target. ▪
- Below 75 percent is considered off target.

You need to implement the KPI based on the Status expression.

Solution: You design the following solution:

```
Case
WHEN KpiValue ("Employee Sales") / KpiGoal("Employee Sales") >= .90
THEN 1
WHEN KpiValue ("Employee Sales") / KpiGoal("Employee Sales") < .90
AND
KpiValue ("Employee Sales") / KpiGoal("Employee Sales") > .74
THEN 0
ELSE -1
END
```

Does the solution meet the goal?

- A. Yes
- B. No

Correct Answer: A

Section: (none)

Explanation

Explanation/Reference:

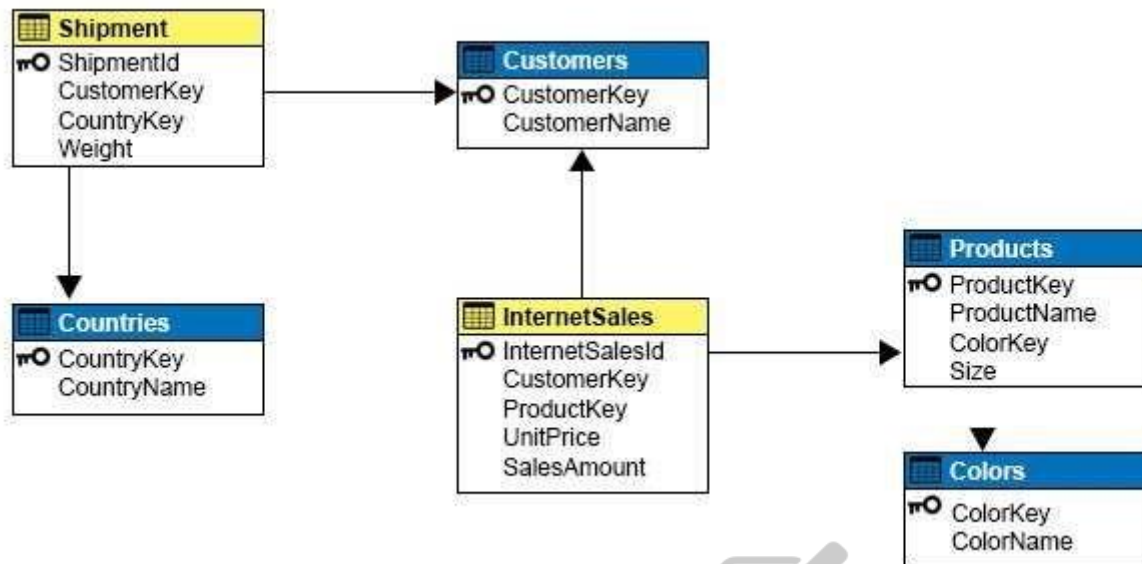
Explanation:



QUESTION 8

Note: This question is part of a series of questions that use the same or similar answer choices. An answer choice may be correct for more than one question in the series. Each question is independent of the other questions in this series. Information and details provided in a question apply only to that question.

You have a Microsoft SQL Server Analysis Services (SSAS) instance that is configured to use multidimensional mode. You create the following cube:



Users need to be able to analyze sales by product and color.

You need to create the dimension.

Which relationship type should you use between the InternetSales table and the new dimension?



<https://vceplus.com/>

A. no relationship

- B. regular
- C. fact
- D. referenced
- E. many-to-many
- F. data mining

Correct Answer: D

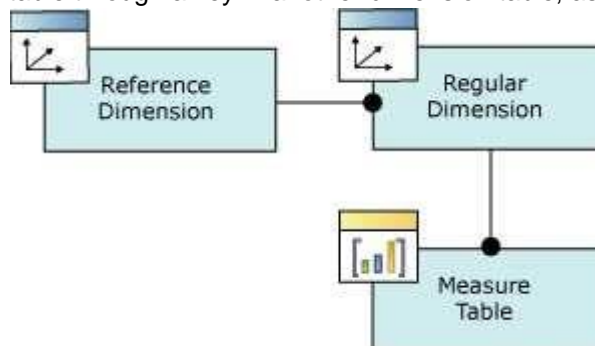
Section: (none)

Explanation

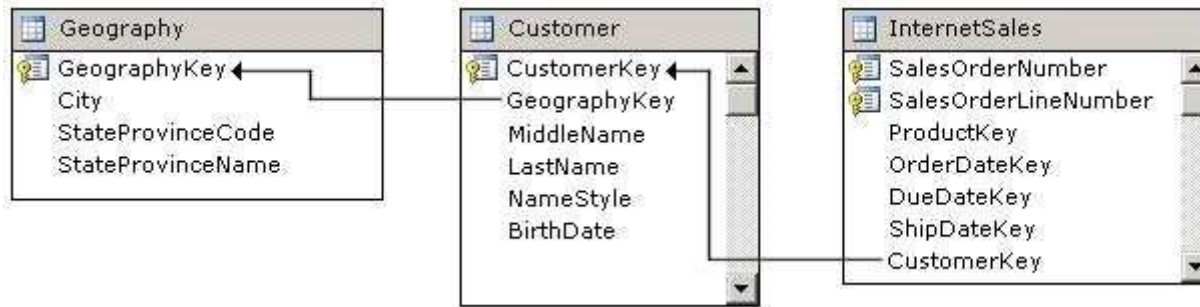
Explanation/Reference:

Explanation:

A reference dimension relationship between a cube dimension and a measure group exists when the key column for the dimension is joined indirectly to the fact table through a key in another dimension table, as shown in the following illustration.



A reference dimension relationship represents the relationship between dimension tables and a fact table in a snowflake schema design. When dimension tables are connected in a snowflake schema, you can define a single dimension using columns from multiple tables, or you can define separate dimensions based on the separate dimension tables and then define a link between them using the reference dimension relationship setting. The following figure shows one fact table named InternetSales, and two dimension tables called Customer and Geography, in a snowflake schema.



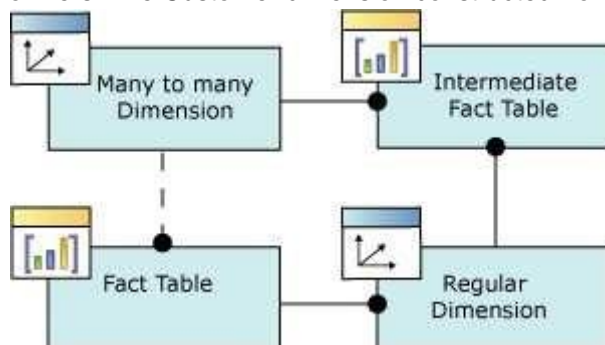
You can create two dimensions related to the InternetSales measure group: a dimension based on the Customer table, and a dimension based on the Geography table. You can then relate the Geography dimension to the InternetSales measure group using a reference dimension relationship using the Customer dimension. Incorrect Answers:

B: A regular dimension relationship between a cube dimension and a measure group exists when the key column for the dimension is joined directly to the fact table.

C: Fact dimensions, frequently referred to as degenerate dimensions, are standard dimensions that are constructed from attribute columns in fact tables instead of from attribute columns in dimension tables.

E: Many to Many Dimension Relationships.

In most dimensions, each fact joins to one and only one dimension member, and a single dimension member can be associated with multiple facts. In relational database terminology, this is referred to as a one-to-many relationship. However, it is frequently useful to join a single fact to multiple dimension members. For example, a bank customer might have multiple accounts (checking, saving, credit card, and investment accounts), and an account can also have joint or multiple owners. The Customer dimension constructed from such relationships would then have multiple members that relate to a single account transaction.

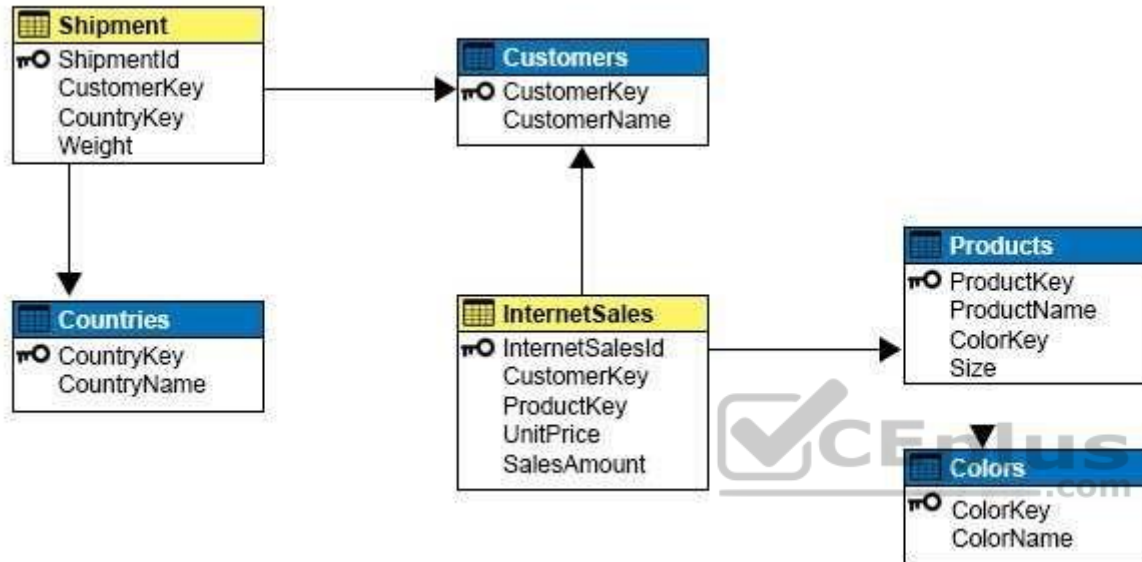


References: <https://docs.microsoft.com/en-us/sql/analysis-services/multidimensional-models-olap-logical-cube-objects/dimension-relationships>

QUESTION 9

Note: This question is part of a series of questions that use the same or similar answer choices. An answer choice may be correct for more than one question in the series. Each question is independent of the other questions in this series. Information and details provided in a question apply only to that question.

You have a Microsoft SQL Server Analysis Services (SSAS) instance that is configured to use multidimensional mode. You create the following cube:



Users need to be able to analyze sales by color.

You need to create a dimension that contains all of the colors for products sold by the company.

Which relationship type should you use between the InternetSales table and the new dimension?

- A. no relationship
- B. regular
- C. fact
- D. referenced
- E. many-to-many
- F. data mining

Correct Answer: B

Section: (none)

Explanation

Explanation/Reference:

Explanation:

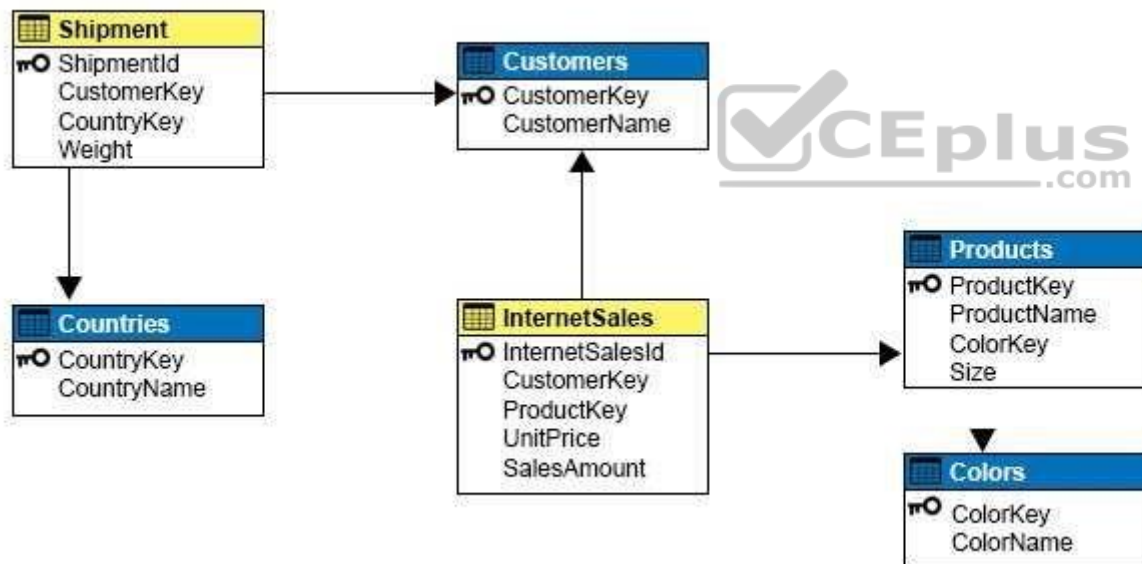
A regular dimension relationship between a cube dimension and a measure group exists when the key column for the dimension is joined directly to the fact table.

References: <https://docs.microsoft.com/en-us/sql/analysis-services/multidimensional-models-olap-logical-cube-objects/dimension-relationships>

QUESTION 10

Note: This question is part of a series of questions that use the same or similar answer choices. An answer choice may be correct for more than one question in the series. Each question is independent of the other questions in this series. Information and details provided in a question apply only to that question.

You have a Microsoft SQL Server Analysis Services (SSAS) instance that is configured to use multidimensional mode. You create the following cube:



You need to create a new dimension that allows users to list shipments by the country where the product is shipped.

Which relationship type should you use between the Shipments table and the new dimension?

- A. no relationship
- B. regular
- C. fact
- D. referenced
- E. many-to-many
- F. data mining

Correct Answer: E

Section: (none)

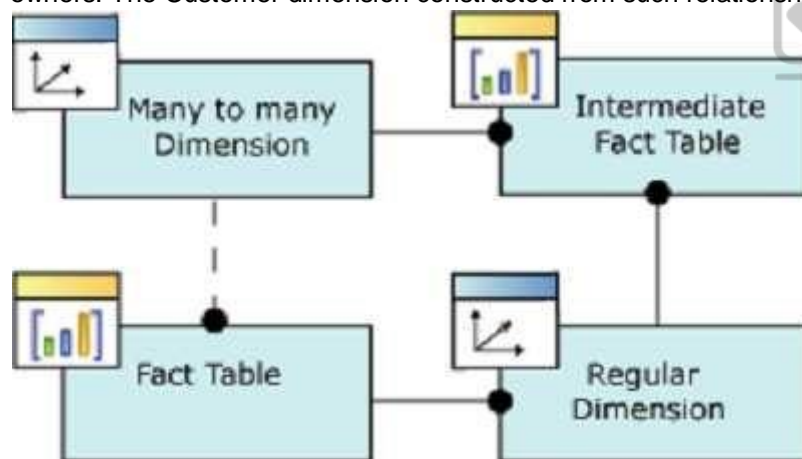
Explanation

Explanation/Reference:

Explanation:

Many to Many Dimension Relationships.

In most dimensions, each fact joins to one and only one dimension member, and a single dimension member can be associated with multiple facts. In relational database terminology, this is referred to as a one-to-many relationship. However, it is frequently useful to join a single fact to multiple dimension members. For example, a bank customer might have multiple accounts (checking, saving, credit card, and investment accounts), and an account can also have joint or multiple owners. The Customer dimension constructed from such relationships would then have multiple members that relate to a single account transaction.



References: <https://docs.microsoft.com/en-us/sql/analysis-services/multidimensional-models-olap-logical-cube-objects/dimension-relationships>

QUESTION 11

You are a business analyst for a retail company that uses a Microsoft SQL Server Analysis Services (SSAS) multidimensional database for reporting. The database contains the following objects:

Type	Name	Content
Measure	Internet Sales Amount	online sales data
Dimension	Date	the date of sales
Hierarchy	Date.Calendar.Calendar Year	the calendar year of the sale
Hierarchy	Date.Calendar.Month	the month of the sale

You must create a report that shows, for each month, the Internet sales for that month and the total Internet sales for the calendar year up to and including the current month.

You create the following MDX statement (Line numbers are included for reference only.):

```
01
02 SELECT
03   {[Measures].[Internet Sales Amount]}, [Measures].[Goal] on 0,
04   {[Date].[Calendar].[Month].Members} on 1
05 FROM [Adventure Works];
```

You need to complete the MDX statement to return data for the report.

Which MDX segment should you use in line 01?

```
WITH MEMBER [Measures].[Goal] AS
  Aggregate(
    QTD([Date].[Calendar].CurrentMember),
    ([Measures].[Internet Sales Amount]))
```

```
WITH MEMBER [Measures].[Goal] AS
  Aggregate(PERIODSTODATE(
    [Date].[Calendar].[Calendar Year],
    [Date].[Calendar].CurrentMember
  ), ([Measures].[Internet Sales Amount]))
```

A.

B.

```
WITH MEMBER [Measures].[Goal] AS
    Aggregate(
        MTD([Date].[Calendar].CurrentMember),
        ([Measures].[Internet Sales Amount]))
```

```
WITH MEMBER [Measures].[Goal] AS
    Aggregate(OPENINGPERIOD(
        [Date].[Calendar].[Calendar Year],
        [Date].[Calendar].CurrentMember
    ), ([Measures].[Internet Sales Amount]))
```

C.

D.



Correct Answer: B

Section: (none)

Explanation

Explanation/Reference:

Explanation:

The following example returns the sum of the Measures. [Order Quantity] member, aggregated over the first eight months of calendar year 2003 that are contained in the Date dimension, from the Adventure Works cube.

Copy

```
WITH MEMBER [Date].[Calendar].[First8Months2003] AS
```

```
Aggregate(  
  PeriodsToDate(  
    [Date].[Calendar].[Calendar Year],  
    [Date].[Calendar].[Month].[August 2003]  
  )  
)  
SELECT  
  [Date].[Calendar].[First8Months2003] ON COLUMNS,  
  [Product].[Category].Children ON ROWS  
FROM  
  [Adventure Works]  
WHERE  
  [Measures].[Order Quantity]
```

References: <https://docs.microsoft.com/en-us/sql/mdx/aggregate-mdx>

QUESTION 12

HOTSPOT

You are a database administrator in a company that uses Microsoft SharePoint Server for all intranet sites. You are responsible for the installation of new database server instances.

You must install Microsoft SQL Server Analysis Server (SSAS) to support deployment of the following projects. You develop both projects by using SQL Server Data Tools.

- Project1 is based on a multidimensional data model that contains four cubes. Each cube has nine dimensions.
- Project2 uses SQL Server data mining to predict customer purchasing intention using the Decision Trees algorithm.

You need to install the appropriate services to support both projects.

What should you do? In the table below, select the appropriate services for each project.

NOTE: Make only one selection in each column. Each correct selection is worth one point.

Hot Area:

Answer Area

Action	Project1	Project2
Install one tabular instance of SSAS.	<input type="radio"/>	<input type="radio"/>
Install one multidimensional instance of SSAS.	<input type="radio"/>	<input type="radio"/>
Install a Power Pivot instance of SSAS.	<input type="radio"/>	<input type="radio"/>
Install two separate tabular instances of SSAS.	<input type="radio"/>	<input type="radio"/>

Correct Answer:

Answer Area

Action	Project1	Project2
Install one tabular instance of SSAS.	<input type="radio"/>	<input type="radio"/>
Install one multidimensional instance of SSAS.	<input checked="" type="radio"/>	<input checked="" type="radio"/>
Install a Power Pivot instance of SSAS.	<input type="radio"/>	<input type="radio"/>
Install two separate tabular instances of SSAS.	<input type="radio"/>	<input type="radio"/>

Section: (none)
Explanation

Explanation/Reference:

Project1:

Project2: Multidimensional

Note: Analysis Services can be installed in one of three server modes: Multidimensional and Data Mining (default), Power Pivot for SharePoint, and Tabular.

Incorrect Answers:

Not Power Pivot: Power Pivot is simpler, offering visual data modeling in Excel, with server support provided via SharePoint.

References: <https://docs.microsoft.com/en-us/sql/analysis-services/comparing-tabular-and-multidimensional-solutions-ssas>

QUESTION 13

You are responsible for installing new database server instances.

You must install Microsoft SQL Server Analysis Services (SSAS) to support deployment of the following projects. You develop both projects by using SQL Server Data Tools.

- Project1 uses the tabular data model.
- Project2 uses SQL Server data mining to predict customer-purchasing intentions by using the Decision Trees algorithm.

You need to install the appropriate services to support both projects.

Which two actions should you perform? Each correct answer presents part of the solution.

- A. Install one tabular instance of SSAS and enable the Data Mining Extensions.
- B. Install one multidimensional instance of SSAS.
- C. Install one tabular instance of SSAS.
- D. Install a multidimensional instance and a Power Pivot instance of SSAS on the same server.
- E. Install two separate tabular instances of SSAS.

Correct Answer: BC

Section: (none)

Explanation

Explanation/Reference:

Explanation:

Analysis Services can be installed in one of three server modes: Multidimensional and Data Mining (default), Power Pivot for SharePoint, and Tabular.

References: <https://docs.microsoft.com/en-us/sql/analysis-services/comparing-tabular-and-multidimensional-solutions-ssas>

QUESTION 14

Note: This question is part of a series of questions that use the same or similar answer choices. An answer choice may be correct for more than one question in the series. Each question is independent of the other questions in this series. Information and details provided in a question apply only to that question.

You administer a Microsoft SQL Server Analysis Services (SSAS) tabular model for a retail company. The model is the basis for reports on inventory levels, popular products, and regional store performance.

The company recently split up into multiple companies based on product lines. Each company starts with a copy of the database and tabular model that contains data for a specific product line.

You need to optimize performance of queries that use the copied tabular models while minimizing downtime.

What should you do?

- A. Ensure that DirectQuery is enabled for the model.
- B. Ensure that DirectQuery is disabled for the model.
- C. Ensure that the Transactional Deployment property is set to True.
- D. Ensure that the Transactional Deployment property is set to False.
- E. Process the model in Process Full mode.
- F. Process the model in Process Data mode.
- G. Process the model in Process Defrag mode.

Correct Answer: C

Section: (none)

Explanation

Explanation/Reference:

Explanation:

The Transactional Deployment setting controls whether the deployment of metadata changes and process commands occurs in a single transaction or in separate transactions.

If this option is True (default), Analysis Services deploys all metadata changes and all process commands within a single transaction.

If this option is False, Analysis Services deploys the metadata changes in a single transaction, and deploys each processing command in its own transaction.

References: <https://docs.microsoft.com/en-us/sql/analysis-services/multidimensional-models/deployment-script-files-specifying-processing-options>

QUESTION 15

Note: This question is part of a series of questions that use the same or similar answer choices. An answer choice may be correct for more than one question in the series. Each question is independent of the other questions in this series. Information and details provided in a question apply only to that question.

You are developing Microsoft SQL Server Analysis Services (SSAS) tabular model.

The model must meet the following requirements:

- Support the RELATED and TRUNC DAX functions. ▪
- Show updated data as quickly as possible.

You need to configure model.

What should you do?

- A. Ensure that DirectQuery is enabled for the model.
- B. Ensure that DirectQuery is disabled for the model.
- C. Ensure that the Transactional Deployment property is set to True.

- D. Ensure that the Transactional Deployment property is set to False.
- E. Process the model in Process Full mode.
- F. Process the model in Process Data mode.
- G. Process the model in Process Defrag mode.

Correct Answer: A

Section: (none)

Explanation

Explanation/Reference:

Explanation:

DAX originally emerged from a Power Pivot add-in for Excel, as a formula language extension for creating calculated columns and measures for data analysis (which are also integral elements of one SSAS Tabular model database, too), but when Microsoft added support for DAX queries in SQL Server 2012, BI experts started “daxing” data from Tabular model databases.

That trend continues, because of simplicity and fast query execution (related to DirectQuery mode in SSAS Tabular).

References: <https://www.sqlshack.com/query-ssas-tabular-model-database-using-dax-functions/>

QUESTION 16

You are building a Microsoft SQL Server Analysis Services multidimensional model over a SQL Server database. In a cube named OrderAnalysis, there is a standard cube dimension named Stock Item.

This dimension has the following attributes:

- Stock Item Key
- WWI Stock Item ID
- Stock Item
- Color
- Selling Package
- Buying Package
- Brand
- Size
- Lead Time Days
- Quantity Per Outer
- Is Chiller Stock
- Barcode
- Tax Rate
- Unit Price

- Recommended Retail Price
- Typical Weight Per Unit
- Photo
- Valid From ▪
- Valid To
- Lineages Key

Users report that the attributes Stock Item Key and Photo are distracting and are not providing any value. They have asked for the attributes to be removed. However, these attributes are needed by other cubes.

You need to hide the specified attributes from the end users of the OrderAnalysis cube. You do not want to change the structure of the dimension.

Which change should you make to the properties for the Stock Item Key and Photo attributes?

- A. Set the AttributeHierarchyVisible property to False.
- B. Set the AttributeHierarchyEnabledproperty to False.
- C. Set the AttributeVisibility property to Hidden.
- D. Set the Usage property to Regular.
- E. Set the AttributeHierarchyDisplayFolder property to Hidden.

Correct Answer: A

Section: (none)

Explanation

Explanation/Reference:

Explanation:

The value of the AttributeHierarchyEnabled property determines whether an attribute hierarchy is created. If this property is set to False, the attribute hierarchy is not created and the attribute cannot be used as a level in a user hierarchy; the attribute hierarchy exists as a member property only. However, a disabled attribute hierarchy can still be used to order the members of another attribute. If the value of the AttributeHierarchyEnabled property is set to True, the value of the AttributeHierarchyVisible property determines whether the attribute hierarchy is visible independent of its use in a user-defined hierarchy.

References: [https://technet.microsoft.com/en-us/library/ms166717\(v=sql.110\).aspx](https://technet.microsoft.com/en-us/library/ms166717(v=sql.110).aspx)





<https://vceplus.com/>

