

MB-330.VCEplus.premium.exam.58q

Number: MB-330
Passing Score: 800
Time Limit: 120 min
File Version: 1.0



Website: <https://vceplus.com>

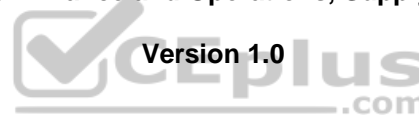
VCE to PDF Converter: <https://vceplus.com/vce-to-pdf/>

Facebook: <https://www.facebook.com/VCE.For.All.VN/>

Twitter : https://twitter.com/VCE_Plus

MB-330

Microsoft Dynamics 365 for Finance and Operations, Supply Chain Management (beta)



Version 1.0

Sections

1. Implement Product information management
2. Implement Inventory management
3. Implement and manage Supply Chain processes
4. Implement Warehouse management and Transportation management and perform business processes

Exam A

QUESTION 1

A company needs to create new items that can be company owned or vendor owned.

You need to create and set up the items so that they can be used as company owned or consignment.

What should you do?

- A. Assign a non-stock service item model group
- B. Assign a moving average costing inventory model
- C. Activate batch dimension and assign a standard costing inventory model
- D. Activate owner dimension and assign a standard costing inventory model

Correct Answer: D

Section: Implement Product information management Explanation

Explanation/Reference:

QUESTION 2

DRAG DROP

You manage a Dynamics 365 for Finance and Operations system for a company.

You need to configure agreements in the system.

Which agreement types should you use? To answer, drag the appropriate agreement types to the appropriate scenarios. Each agreement type may be used once, more than once, or not at all. You may need to drag the split bar between panes or scroll to view content.

NOTE: Each correct selection is worth one point.

Select and Place:

Correct Answer:

Section: Implement Product information management Explanation

Explanation/Reference:

QUESTION 3

A company uses trade agreements for their customers. Prices for some customers must round to the nearest US dollar.

A customer reports that prices do not round to the nearest US dollar as required.

You need to resolve the issue.

In Trade agreement journals, which option should you use?

- A. Adjustment
- B. View smart rounding
- C. Validate all lines
- D. Apply smart rounding

Correct Answer: D

Section: Implement Product information management

Explanation

Explanation/Reference:

QUESTION 4

DRAG DROP

A company manufactures wood furniture.

Cabinets can be purchased with different wood finishes including oak and maple.

You need to configure a product attribute to characterize the types of cabinet finishes.

Which three actions should you perform in sequence? To answer, move the appropriate actions from the list of actions to the answer area and arrange them in the correct order.

Select and Place:

Actions

Add an attribute to the procurement category

Create an attribute of type Boolean and define the different types of wood finishes

Assign the attribute to the retail category

Create style dimensions for the different types of wood finishes

Create an attribute type of type Text and define the different types of wood finishes

Create an attribute associated with an attribute type for Cabinet Finishing

Answer Area



Correct Answer:

Actions

Add an attribute to the procurement category

Create an attribute of type Boolean and define the different types of wood finishes

Assign the attribute to the retail category

Create style dimensions for the different types of wood finishes

Create an attribute type of type Text and define the different types of wood finishes

Create an attribute associated with an attribute type for Cabinet Finishing



Answer Area

Create an attribute type of type Text and define the different types of wood finishes

Create an attribute associated with an attribute type for Cabinet Finishing

Assign the attribute to the retail category



Section: Implement Product information management Explanation

Explanation/Reference:

References: <https://docs.microsoft.com/en-us/dynamics365/unified-operations/retail/attribute-attribute-groups-lifecycle>

QUESTION 5 A company creates several item costing versions.

All new and existing items have costs associated with them. After applying the costs, the company notices the activation date has not been updated.

You need to update the items to the current date for activation.

What should you do?

- A. Set the item cost record status to Active
- B. Set the from date to today and leave the item cost record status at Pending
- C. Set the item cost record status to Pending
- D. Set the cost price and date of price on the released product

Correct Answer: A

Section: Implement Product information management Explanation

Explanation/Reference:

References: <https://docs.microsoft.com/en-us/dynamics365/unified-operations/supply-chain/cost-management/costing-versions>

QUESTION 6 An employee at a company releases a new product from the Released product maintenance workspace.

An employee in another department is unable to add the product to a sales order. You determine that dimension groups have not been applied to the product.

You need to ensure that the product can be added to the sales order.

Actions

- Create an inclusive list type for New York, United States
- Create an exclusive list type for California, United States
- Add item C0001 to the restricted product lists
- Open the Restricted products regional lists form
- Create an inclusive list type for the United States
- Create a regulated products regional list for California, United States. Add item C0001 to the list
- Open the Regulated products regional lists



Answer Area

- Open the Restricted products regional lists form
- Create an inclusive list type for the United States
- Create an exclusive list type for California, United States
- Add item C0001 to the restricted product lists



Section: Implement Product information management Explanation

Explanation/Reference:

QUESTION 8 An employee at a company needs to lay out the various component builds for bicycles.

You need to identify which constraints the employee should use to set up the bicycles.

Which two types of constraints achieve the goal? Each correct answer presents a complete solution.

NOTE: Each correct selection is worth one point.

- A. table constraints that are used generically among product configuration models
- B. expression constraints that are used generically among product configuration models
- C. expression constraints that are unique to each product configuration model
- D. table constraints that are always unique to each product configuration model

Correct Answer: AC

Section: Implement Product information management Explanation

Explanation/Reference:

References: <https://docs.microsoft.com/en-us/dynamics365/unified-operations/supply-chain/pim/expression-constraints-table-constraints-product-configuration-models>

QUESTION 9

HOTSPOT

You are configuring pricing for a new item.

Wholesale customers must pay \$10.00 for order quantities of up to 9 units. All other customers receive a static price of \$14.00 regardless of quantity.

You need to configure sales trade agreements.

In Trade Agreement Setup, which actions should you perform? To answer, select the appropriate options in the answer area.

NOTE: Each correct selection is worth one point.

Hot Area:

Correct Answer:

Section: Implement Product information management Explanation

Explanation/Reference:

References: <https://docs.microsoft.com/en-us/dynamics365/unified-operations/supply-chain/sales-marketing/tasks/create-new-trade-agreement>

QUESTION 10

HOTSPOT

An airport uses Dynamics 365 for Finance and Operations. You purchase new baggage-sorting hardware.

You must add both the hardware and the service contract for the hardware to the product hierarchy.

You need to configure the category node.

What should you do? To answer, select the appropriate options in the answer area.

NOTE: Each correct selection is worth one point.

Hot Area:

Answer Area

Item

Action

Baggage system hardware

	▼
Create a new category node and select Classify as tangible	
Add to an existing category node and select Classify as tangible	
Add to an existing category node and clear Classify as tangible	

Service agreement

	▼
Create a new category node and select Classify as tangible	
Add to an existing category node and select Classify as tangible	
Add to an existing category node and clear Classify as tangible	

Correct Answer:

Answer Area

Item	Action
Baggage system hardware	
	Create a new category node and select Classify as tangible
	Add to an existing category node and select Classify as tangible
Service agreement	Add to an existing category node and clear Classify as tangible
	Create a new category node and select Classify as tangible
	Add to an existing category node and select Classify as tangible
	Add to an existing category node and clear Classify as tangible

Section: Implement Product information management Explanation

Explanation/Reference:

QUESTION 11 A company manufactures and sells speaker boxes. The speaker boxes can be silver or black with a basic or upgraded wiring harness assembly.

The speaker box must be created in the item master so that the variables for colors and harness type can be assigned at order entry.

You need to create a new item that supports multiple variables.

What should you do?

- A. Create a new product. Select predefined variant as the configuration technology.
- B. Create a new product master. Select constraint-based configuration as the configuration technology.
- C. Create a new product. Select constraint-based configuration as the configuration technology.
- D. Create a new product master. Select predefined variant as the configuration technology.

Correct Answer: D

Section: Implement Product information management Explanation

Explanation/Reference:

QUESTION 12 A company has items in inventory with two costing methods: FIFO and Standard.

The company needs to calculate the cost of all items at month end and provide a total inventory value to the finance department.

You need to determine the total value of inventory.

Which costing method requires running the inventory close?

- A. FIFO and Standard Cost items
- B. FIFO items only

- C. LIFO, Moving Average, and Date Weighted Average items
- D. Standard Cost items only

Correct Answer: B

Section: Implement Product information management Explanation

Explanation/Reference:

QUESTION 13

Note: This question is part of a series of questions that present the same scenario. Each question in the series contains a unique solution that might meet the stated goals. Some question sets might have more than one correct solution, while others might not have a correct solution.

After you answer a question in this section, you will NOT be able to return to it. As a result, these questions will not appear in the review screen.

A company is implementing inventory management in Dynamics 365 for Finance and Operations.

The company needs to block inventory and ensure that physical inventory will not be reserved by other outbound transactions.

You need to select the appropriate option to block the inventory in the system.

Solution: Select the full blocking option in the item sampling page.

Does the solution meet the goal?

- A. Yes
- B. No

Correct Answer: B

Section: Implement Inventory management Explanation



Explanation/Reference:

References: <https://docs.microsoft.com/en-us/dynamics365/unified-operations/supply-chain/inventory/inventory-blocking>

QUESTION 14

Note: This question is part of a series of questions that present the same scenario. Each question in the series contains a unique solution that might meet the stated goals. Some question sets might have more than one correct solution, while others might not have a correct solution.

After you answer a question in this section, you will NOT be able to return to it. As a result, these questions will not appear in the review screen.

A company is implementing inventory management in Dynamics 365 for Finance and Operations.

The company needs to block inventory and ensure that physical inventory will not be reserved by other outbound transactions.

You need to select the appropriate option to block the inventory in the system.

Solution: Create a quality order on the quality orders page for the quantity to be blocked.

Does the solution meet the goal?

- A. Yes
- B. No

Correct Answer: B

Section: Implement Inventory management Explanation

Explanation/Reference:

References: <https://docs.microsoft.com/en-us/dynamics365/unified-operations/supply-chain/inventory/inventory-blocking>

QUESTION 15

Note: This question is part of a series of questions that present the same scenario. Each question in the series contains a unique solution that might meet the stated goals. Some question sets might have more than one correct solution, while others might not have a correct solution.

After you answer a question in this section, you will NOT be able to return to it. As a result, these questions will not appear in the review screen.

A company is implementing inventory management in Dynamics 365 for Finance and Operations.

The company needs to block inventory and ensure that physical inventory will not be reserved by other outbound transactions.

You need to select the appropriate option to block the inventory in the system.

Solution: Manually create a transaction on the inventory blocking page.

Does the solution meet the goal?

- A. Yes
- B. No

Correct Answer: A

Section: Implement Inventory management Explanation

Explanation/Reference:

References: <https://docs.microsoft.com/en-us/dynamics365/unified-operations/supply-chain/inventory/inventory-blocking>

QUESTION 16

HOTSPOT

Inventory in a warehouse is assigned to an inventory status of available.

You need to set up an inventory status for damaged items so that they are not sold to customers.

Which values should you use? To answer, select the appropriate options in the answer area.

NOTE: Each correct selection is worth one point.

Hot Area:



Answer Area

Requirement	Value
Configure the inventory blocking parameter for each inventory status.	<div>▼</div> <div> available unblocked, damaged blocked available blocked, damaged unblocked available blocked, damaged blocked available unblocked, damaged unblocked </div>
Assign the default status.	<div>▼</div> <div> Site, Warehouse, and Item Site, Warehouse, and Location Warehouse, and Location only Site and Serial </div>

Correct Answer:

Answer Area



Requirement	Value
Configure the inventory blocking parameter for each inventory status.	<div>▼</div> <div> available unblocked, damaged blocked available blocked, damaged unblocked available blocked, damaged blocked available unblocked, damaged unblocked </div>
Assign the default status.	<div>▼</div> <div> Site, Warehouse, and Item Site, Warehouse, and Location Warehouse, and Location only Site and Serial </div>

Section: Implement Inventory management
Explanation

Explanation/Reference:

QUESTION 17
HOTSPOT

A company sells a new product line. Buyers purchase a large shipment into the distribution center.

The product must be divided among the retail stores equally.

You need to configure buyer push functionality.

Which configuration options should you use? To answer, select the appropriate options in the answer area.

NOTE: Each correct selection is worth one point.

Hot Area:

Answer Area

Requirement

Create the push.

Configuration option

	▼
replenishment rules and enter total quantity	
location weight and enter total quantity	
fixed quantity and enter total quantity	
location weight and enter manual quantity	

Create the order.

	▼
transfer order	
sales order	
purchase order	
intercompany order	

Correct Answer:

Answer Area

Requirement

Create the push.

Configuration option

	▼
replenishment rules and enter total quantity	
location weight and enter total quantity	
fixed quantity and enter total quantity	
location weight and enter manual quantity	

Create the order.

	▼
transfer order	
sales order	
purchase order	
intercompany order	

Section: Implement Inventory management Explanation

Explanation/Reference:



QUESTION 18

DRAG DROP

A company uses Dynamics 365 for Finance and Operations.

You need to perform month-end close processes.

At which process steps should you perform the actions? To answer, drag the appropriate process steps to the appropriate actions. Each process step may be used once, more than once, or not at all. You may need to drag the split bar between panes or scroll to view content.

NOTE: Each correct selection is worth one point.

Select and Place:

Process steps

pre-closing
close procedure - check open quantities
close procedure - check item costs
close procedure - close inventory
inventory close log

Answer Area

Action

- Configure the system to disregard non-financial transactions during month-end close processes.
- Display a list of inventory transactions that will remain open after month-end close.
- Display a list of items that exceed the maximum deviation percentage.
- Settle issue transactions to receipt transaction based on the inventory valuation method assigned to each item.
- Display a list of transactions that were not settled.

Process step

Process step
Process step
Process step
Process step
Process step

Correct Answer:

Process steps

pre-closing
close procedure - check open quantities
close procedure - check item costs
close procedure - close inventory
inventory close log

Answer Area

Action

- Configure the system to disregard non-financial transactions during month-end close processes.
- Display a list of inventory transactions that will remain open after month-end close.
- Display a list of items that exceed the maximum deviation percentage.
- Settle issue transactions to receipt transaction based on the inventory valuation method assigned to each item.
- Display a list of transactions that were not settled.

Process step

pre-closing
close procedure - check open quantities
close procedure - check item costs
close procedure - close inventory
inventory close log

Section: Implement Inventory management
Explanation

Explanation/Reference:

QUESTION 19 A company uses Dynamics 365 for Finance and Operations.

An employee notices a discrepancy in inventory.

You need to create the inventory blocking transaction.

What are two possible ways to achieve the goal? Each correct answer presents a complete solution.

NOTE: Each correct selection is worth one point.

- A. inventory status
- B. quality order
- C. batch disposition code
- D. manual inventory blocking

Correct Answer: BD

Section: Implement Inventory management Explanation

Explanation/Reference:

References: <https://docs.microsoft.com/en-us/dynamics365/unified-operations/supply-chain/inventory/inventory-blocking>

QUESTION 20 A company has revenue items that generate high, medium, or low revenue.

You need to configure ABC classifications as follows:

Item type	Classification
High revenue	A
Medium revenue	B
Low revenue	C



Which two actions should you perform? Each correct answer presents part of the solution.

NOTE: Each correct selection is worth one point.

- A. Define highest, middle, and lowest ABC values as percentages
- B. Define highest, middle, and lowest ABC values as amounts
- C. Select ABC model of revenue
- D. Define internal interest in percentage
- E. Select ABC model of value

Correct Answer: AC

Section: Implement Inventory management Explanation

Explanation/Reference:

QUESTION 21 You are the materials manager at a distribution company.

You are responsible for setting up the ABC classification of all items as follows:

- Class A materials represent 70 percent of the material value.
- Class B materials represent 20 percent of the material value.

- Class C materials represent 10 percent of the material value but are the most commonly used.

You need to assign an ABC classification value model to all items using those values.

What should you do?

- A. Run the ABC classification report
- B. Run the ABC classification periodic task to update the value model for all items
- C. Manually update the Value classification on the Released product record
- D. Run the ABC classification periodic task to update the revenue model for all items

Correct Answer: B

Section: Implement Inventory management Explanation

Explanation/Reference:

QUESTION 22

DRAG DROP

You are the sales manager at a distribution company.

You have a drop-ship order for a batch of chemicals that will go directly from your vendor to your customer.

You need to create and process this direct delivery within Dynamics 365 Finance and Operations.

Which three actions should you perform in sequence? To answer, move the appropriate actions from the list of actions to the answer area and arrange them in the correct order.

Select and Place:

Actions



Manually create a purchase order and enter the lines

Post the Packing slip from the sales order

Select **Direct delivery** from the Sales order tab of the Action Pane and then select vendor

Create a sales order and add lines

Post the Product receipt on the purchase order

Answer Area

Correct Answer:

Actions

- Manually create a purchase order and enter the lines
- Post the Packing slip from the sales order
- Select **Direct delivery** from the Sales order tab of the Action Pane and then select vendor
- Create a sales order and add lines
- Post the Product receipt on the purchase order



Answer Area

- Create a sales order and add lines
- Select **Direct delivery** from the Sales order tab of the Action Pane and then select vendor
- Post the Product receipt on the purchase order

Section: Implement Inventory management Explanation

Explanation/Reference:

References: <https://community.dynamics.com/ax/b/abhijeethelestheaxeffect/archive/2018/09/19/direct-delivery-in-dynamics-365-for-finance-and-operations>

QUESTION 23

HOTSPOT

An inventory control clerk manages adjustments in inventory.

Some adjustments have a cost impact. Other adjustments must be posted to a specific ledger account or must be registered in inventory.

You need to configure the system.

Which journal types should you use? To answer, select the appropriate options in the answer area.

NOTE: Each correct selection is worth one point.

Hot Area:

Correct Answer:

Section: Implement Inventory management Explanation

Explanation/Reference:

QUESTION 24

A company employee is in charge of warehouse operations and controlling inventory adjustments through journals.

The employee needs to add inventory for samples at a specific cost. The samples were shipped by a vendor without a purchase order. The employee needs to be sure that the inventory value goes to a ledger account so that the value of the samples is not mixed in with another inventory value.

You need to ensure that the employee is able to correctly add the inventory.

What should you do?

- A. Create a movement journal, add the cost, and specify the offset ledger account on the line.
- B. Create an adjustment journal, add the cost, and specify the offset ledger account on the line.
- C. Create an arrival journal, add the cost, and specify the offset ledger account on the line.
- D. Create a transfer journal, transfer to a different warehouse, and then adjust the cost.

Correct Answer: A

Section: Implement Inventory management **Explanation**

Explanation/Reference:

References: <https://docs.microsoft.com/en-us/dynamics365/unified-operations/supply-chain/inventory/inventory-journals>

QUESTION 25

DRAG DROP

You are the inventory manager for a distribution center. You are configuring the inventory breakdown for a new center in California.

You need to set up warehouse locations for the center and configure the prerequisite inventory hierarchy.

Which four actions should you perform in sequence? To answer, move the appropriate actions from the list of actions to the answer area and arrange them in the correct order.

Select and Place:

Actions

- Create a warehouse
- Create a shelf
- Create a location
- Create a site
- Create a rack
- Create an aisle

Answer Area

Correct Answer:

Actions

Create a warehouse
Create a shelf
Create a location
Create a site
Create a rack
Create an aisle



Answer Area

Create a warehouse
Create an aisle
Create a rack
Create a shelf

Section: Implement Inventory management Explanation

Explanation/Reference:

QUESTION 26 A company is implementing sales order functionality in Dynamics 365 for Finance and Operations.

The company has a business requirement to fulfill sales orders by using direct delivery.

You need to enter a direct delivery sales order so that a purchase order is automatically created.

What should you do after you enter the sales order and lines?

- A. Set the ship complete toggle to **On** and confirm the order on the sales order header.
- B. Select automatic and confirm the sales order on the line level setup tab in the reservation field.
- C. Change the customer's address to the vendor's direct delivery address and confirm the sales order.
- D. Select the direct delivery option under the sales order action pane and complete the form.

Correct Answer: D

Section: Implement Inventory management Explanation

Explanation/Reference:

QUESTION 27

Note: This question is part of a series of questions that present the same scenario. Each question in the series contains a unique solution that might meet the stated goals. Some question sets might have more than one correct solution, while others might not have a correct solution.

After you answer a question in this section, you will NOT be able to return to it. As a result, these questions will not appear in the review screen.

A vendor is offering a rebate program on bottles of wine that have purchase orders placed within a month. There is a \$5.00 rebate on the purchase of 10-100 bottles and a \$6.00 rebate for the purchase of 101-200 bottles. Customers can purchase wine by the bottle or by the case. Discounts apply to all varieties of wine sold by the vendor.

You need to create a vendor rebate agreement to ensure that the correct rebate amount is claimed at the end of the month.

Solution: On the rebate agreement, specify each item group assigned to wine. Add a rebate line break of quantity 10-100 and a second rebate line break of quantity 101-200.

Does the solution meet the goal?

- A. Yes
- B. No

Correct Answer: B

Section: Implement and manage Supply Chain processes

Explanation

Explanation/Reference:

QUESTION 28

Note: This question is part of a series of questions that present the same scenario. Each question in the series contains a unique solution that might meet the stated goals. Some question sets might have more than one correct solution, while others might not have a correct solution.

After you answer a question in this section, you will NOT be able to return to it. As a result, these questions will not appear in the review screen.

A vendor is offering a rebate program on bottles of wine that have purchase orders placed within a month. There is a \$5.00 rebate on the purchase of 10-100 bottles and a \$6.00 rebate for the purchase of 101-200 bottles. Customers can purchase wine by the bottle or by the case. Discounts apply to all varieties of wine sold by the vendor.

You need to create a vendor rebate agreement to ensure that the correct rebate amount is claimed at the end of the month.

Solution: On the rebate agreement, set the calculation date type field to **created**.

Does the solution meet the goal?

- A. Yes
- B. No



Correct Answer: B

Section: Implement and manage Supply Chain processes

Explanation

Explanation/Reference:

QUESTION 29

Note: This question is part of a series of questions that present the same scenario. Each question in the series contains a unique solution that might meet the stated goals. Some question sets might have more than one correct solution, while others might not have a correct solution.

After you answer a question in this section, you will NOT be able to return to it. As a result, these questions will not appear in the review screen.

A vendor is offering a rebate program on bottles of wine that have purchase orders placed within a month. There is a \$5.00 rebate on the purchase of 10-100 bottles and a \$6.00 rebate for the purchase of 101-200 bottles. Customers can purchase wine by the bottle or by the case. Discounts apply to all varieties of wine sold by the vendor.

You need to create a vendor rebate agreement to ensure that the correct rebate amount is claimed at the end of the month.

Solution: On the rebate agreement, set the start date to be the first of the month. Set the expiry date to be 30 days.

Does the solution meet the goal?

- A. Yes
- B. No

Correct Answer: B

Section: Implement and manage Supply Chain processes

Explanation

Explanation/Reference:

QUESTION 30 You configure purchasing policies and oversee purchasing processes for a company.

Users often submit requisitions with incorrect information. Users also select non-approved vendors or incorrect categories.

You need to set up a procurement policy that limits which procurement categories and vendors can be selected.

Which two policy rules should you configure? Each correct answer presents part of the solution.

NOTE: Each correct selection is worth one point.

- A. Category access policy rule
- B. Purchase requisition control rule
- C. Catalog policy rule
- D. Category policy rule

Correct Answer: AD

Section: Implement and manage Supply Chain processes

Explanation

Explanation/Reference:

References: <https://docs.microsoft.com/en-us/dynamics365/unified-operations/supply-chain/procurement/purchase-policies>

QUESTION 31 A buyer places a purchase requisition for item C0001 from a new vendor.

All purchases from a new vendor must go through an internal workflow approval process.

You need to ensure that a purchase order (PO) is automatically created from the purchase requisition.

Which setup must be in place?

- A. Status = approved, item = C0001, vendor populated on the PO
- B. Status = in review, item = C0001, vendor populated on the purchase requisition
- C. Status = approved, item = C0001, vendor populated on the purchase requisition
- D. Status = draft, item = C0001, vendor populated on the PO

Correct Answer: C

Section: Implement and manage Supply Chain processes

Explanation

Explanation/Reference:

QUESTION 32

DRAG DROP

You are the purchasing manager for a company. You enter into a consignment agreement with a vendor.

Raw material R0001 is managed under the consignment agreement with the vendor.

You need to replenish raw material R0001 for consumption and update ownership.

Which four actions should you perform in sequence? To answer, move the appropriate actions from the list of actions to the answer area and arrange them in the correct order.

Select and Place:

Actions

Create a consignment replenishment order

Transfer material from the vendor warehouse to your company warehouse

Post the vendor invoice

Create and post an inventory ownership change journal entry

Generate a consignment replenishment order product receipt

Confirm the order

Answer Area



Correct Answer:

Actions

Create a consignment replenishment order

Transfer material from the vendor warehouse to your company warehouse

Post the vendor invoice

Create and post an inventory ownership change journal entry

Generate a consignment replenishment order product receipt

Confirm the order

Answer Area

Create a consignment replenishment order

Transfer material from the vendor warehouse to your company warehouse

Generate a consignment replenishment order product receipt

Create and post an inventory ownership change journal entry



Section: Implement and manage Supply Chain processes
Explanation

Explanation/Reference:

References:

<https://docs.microsoft.com/en-us/dynamics365/unified->

[operations/supply-chain/inventory/consignment](#)

QUESTION 33

HOTSPOT

A primary vendor tells you that their purchase order (PO) items will be delivered seven days later than expected. You find another vendor that carries the product and can deliver it the next day.

You need the purchases from both vendors, but only one PO exists in the system.


You need to ensure that the system correctly reflects the inbound products from both vendors.

How should you complete the setup? To answer, select the appropriate options in the answer area.

NOTE: Each correct selection is worth one point.

Hot Area:

Answer Area

Task	Action
Modify the original PO.	<div> <div></div> <div> Add a new PO line with the second vendor, item, and quantity Modify the expected receipt date to increase by seven days Modify the receipts list to change the expected receipt date </div> </div>
Create a new PO.	<div> <div>  </div> <div> <div></div> <div> Add the primary vendor with a document handling note to send the PO to the new vendor and then add the item Add the primary vendor, create a case to link the new vendor, and add the item Add the new vendor and the item Add the primary vendor and the item. Change the vendor upon receipt </div> </div> </div>

Correct Answer:

Answer Area

Task	Action
Modify the original PO.	<div>▼</div> <div> Add a new PO line with the second vendor, item, and quantity Modify the expected receipt date to increase by seven days Modify the receipts list to change the expected receipt date </div>
Create a new PO.	<div>▼</div> <div> Add the primary vendor with a document handling note to send the PO to the new vendor and then add the item Add the primary vendor, create a case to link the new vendor, and add the item Add the new vendor and the item Add the primary vendor and the item. Change the vendor upon receipt </div>

Section: Implement and manage Supply Chain processes

Explanation

Explanation/Reference:

QUESTION 34

HOTSPOT

A company has several vendors who require 1099s.

You need to set up the vendors so that year-end reports can be correctly generated.

What should you do? To answer, select the appropriate options in the answer area.

NOTE: Each correct selection is worth one point.

Hot Area:

Answer Area

Requirement	Action
Set up vendors	<div>▼</div> <div> Select Report 1099, enter the tax ID, and select the tax ID type Clear Report 1099, enter the tax ID, and select the tax ID type Select Report 1099. Use the vendor ID as the tax ID type Clear Report 1099. Do not enter a value for the tax ID type </div>
Add or edit 1099 accounts	<div>▼</div> <div> Edit invoice lines, edit settlement, and add manual 1099 transactions Edit settlement, add manual 1099 transactions, and edit sales order lines Edit item transactions, edit purchase order lines, and edit invoice lines Edit them transactions, edit settlement, and add manual 1099 transactions </div>

Correct Answer:

Answer Area

Requirement	Action
Set up vendors	<div>▼</div> <div> Select Report 1099, enter the tax ID, and select the tax ID type Clear Report 1099, enter the tax ID, and select the tax ID type Select Report 1099. Use the vendor ID as the tax ID type Clear Report 1099. Do not enter a value for the tax ID type </div>
Add or edit 1099 accounts	<div>▼</div> <div> Edit invoice lines, edit settlement, and add manual 1099 transactions Edit settlement, add manual 1099 transactions, and edit sales order lines Edit item transactions, edit purchase order lines, and edit invoice lines Edit them transactions, edit settlement, and add manual 1099 transactions </div>

Section: Implement and manage Supply Chain processes
Explanation

Explanation/Reference:

QUESTION 35

A company uses Dynamics 365 for Finance and Operations.

A customer returns a product that is defective for a replacement.

You need to process the return order.

Which three actions should you perform? Each correct answer presents part of the solution.

NOTE: Each correct selection is worth one point.

- A. Create a return of type Credit Only
- B. Set the deadline date according to the company policy
- C. Create a credit note for the replaced product
- D. Set the delivery address to the customer's address in the return order
- E. Create a return of type Physical Return
- F. Set the deadline date to the date the customer returns the defective product
- G. Set the delivery address to the company warehouse in the return order

Correct Answer: BEG

Section: Implement and manage Supply Chain processes

Explanation

Explanation/Reference:

QUESTION 36

HOTSPOT

A company plans to use Dynamics 365 for Finance and Operations to automatically calculate and process royalties.

You need to configure the system.

Which actions should you perform? To answer, select the appropriate options in the answer area.

NOTE: Each correct selection is worth one point.

Hot Area:

Answer Area

Requirement	Action
Ensure that users can view the royalty amount on the sales order price details page.	<div>▼</div> <ul style="list-style-type: none"> Select the Enable price details parameter in accounts receivable Save the contract Calculate the royalty Create an invoice for the royalty amount
Create a royalty claim.	<div>▼</div> <ul style="list-style-type: none"> Create an invoice Pick an order Create a pack slip for an order Confirm an order
Reverse a royalty accrual.	<div>▼</div> <ul style="list-style-type: none"> Process a royalty claim Save a royalty contract Cumulate a royalty claim Configure a royalty claim
Set up items that require royalty payments to use a royalty code.	<div>▼</div> <ul style="list-style-type: none"> Create a royalty contract Create a royalty code group Create a royalty term Create a royalty item

Correct Answer:

Answer Area

Requirement	Action
Ensure that users can view the royalty amount on the sales order price details page.	<div>▼</div> <div>Select the Enable price details parameter in accounts receivable</div> <div>Save the contract</div> <div>Calculate the royalty</div> <div>Create an invoice for the royalty amount</div>
Create a royalty claim.	<div>▼</div> <div>Create an invoice</div> <div>Pick an order</div> <div>Create a pack slip for an order</div> <div>Confirm an order</div>
Reverse a royalty accrual.	<div>▼</div> <div>Process a royalty claim</div> <div>Save a royalty contract</div> <div>Cumulate a royalty claim</div> <div>Configure a royalty claim</div>
Set up items that require royalty payments to use a royalty code.	<div>▼</div> <div>Create a royalty contract</div> <div>Create a royalty code group</div> <div>Create a royalty term</div> <div>Create a royalty item</div>

Section: Implement and manage Supply Chain processes

Explanation

Explanation/Reference:

References: <https://docs.microsoft.com/en-us/dynamics365/unified-operations/financials/accounts-payable/royalty-contract>

QUESTION 37 A client wants to use Dynamics 365 for Finance and Operations to assist processing trade.

You need to ensure that intercompany sales order payments process correctly when intercompany payable journals are posted.

What should you do?

A. In the intercompany trade parameters for sales order policies, select **Post journal automatically**

- B. In the intercompany trade parameters for purchase order policies, select **Post invoice automatically**
- C. In the intercompany trade parameters for purchase order policies, select **Post journal automatically**
- D. In the intercompany trade parameters for sales order policies, select **Allow summary update of documents for original customer**

Correct Answer: A

Section: Implement and manage Supply Chain processes

Explanation

Explanation/Reference:

QUESTION 38 You are the customer relations manager at a wholesale company.

You perform promotion planning and must track fund usage.

You need to set up a trade allowance agreement to register and track promotion contracts.

Which two items should you set up prior to creating the agreement? Each correct answer presents part of the solution.

NOTE: Each correct selection is worth one point.

- A. Sales category hierarchy
- B. Opportunity reasons
- C. Customer category hierarchy
- D. Trade allowance funds

Correct Answer: CD

Section: Implement and manage Supply Chain processes

Explanation



Explanation/Reference:

References: <https://docs.microsoft.com/en-us/dynamics365/unified-operations/supply-chain/sales-marketing/trade-allowance>

QUESTION 39

DRAG DROP

A company wants to expand their purchasing power by enhancing their current procurement catalog in Dynamics 365 for Finance and Operations.

The company wants to redirect to external websites to help build their purchase requisitions.

You need to set up an external catalog.

Which three actions should you perform in sequence? To answer, move the appropriate actions from the list of actions to the answer area and arrange them in the correct order.

Select and Place:

Actions

Configure the vendor for catalog import

Activate the catalog

Create and configure a new external catalog

Create a new procurement catalog

Publish the catalog

Set up and verify procurement category associations to the vendor

Answer Area



Correct Answer:

Actions

Configure the vendor for catalog import

Activate the catalog

Create and configure a new external catalog

Create a new procurement catalog

Publish the catalog

Set up and verify procurement category associations to the vendor

Answer Area

Set up and verify procurement category associations to the vendor

Create and configure a new external catalog

Activate the catalog



Section: Implement and manage Supply Chain processes

Explanation

Explanation/Reference:

QUESTION 40

DRAG DROP

A company uses Dynamics 365 for Finance and Operations.



You just implement commission groups to match commission rates to products.

You need to configure commission tracking.



Which three actions should you perform in sequence? To answer, move the appropriate actions from the list of actions to the answer area and arrange them in the correct order.

NOTE: More than one order of answer choices is correct. You will receive credit for any of the correct orders you select.

Select and Place:

Actions		Answer Area
Set up commission posting	 	
Register sales commissions		
Set up commission groups and rates		
Assign a sales representative		
Assign a commission group to a product		

Correct Answer:

Actions		Answer Area
Set up commission posting	 	Set up commission groups and rates
Register sales commissions		Set up commission posting
Set up commission groups and rates		Assign a commission group to a product
Assign a sales representative		
Assign a commission group to a product		

Section: Implement and manage Supply Chain processes

Explanation

Explanation/Reference:

References: <https://docs.microsoft.com/en-us/dynamics365/unified-operations/supply-chain/sales-marketing/tasks/set-up-sales-commission-rules>

QUESTION 41

HOTSPOT

A company hires four sales representatives for a region named Midwest.

You must configure commissions for the sales representatives in the Midwest region. The calculations must meet the following requirements:

- Calculate commissions for all items sold for customers at a rate of 10 percent of total revenue on a sales order.
 - Apply commissions for all customers in the Midwest Customer group for commission. ▪
- Split commissions equally between the representatives.

You need to configure a commission calculation that meets these requirements.

How should you configure the calculation? To answer, select the appropriate options in the answer area.

NOTE: Each correct selection is worth one point.

Hot Area:

Correct Answer:

Section: Implement and manage Supply Chain processes

Explanation

Explanation/Reference:



QUESTION 42 A company uses Dynamics 365 for Finance and Operations and implements procurement categories.

Purchase requisitions are required for the purchase of procurement category goods.

You need to ensure that the company purchases office supplies only from one specific vendor.

Which two actions should you perform? Each correct answer presents part of the solution.

NOTE: Each correct selection is worth one point.

- A. Add the preferred vendor to the office supplies procurement category setup
- B. Create a preferred trade agreement for the office supplies vendor
- C. In purchasing policies, configure a specific category policy for office supplies
- D. In purchasing policies, create a Purchase requisition control rule
- E. Configure the purchase requisition workflow to specify the office supplies vendor

Correct Answer: AC

Section: Implement and manage Supply Chain processes

Explanation

Explanation/Reference:

QUESTION 43 A company uses the warehouse mobile app for Dynamics 365 for Finance and Operations.

You must create a menu item for reprinting license plate labels. Reprinting a license plate label must not create warehouse work.

You need to configure the warehouse mobile app to add the new menu item.

What should you do?

- A. Set the Mode to **Work**
- B. Set the Mode to **Indirect**
- C. Set the Activity code to **Cancel work**
- D. Set the Activity code to **None**

Correct Answer: B

Section: Implement Warehouse management and Transportation management and perform business processes **Explanation**

Explanation/Reference:

References: <https://docs.microsoft.com/en-us/dynamics365/unified-operations/supply-chain/warehousing/configure-mobile-devices-warehouse>

QUESTION 44 A company plans to implement Dynamics 365 for Finance and Operations shipping manifests.

The company wants to use a multiple-level manifest process.

You need to ensure that the system is configured for multiple-level manifest processing.

What should you validate?

- A. All container groups are manifested before the shipment is manifested
- B. All containers are of the status open before the group is manifested
- C. The allow split picks configuration is enabled
- D. All container types are set up with all four attributes



Correct Answer: A

Section: Implement Warehouse management and Transportation management and perform business processes **Explanation**

Explanation/Reference:

QUESTION 45 You are implementing containerization functionality.

You must automate containerization so that containers and picking work for shipments are created when a wave is processed. The work lines will be split into quantities to fit required containers by size.

You need to set up a container build template that defines the containerization process.

Which three items should you set up before you create the container build template? Each correct answer presents part of the solution.

NOTE: Each correct selection is worth one point.

- A. a wave template that includes the containerize method
- B. container packing policies
- C. a container group
- D. container types
- E. container packing strategies

Correct Answer: ACD

Section: Implement Warehouse management and Transportation management and perform business processes **Explanation**

Explanation/Reference:

References: <https://docs.microsoft.com/en-us/dynamics365/unified-operations/supply-chain/warehousing/tasks/set-up-containerization>

QUESTION 46 You are the inventory manager at a large distribution company.

You notice item P0001 has been running out regularly and the on-hand count seems to differ from what is in Dynamics 365 for Finance and Operations. You want cycle count work to be automatically created when the quantity drops below 10 pieces, which is about once a week.

You need to appropriately configure warehouse management to generate cycle count work.

What should you do?

- A. Create a cycle count plan for item P0001 to run when the quantity is below 10.
- B. Create a cycle count threshold that is percentage based that will generate work when inventory drops below 10% for item P0001.
- C. Create a cycle count threshold that is quantity based and specify 10 for the quantity. Add P0001 as a selected item.
- D. Create a cycle count plan for item P0001. Generate a batch job that runs once a week.

Correct Answer: C

Section: Implement Warehouse management and Transportation management and perform business processes Explanation

Explanation/Reference:

References: <https://docs.microsoft.com/en-us/dynamics365/unified-operations/supply-chain/warehousing/cycle-counting>

QUESTION 47

DRAG DROP

New order items arrive from vendors and come into a company's main warehouse.

You must set up internal transportation processes in Dynamics 365 for Finance and Operations to distribute goods to other locations.

You need to set up inbound orders through transportation management.



In which order should you perform the actions? To answer, move all actions from the list of actions to the answer area and arrange them in the correct order.

NOTE: More than one order of answer choices is correct. You will receive credit for any of the correct orders you select.

Select and Place:

Actions		Answer Area
Confirm a load for shipping	<div style="font-size: 2em;">⏪</div> <div style="font-size: 2em;">⏩</div>	
Plan appointments for a load		
Assign a rate and route to the inbound load		
Register driver check-in and check-out for an appointment		
Create or modify an inbound load for shipping		

Correct Answer:

Actions		Answer Area
Confirm a load for shipping	 	Create or modify an inbound load for shipping
Plan appointments for a load		Assign a rate and route to the inbound load
Assign a rate and route to the inbound load		Confirm a load for shipping
Register driver check-in and check-out for an appointment		Plan appointments for a load
Create or modify an inbound load for shipping		Register driver check-in and check-out for an appointment

Section: Implement Warehouse management and Transportation management and perform business processes Explanation

Explanation/Reference:

References: <https://docs.microsoft.com/en-us/dynamics365/unified-operations/supply-chain/transportation/transportation-management-overview#inbound-transportation>

QUESTION 48 You are implementing warehousing in Dynamics 365 for Finance and Operations.

You configure and approve one warehouse.

You need to use the established warehouse setup to create additional warehouses.

What should you use?

- A. warehouse management parameter setup only
- B. warehouse work template
- C. warehouse configuration template
- D. inventory and warehouse management parameter setup

Correct Answer: C

Section: Implement Warehouse management and Transportation management and perform business processes Explanation

Explanation/Reference:

References: <https://docs.microsoft.com/en-us/dynamics365/unified-operations/supply-chain/inventory/warehouse-template>

QUESTION 49

DRAG DROP

A company plans to implement Dynamics 365 for Finance and Operations mobile device connectivity.

You need to perform a spot cycle count on the mobile device.

Which three actions should you perform in sequence? To answer, move the appropriate actions from the list of actions to the answer area and arrange them in the correct order.

Select and Place:

Actions

- Create inventory journals
- Register and confirm the item number and counted item quantity
- Create a cycle count supervisor
- Select the menu item to process spot cycle counting work
- Register the location to perform spot cycle counting
- Set up cycle counting work

Answer Area



Correct Answer:

Actions

- Create inventory journals
- Register and confirm the item number and counted item quantity
- Create a cycle count supervisor
- Select the menu item to process spot cycle counting work
- Register the location to perform spot cycle counting
- Set up cycle counting work



Answer Area

- Select the menu item to process spot cycle counting work
- Register and confirm the item number and counted item quantity
- Register the location to perform spot cycle counting



Section: Implement Warehouse management and Transportation management and perform business processes Explanation

Explanation/Reference:

References: <https://docs.microsoft.com/en-us/dynamics365/unified-operations/supply-chain/warehousing/cycle-counting#perform-a-cycle-count-by-using-a-mobile-device>

QUESTION 50

DRAG DROP



A company uses the Dynamics 365 for Finance and Operations Warehouse management module.



The company requires production waves to be processed in batch.

You need to configure wave processing.

In which order should you perform the actions? To answer, move all actions from the list of actions to the answer area and arrange them in the correct order.

Select and Place:

Actions		Answer Area
Set up a warehouse	 	
Set up the Production control parameter Production line release		
Set up Wave templates		
Set up Warehouse management parameters		

Actions		Answer Area
Set up a warehouse	 	Set up a warehouse
Set up the Production control parameter Production line release		Set up Wave templates
Set up Wave templates		Set up Warehouse management parameters
Set up Warehouse management parameters		Set up the Production control parameter Production line release

Correct Answer:

Section: Implement Warehouse management and Transportation management and perform business processes Explanation

Explanation/Reference:

References:

<https://docs.microsoft.com/en-us/dynamics365/unified-operations/supply-chain/warehousing/tasks/configure-wave-processing>

QUESTION 51

DRAG DROP

You need to implement location directives in Dynamics 365 for Finance and Operations.

Which objects should you use? To answer, drag the appropriate objects to the correct permissions. Each object may be used once, more than once, or not at all. You may need to drag the split bar between panes or scroll to view content.

NOTE: Each correct selection is worth one point.

Select and Place:

Objects	Requirement	Object
Work order type	Specify the inventory transaction for which a directive is used.	Object
Work type	Specify whether the action will be a pick or a put.	Object
Directive code	Specify which directive is linked to a work template.	Object
Sequence number		

Correct Answer:

Objects	Requirement	Object
Work order type	Specify the inventory transaction for which a directive is used.	Work order type
Work type	Specify whether the action will be a pick or a put.	Work type
Directive code	Specify which directive is linked to a work template.	Directive code
Sequence number		

Section: Implement Warehouse management and Transportation management and perform business processes Explanation

Explanation/Reference:

References: <https://docs.microsoft.com/en-us/dynamics365/unified-operations/supply-chain/warehousing/control-warehouse-location-directives>

QUESTION 52

DRAG DROP

A company plans to use warehouse management and dock appointment scheduling in Dynamics 365 for Finance and Operations.

You need to configure the system.

Which configuration options should you use? To answer, drag the appropriate configuration options to the correct requirements. Each configuration option may be used once, more than once, or not at all. You may need to drag the split bar between panes or scroll to view content.

NOTE: Each correct selection is worth one point.

Select and Place:

Configuration options

location profile ID

appointment rule

appointment scheduling

Answer Area

Requirement

Use license plate tracking.

Allow mixed items.

Drivers must check in before delivering goods.

Specify the planned start and end dates of dock activity.

Configuration option

configuration option

configuration option

configuration option

configuration option

Correct Answer:

Configuration options

location profile ID

appointment rule

appointment scheduling

Answer Area

Requirement

Use license plate tracking.

Allow mixed items.

Drivers must check in before delivering goods.

Specify the planned start and end dates of dock activity.

Configuration option

location profile ID

location profile ID

appointment rule

appointment scheduling

Section: Implement Warehouse management and Transportation management and perform business processes **Explanation**

Explanation/Reference:

QUESTION 53
HOTSPOT

A company creates loads to ship sales orders.

Loads must be shipped by using the lowest freight rates possible.

You need to use the load planning workbench to create a load for sales order shipments.

Which configuration options should you use? To answer, select the appropriate options in the answer area.

NOTE: Each correct selection is worth one point.

Hot Area:

Answer Area

Process step

Enable a sales order for Warehouse and Transportation Management.

Configuration

	▼
Warehouse and Item only	
Site and Warehouse only	
Site, Warehouse, Location, and Item	
Warehouse, Location, and Item only	

Create a load and assign rate.

	▼
New Load, Select Load Template ID, Rate shop, Assign rate	
New shipment, New load, Rate shop, Assign rate	
New Load, Generate Bill of lading, Rate shop, Assign rate	
New Load, Select Work Template ID, Rate shop, Assign Rate	

Correct Answer:

Answer Area

Process step

Enable a sales order for Warehouse and Transportation Management.

Configuration

	▼
Warehouse and Item only	
Site and Warehouse only	
Site, Warehouse, Location, and Item	
Warehouse, Location, and Item only	

Create a load and assign rate.

	▼
New Load, Select Load Template ID, Rate shop, Assign rate	
New shipment, New load, Rate shop, Assign rate	
New Load, Generate Bill of lading, Rate shop, Assign rate	
New Load, Select Work Template ID, Rate shop, Assign Rate	

Section: Implement Warehouse management and Transportation management and perform business processes **Explanation**

Explanation/Reference:

QUESTION 54

You are the logistics manager at a distribution company.

Your primary carrier service provides rates for transportation between New York City and Colorado. These rates are a flat rate depending on the city or general area of pickup as follows:

- New York City = \$500 ▪
- Colorado = \$450

You need to set up Transportation Management to calculate the rate from New York City to Colorado.

What should you do?

- A. Use a Point-to-Point engine based on weight and miles. Assign rates from New York City as the starting location and Colorado as the ending location and break the rates out based on the weight of the package.
- B. Set up zones in the Zone Master for New York City and Colorado. Assign rates to each zone in the Zone Master by starting and ending location.
- C. Create hubs for both locations. Add a route plan from New York City to Colorado and assign the two charges as spot rates.
- D. Set up a Transit Time Engine to track days from New York City to Colorado. Set up rates in the Rate Master tied to day breaks.

Correct Answer: C

Section: Implement Warehouse management and Transportation management and perform business processes Explanation

Explanation/Reference:

QUESTION 55

HOTSPOT

A company must set up replenishment of inventory using vendor-owned consignment inventory.

You need to create the replenishment order.

How should you complete the replenishment order? To answer, select the appropriate options in the answer area.

NOTE: Each correct selection is worth one point.

Hot Area:

Answer Area

Configuration	Value
vendor assignment	<div>▼</div> <div> approved vendor, Registered inventory owner approved vendor, Primary stocking vendor intercompany vendor assignment, Primary stocking vendor intercompany vendor assignment, Intercompany customer assignment </div>
order type	<div>▼</div> <div> consignment replenishment transfer production adjustment </div>
tracking dimensions	<div>▼</div> <div> owner location batch license plate </div>

Correct Answer:

Answer Area

Configuration	Value
vendor assignment	<div>▼</div> <div> approved vendor, Registered inventory owner approved vendor, Primary stocking vendor intercompany vendor assignment, Primary stocking vendor intercompany vendor assignment, Intercompany customer assignment </div>
order type	<div>▼</div> <div> consignment replenishment transfer production adjustment </div>
tracking dimensions	<div>▼</div> <div> owner location batch license plate </div>

Section: Implement Warehouse management and Transportation management and perform business processes Explanation

Explanation/Reference:

References: <https://docs.microsoft.com/en-us/dynamics365/unified-operations/supply-chain/inventory/tasks/create-consignment-replenishment-order>

QUESTION 56

DRAG DROP

A manufacturing company is setting up a new warehouse.

The warehouse must store a product that is currently stored in another warehouse.

You need to create new item coverage for the warehouse.

Which four actions should you perform in sequence? To answer, move the appropriate actions from the list of actions to the answer area and arrange them in the correct order.

Select and Place:

Actions

- Specify the main warehouse
- Change the planned order type to **Transfer**
- Select **Change planned order type**
- Select **Override coverage group settings**
- Select **Use specific settings**
- Select the site and warehouse for item coverage

Answer Area



Correct Answer:

Actions

- Specify the main warehouse
- Change the planned order type to **Transfer**
- Select **Change planned order type**
- Select **Override coverage group settings**
- Select **Use specific settings**
- Select the site and warehouse for item coverage

Answer Area

- Select the site and warehouse for item coverage
- Select **Change planned order type**
- Change the planned order type to **Transfer**
- Specify the main warehouse



Section: Implement Warehouse management and Transportation management and perform business processes Explanation

Explanation/Reference:

QUESTION 57

A company operates a chain of retail coffee shops and a distribution center. Each coffee shop and the distribution center are distinct warehouses.

Cups and lids are replenished from a single distribution center.

You need to configure store replenishment for coffee cup lids.

Which three actions should you perform? Each correct answer presents part of the solution.

NOTE: Each correct selection is worth one point.

- A. Set the coverage plan by dimension for warehouse on the Storage dimension group.
- B. Set the minimum item coverage to the safety stock quantity. Set the maximum to the maximum quantity of stock to reorder above the safety stock quantity.
- C. Set the minimum item coverage to the safety stock quantity. Set the maximum item coverage to 0.
- D. Create a coverage group assignment for the item.
- E. Set the minimum item coverage to 0. Set the maximum item coverage to the number of lids to keep on hand.

Correct Answer: ABD

Section: Implement Warehouse management and Transportation management and perform business processes **Explanation**

Explanation/Reference:

QUESTION 58 A company has several warehouse locations. The company acquires a new warehouse.

You must design a new warehouse process workflow for the new warehouse.

You need to configure the workflow.

Which three features should you configure? Each correct answer presents part of the solution.

NOTE: Each correct selection is worth one point.

- A. work pools
- B. cluster picking
- C. outbound wave processing
- D. work templates
- E. wave templates

Correct Answer: ADE

Section: Implement Warehouse management and Transportation management and perform business processes **Explanation**

Explanation/Reference:

References:

<https://docs.microsoft.com/en-us/dynamics365/unified-operations/supply-chain/warehousing/warehouse-management-overview>

