

PL-900.premium.89q - DEMO

Number: PL-900  
Passing Score: 800  
Time Limit: 120 min



PL-900

Microsoft Power Platform Fundamentals (beta)



## Exam A

**QUESTION 1** This question requires that you evaluate the underlined text to determine if it is correct.

You have a Power Apps app. You create a new version of the app and then publish the new version. A customer goes through the process of restoring the previous version of the app. In the Version tab for the app, you will see two versions of the app.

Review the underlined text. If it makes the statement correct, select “No change is needed.” If the statement is incorrect, select the answer choice that makes the statement correct.

- A. No change is needed.
- B. one
- C. three
- D. four

**Correct Answer: C**

**Section: Understand the business value of Power Platform**

**Explanation**

**Explanation/Reference:**

Explanation:

Restore a canvas app to a previous version in PowerApps.

1. Open powerapps.com, and then click or tap Apps in the left navigation bar.
2. Near the right edge, click or tap the info icon for the app that you want to restore.
3. Click or tap the Versions tab, and then click or tap Restore for the version that you want to restore.






Details • Share • <u>Versions</u> • Settings • Analytics (preview)						
PowerApps keeps a version history of your apps.						
VERSION	MODIFIED	MODIFIED BY	POWERAPPS RELEASE ⓘ	PUBLISHED	COMMENT	
2	8/20/2018 2:24:29 PM	Firstname Lastname	3.18081.19	Live	Restore Delete	
1	7/9/2018 10:55:48 AM	Firstname LastName	3.18071.36		Restore Delete	

4. In the confirmation dialog box, click or tap Restore.

A new version is added to your list.

Details • Share • Versions • Settings • Analytics (preview)

PowerApps keeps a version history of your apps.

VERSION	MODIFIED	MODIFIED BY	POWERAPPS RELEASE (?)	PUBLISHED	COMMENT
3	8/20/2018 2:41:30 PM	Firstname Lastname	3.18071.36		 Publish this version
2	8/20/2018 2:24:29 PM	Firstname Lastname	3.18081.19	Live	 Restore  Delete
1	7/9/2018 10:55:48 AM	Firstname Lastname	3.18071.36		 Restore  Delete

Reference: <https://docs.microsoft.com/en-us/powerapps/maker/canvas-apps/restore-an-app>

## QUESTION 2

A company uses Dynamics 365 Sales. The company uses a browser-based app named Sales Hub. You need ensure that users can access data from mobile devices.

Which app should users install?

- A. Dynamics 365 Remote Assist
- B. Dynamics 365 Finance
- C. Dynamics 365 Business Central
- D. Dynamics 365 for Phones

**Correct Answer: D**

**Section: Understand the business value of Power Platform**

**Explanation**

**Explanation/Reference:**

Explanation:

Use the Dynamics 365 for phones and Dynamics 365 for tablets apps for your sales, customer service, field service, and other tasks when you're on the go. With one download from your app store, you'll automatically have access to all the apps you need for your role. You will see apps with the new Unified Interface on your mobile device.

Reference: <https://docs.microsoft.com/en-us/dynamics365/mobile-app/dynamics-365-phones-tablets-users-guide>

**QUESTION 3** You are a customer service manager.

You need to implement a Power Apps portal that allows customers to submit cases.

Which type of data source is used?

- A. Dynamics 365 Connector
- B. Microsoft SharePoint
- C. Microsoft Azure Storage
- D. Common Data Service

**Correct Answer: B**

**Section: Understand the business value of Power Platform**

**Explanation****Explanation/Reference:**

Explanation:

SharePoint can be set up to setup customer feedback.

Note: The PowerApp uses Finance and Operations connector to grab sales order information and SharePoint connector to connect and write the data to SharePoint list.

Reference: <https://powerapps.microsoft.com/en-us/blog/scenario-2-collect-customer-feedback-in-sharepoint-after-order-delivery/>

**QUESTION 4****HOTSPOT**

You create a user-owned custom entity by using Common Data Service.

For each of the following statements, select Yes if the statement is true. Otherwise, select No.

**NOTE:** Each correct selection is worth one point.

**Hot Area:**

**Answer Area**

Statement	Yes	No
You can change the entity ownership from User to Organization-owned.	<input type="radio"/>	<input type="radio"/>
You can create a business rule for a custom entity that can be used in a Flow.	<input type="radio"/>	<input type="radio"/>

**Correct Answer:**

**Answer Area**

Statement	Yes	No
You can change the entity ownership from User to Organization-owned.	<input type="radio"/>	<input checked="" type="radio"/>
You can create a business rule for a custom entity that can be used in a Flow.	<input checked="" type="radio"/>	<input type="radio"/>

**Section: Understand the business value of Power Platform**

**Explanation**

**Explanation/Reference:**

Explanation:

Box 1: No

Common Data Service supports two types of record ownership. Organization owned, and User or Team owned. This is a choice that happens at the time the entity is created and can't be changed.

Box 2: Yes

By combining conditions and actions, you can do any of the following with business rules:

Set field values

Clear field values

Set field requirement levels

Show or hide fields

Enable or disable fields

Validate data and show error messages

Create business recommendations based on business intelligence.

Reference: <https://docs.microsoft.com/en-us/power-platform/admin/wp-security-cds>

**QUESTION 5**

DRAG DROP

You need to explain the major components of the Common Data Model (CDM) and their functions.

Match each term to its definition.

Instructions: To answer, drag the appropriate term from the column on the left to its definition on the right. Each term may be used once, more than once, or not at all. Each correct match is worth one point.

**NOTE:** Each correct selection is worth one point.

**Select and Place:**

**Tools**

- Entities
- Data connectors
- Common Data Service
- Common Data Model
- Microsoft Power Platform
- Workflows

**Answer Area**

- | Purpose   |
|---|
| Helps jumpstart application development by leveraging business logic, security, and integrations. |
| A set of records used to store data.  |

**Tool**

- |      |
|------|
| Tool |
| Tool |

**Correct Answer:**

Tools	Answer Area	
Entities		
Data connectors	Helps jumpstart application development by leveraging business logic, security, and integrations.	Microsoft Power Platform
Common Data Service	A set of records used to store data.	Entities
Common Data Model		
Microsoft Power Platform		
Workflows		

**Section: Understand the business value of Power Platform**  
**Explanation**

**Explanation/Reference:**  
Explanation:

Box 1: Microsoft Power Platform

Power Platform combines the robust power of PowerApps, PowerBI, and Microsoft Flow into one powerful business application platform – providing quick and easy app building and data insights. Each component of the Microsoft Power Platform is built on the Common Data Service for Apps. Each component is dynamic by itself, but brilliant and masterful when combined.

The Microsoft Power platform brings all your data together into a common data model.

Box 2: Entities

An entity is a set of records used to store data, similar to how a table stores data within a database.

Reference: <https://community.dynamics.com/365/b/encloud9dynamicss365crm/posts/an-introduction-to-the-microsoft-power-platform>  
<https://docs.microsoft.com/en-us/powerapps/maker/common-data-service/data-platform-intro>

**QUESTION 6** A distribution company has multiple warehouses.

Tax rates charged on sales orders need to be calculated based on locality and region.

You need to recommend a cost-effective solution that can be implemented quickly.

What should you recommend?

- A. Check AppSource for a tax add-on.
- B. Create alerts in Dynamics 365 Finance for tax table changes.
- C. Implement the Common Data Model.
- D. Run a Power BI report.
- E. Write scripts and code tax updates.



**Correct Answer:** B

**Section:** Understand the business value of Power Platform

**Explanation**

**Explanation/Reference:**

Reference: <https://docs.microsoft.com/en-us/dynamics365/finance/general-ledger/indirect-taxes-overview>

**QUESTION 7**

DRAG DROP

You manage the support team at a rapidly growing company.

Customers and support technicians need a better experience when logging and responding to support requests. You need more visibility into what the support technicians are doing every week.

You need to recommend tools to help the company's needs.

Which tools should you recommend? To answer, drag the appropriate tools to the correct requirements. Each tool may be used once, more than once, or not at all. You may need to drag the split bar between panes or scroll to view content.

**NOTE:** Each correct selection is worth one point.

**Select and Place:**

Tools	Requirement	Tool
Power Apps portal	Customers must be able to submit support requests by using a website.	
Power Automate	Support requests must be created and stored.	
Power BI	Support technicians must be notified when a new support request is entered.	
Common Data Service	Support technicians must be able to enter a status report for work completed during the previous week by using a mobile app.	

**Correct Answer:**

Tools	Answer Area	
	Requirement	Tool
Power Apps portal	Customers must be able to submit support requests by using a website.	Power BI
Power Automate	Support requests must be created and stored.	Common Data Service
Power BI	Support technicians must be notified when a new support request is entered.	Power Automate
Common Data Service	Support technicians must be able to enter a status report for work completed during the previous week by using a mobile app.	Power Apps portal

Section: Understand the business value of Power Platform  
Explanation

Explanation/Reference:

VCEUp

**QUESTION 8**  
HOTSPOT

You are building Power Apps apps that use both Dynamics 365 Sales and Microsoft 365.

For each of the following statements, select Yes if the statement is true. Otherwise, select No.

**NOTE:** Each correct selection is worth one point.

**Hot Area:**



**Answer Area**

Statement	Yes	No
Dynamics 365 Sales and Microsoft 365 must be in the same tenant to allow Single Sign-On (SSO).	<input type="radio"/>	<input type="radio"/>
You must download a product from AppSource to ensure that SSO works with Dynamics 365 Sales and Microsoft 365.	<input type="radio"/>	<input type="radio"/>

Correct Answer:

**Answer Area**

Statement	Yes	No
Dynamics 365 Sales and Microsoft 365 must be in the same tenant to allow Single Sign-On (SSO).	<input type="radio"/>	<input checked="" type="radio"/>
You must download a product from AppSource to ensure that SSO works with Dynamics 365 Sales and Microsoft 365.	<input type="radio"/>	<input checked="" type="radio"/>

**Section: Understand the business value of Power Platform**  
**Explanation**

**Explanation/Reference:**  
Explanation:

Box 1: No  
When you offer your application for use by other companies through a purchase or subscription, you make your application available to customers within their own Azure tenants. This is known as creating a multi-tenant application. Box  
2: No

Reference: <https://docs.microsoft.com/en-us/azure/active-directory/manage-apps/isv-sso-content>

**QUESTION 9** You need to implement Microsoft Business Applications along with the Microsoft Power platform.

Which three Microsoft products are part of the Power platform? Each correct answer presents a complete solution.

**NOTE:** Each correct selection is worth one point.

- A. Microsoft Power Apps
- B. Azure Active Directory
- C. Microsoft Flow
- D. Azure Machine Learning
- E. Microsoft Power BI

**Correct Answer:** ACE

**Section:** Understand the business value of Power Platform

**Explanation**

**Explanation/Reference:**

Explanation:

The Power Platform uses PowerApps, Power BI, and Power Automate (previously named Flow) to customize, extend, and build all the apps you need for your business and unlock the potential of Office 365 and Dynamics 365.

Reference:

<https://docs.microsoft.com/en-us/learn/powerplatform/>

**QUESTION 10**

HOTSPOT

A company plans to implement Power Platform apps. The company does not plan to use any development tools or plug-ins.

Which actions can you perform?

For each of the following statements, select Yes if the statement is true. Otherwise, select No.

**NOTE:** Each correct selection is worth one point.

**Hot Area:**

## Answer Area

Statement	Yes	No
You can synchronize account names with a third-party proprietary database.	<input type="radio"/>	<input type="radio"/>
You can create invoices from orders and then send the invoices to the customer.	<input type="radio"/>	<input type="radio"/>

Correct Answer:

## Answer Area

Statement	Yes	No
You can synchronize account names with a third-party proprietary database.	<input checked="" type="radio"/>	<input type="radio"/>
You can create invoices from orders and then send the invoices to the customer.	<input checked="" type="radio"/>	<input type="radio"/>

**Section: Understand the business value of Power Platform**

**Explanation**

**Explanation/Reference:**

Explanation:

The Power Platform uses PowerApps, Power BI, and Power Automate (previously named Flow) to customize, extend, and build all the apps you need for your business and unlock the potential of Office 365 and Dynamics 365.

Reference:

<https://docs.microsoft.com/en-us/learn/powerplatform/>

**QUESTION 11** A large retail company implements Power Apps, Microsoft Flow, and the Common Data Service.

The board of directors is asking whether users are finding value in the technology. The company would like to measure and report usage of the software.

You need to recommend a tool to determine software usage.

What should you recommend?

- A. Microsoft Intune
- B. Azure Stream Analytics
- C. Power Platform Analytics
- D. Dynamics 365 Product Insights

**Correct Answer: C**

**Section: Understand the business value of Power Platform**

**Explanation**

**Explanation/Reference:**

Explanation:

The Power Platform Analytics Usage report is the default reports seen by the logged in environment admin. It provides total app launches and daily active users across all apps in the environment. Admins can filter the view with attributes like device platform, player version, country, state, and city.

Reference: <https://docs.microsoft.com/en-us/power-platform/admin/analytics-powerapps> **QUESTION 12** DRAG DROP

A company uses Power Apps.

You need to perform administrative tasks for the company.

Which admin centers should you use? To answer, drag the appropriate admin centers to the correct requirements. Each admin center may be used once, more than once, or not at all. You may need to drag the split bar between panes or scroll to view content.

**NOTE:** Each correct selection is worth one point.

**Select and Place:**

Admin centers	Requirement	Admin center
Azure Active Directory	Create user accounts for Power Apps.	Admin center
Dynamics 365 Admin center	Assign the Environment Maker role to a user.	Admin center
Power Apps Admin center		
Power BI Admin portal		

**Correct Answer:**

Admin centers	Requirement	Admin center
Azure Active Directory	Create user accounts for Power Apps.	Azure Active Directory
Dynamics 365 Admin center	Assign the Environment Maker role to a user.	Power Apps Admin center
Power Apps Admin center		
Power BI Admin portal		

**Section: Understand the business value of Power Platform**  
**Explanation**

**Explanation/Reference:**

Explanation:

Box 1: Azure Active Directory

Create the company users in the Azure Active Directory.

**Box 2: Power Apps admin center**

In the Power Apps Admin center, manage environments that you've created and those for which you have been added to the Environment Admin or System Administrator role. From the admin center, you can perform these administrative actions:

Create environments.

Rename environments.

Add or remove a user or group from either the Environment Admin or Environment Maker role. Etc.

Incorrect Answers:

- Use the Dynamics 365 admin center to review the status of your apps and solutions, apply updates, and manage your Dynamics 365 instances, solutions, and apps.
- The Power BI admin portal enables you to manage a Power BI tenant for your organization. The portal includes items such as usage metrics, access to the Microsoft 365 admin center, and settings

Note: You use the Microsoft 365 admin center to create user accounts for every user who needs access to model-driven apps in Dynamics 365, such as Dynamics 365 Sales and Customer Service.

Reference: <https://docs.microsoft.com/en-us/power-platform/admin/environments-administration> <https://docs.microsoft.com/en-us/dynamics365/marketing/dynamics-365-admin-center> <https://powerapps.microsoft.com/sv-se/blog/introducing-admin-center-for-powerapps/>

**QUESTION 13****HOTSPOT**

A rapidly growing company wants to empower users to build apps, automate business processes, and analyze data without requiring IT expertise or development skills and without increasing IT expenses and dependencies.

You need to recommend tools so that users can accomplish specific tasks.

Which tools should you recommend? To answer, select the appropriate options in the answer area.

**NOTE:** Each correct selection is worth one point.

**Hot Area:**

Answer Area	Scenario	Application
	Build automatic workflows that access multiple data sources.	<div><div></div><div>AI Builder</div><div>Power Apps</div><div>Microsoft Flow</div><div>Azure Functions</div><div>Power BI</div></div>
	Create custom apps that address specific business needs.	<div><div></div><div>AI Builder</div><div>Power Apps</div><div>Microsoft Flow</div><div>Azure Functions</div><div>Power BI</div></div>
	Design insightful data visualizations.	<div><div></div><div>AI Builder</div><div>Power Apps</div><div>Microsoft Flow</div><div>Azure Functions</div><div>Power BI</div></div>

VCEup

Correct Answer:



Answer Area	Scenario	Application
	Build automatic workflows that access multiple data sources.	<div>▼</div> <div>AI Builder</div> <div>Power Apps</div> <div>Microsoft Flow</div> <div>Azure Functions</div> <div>Power BI</div>
	Create custom apps that address specific business needs.	<div>▼</div> <div>AI Builder</div> <div>Power Apps</div> <div>Microsoft Flow</div> <div>Azure Functions</div> <div>Power BI</div>
	Design insightful data visualizations.	<div>▼</div> <div>AI Builder</div> <div>Power Apps</div> <div>Microsoft Flow</div> <div>Azure Functions</div> <div>Power BI</div>

VCEUp

**Section: Understand the business value of Power Platform****Explanation****Explanation/Reference:**

Explanation:

Box 1: Microsoft Flow

Microsoft Flow, now called Power Automate, is cloud-based software that allows employees to create and automate workflows and tasks across multiple applications and services without help from developers.

Box 2: Power Apps

PowerApps is a suite of apps, services, connectors and data platform that provides a rapid application development environment to build custom apps for your business needs.

Box 3: Power BI

Power BI is a business analytics solution that lets you visualize your data and share insights across your organization, or embed them in your app or website. Connect to hundreds of data sources and bring your data to life with live dashboards and reports.

Reference: <https://docs.microsoft.com/en-us/powerapps/powerapps-overview>

**QUESTION 14****HOTSPOT**

A company plans to use Power Platform to build apps which address specific business challenges.

You need to recommend the appropriate types of Power Apps to use.

What should you recommend? To answer, select the appropriate option in the answer area.

**NOTE:** Each correct selection is worth one point.

**Hot Area:**

Answer Area

Scenario	Tool
Field technicians need a mobile app to capture the location and the image of defective prodcuts.	<div>▼</div> <div>Canvas app</div> <div>Power Apps portal</div> <div>Common Data Service</div>
Sales representatives need to see different views and dashboards in the sales app.	<div>▼</div> <div>Canvas app</div> <div>Model-driven app</div> <div>Power Apps portal</div>
External customers need to view the progress of their service cases.	<div>▼</div> <div>Model-driven app</div> <div>Power Apps portal</div> <div>Common Data Service</div>

Correct Answer:

## Answer Area

Scenario	Tool
Field technicians need a mobile app to capture the location and the image of defective products.	<div>▼</div> <div>Canvas app</div> <div>Power Apps portal</div> <div>Common Data Service</div>
Sales representatives need to see different views and dashboards in the sales app.	<div>▼</div> <div>Canvas app</div> <div>Model-driven app</div> <div>Power Apps portal</div>
External customers need to view the progress of their service cases.	<div>▼</div> <div>Model-driven app</div> <div>Power Apps portal</div> <div>Common Data Service</div>

Section: Understand the business value of Power Platform  
Explanation

## Explanation/Reference:

Reference: <https://docs.microsoft.com/en-us/powerapps/maker/canvas-apps/getting-started>

<https://docs.microsoft.com/en-us/powerapps/maker/model-driven-apps/model-driven-app-overview>

<https://docs.microsoft.com/en-us/powerapps/maker/portals/overview>

## QUESTION 15

## HOTSPOT

You are creating a model-driven Power Apps app. You want to ensure that the app can be used by individuals who have vision impairments.

For each of the following statements, select Yes if the statement is true. Otherwise, select No.

**NOTE:** Each correct selection is worth one point.

**Hot Area:**

**Answer Area**

Statement	Yes	No
Power Apps apps can be built with hot key support and designed so they do not require a touch screen or mouse.	<input type="radio"/>	<input type="radio"/>
Only model-driven Power Apps have support for using a screen reader without the need for a connector.	<input type="radio"/>	<input type="radio"/>
The accessibility checker can be run for your Power Apps app to provide notifications of accessibility violations as well as tips for making it even more user friendly.	<input type="radio"/>	<input type="radio"/>

VCEUp

Correct Answer:

## Answer Area

Statement	Yes	No
Power Apps apps can be built with hot key support and designed so they do not require a touch screen or mouse.	<input checked="" type="radio"/>	<input type="radio"/>
Only model-driven Power Apps have support for using a screen reader without the need for a connector.	<input type="radio"/>	<input checked="" type="radio"/>
The accessibility checker can be run for your Power Apps app to provide notifications of accessibility violations as well as tips for making it even more user friendly.	<input checked="" type="radio"/>	<input type="radio"/>

VCEUp

### Section: Understand the Core Components of Power Platform

#### Explanation

#### Explanation/Reference:

Explanation:

Box 1: Yes

You can use keyboard shortcuts in PowerApps. Keyboard shortcuts give you an alternate way to do common tasks instead of using your mouse or tapping with your finger. They help in seamless navigation of the interface.

Box 2: No

The following software combinations are the supported recommendations for consuming PowerApps with a screen reader:

Windows: Microsoft Edge / Narrator

macOS: Safari / VoiceOver

Android: PowerApps app / Talkback

iOS: PowerApps app / VoiceOver

Box 3: Yes

Users who have vision, hearing, or other impairments can use your canvas app more easily and successfully if you consider accessibility as you design how the app looks and behaves. If you're not sure how to make your app more accessible, you can run the Accessibility checker in PowerApps Studio. This tool not only finds potential accessibility issues but also explains why each might be a potential problem for users who have a specific disability and offers suggestions on how to resolve each issue. The Accessibility checker detects screen-reader and keyboard issues for you, and you can find information about how to fix color-contrast issues by using accessible colors.

Reference:

<https://docs.microsoft.com/en-us/powerapps/user/keyboard-shortcuts>

<https://docs.microsoft.com/en-us/powerapps/user/screen-reader>



<https://docs.microsoft.com/en-us/powerapps/maker/canvas-apps/accessibility-checker>

**QUESTION 16** DRAG DROP

A bank uses Power Platform apps and flows to support business processes.

The company would like to use historical client data to predict whether a client's loan application is likely to be approved or rejected.

You need to use AI Builder to implement the solution.

Which four actions should you perform in sequence? To answer, move the appropriate actions from the list of actions to the answer area and arrange them in the correct order.

**Select and Place:**

Actions	Answer Area
Train the model.	
Use the model in PowerApps or Power Automate.	
Export data into AI Builder.	
Publish the model.	
Import data into Common Data Service.	

**Correct Answer:**

Actions	Answer Area
Train the model.	Import data into Common Data Service.
Use the model in PowerApps or Power Automate.	Train the model.
Export data into AI Builder.	Publish the model.
Publish the model.	Use the model in PowerApps or Power Automate.
Import data into Common Data Service.	

**Section: Understand the Core Components of Power Platform**  
**Explanation**



**Explanation/Reference:**

Explanation:

Step 1: Import data into Common Data Service.

AI Builder requires the use of Common Data Service, which is the data platform for PowerApps and allows you to store and manage business data. Common Data Service is the platform on which Dynamics 365 apps are built so if you're a Dynamics 365 customer, your data is already in Common Data Service.

Step 2: Train the model

Step 3: Publish the model

The last step is to publish your model.

Step 4: Use the model in PowerApps or Power Automate.

Reference:

<https://docs.microsoft.com/en-us/ai-builder/build-model>

**QUESTION 17**

DRAG DROP

A company plans to implement solutions that use Common Data Service as a data storage.

You need to recommend features to meet the company's needs.

Which features should you recommend? To answer, drag the appropriate features to the correct requirements. Each feature may be used once, more than once, or not at all. You may need to drag the split bar between panes or scroll to view content.

**NOTE:** Each correct selection is worth one point.

**Select and Place:**

**Features**

business rules

business process flows

Common Data Model

**Answer Area**

VCEUp

**Requirement**

Validate data across multiple fields and entities regardless of the app used to create data.

Create visual guides to ensure that users enter data and perform tasks in a consistent manner.

Accelerate development by using a standard set of entities for the most common scenarios.

**Feature**

Feature

Feature

Feature

**Correct Answer:**

Features	Requirement	Feature
business rules	Validate data across multiple fields and entities regardless of the app used to create data.	business rules
business process flows	Create visual guides to ensure that users enter data and perform tasks in a consistent manner.	business process flows
Common Data Model	Accelerate development by using a standard set of entities for the most common scenarios.	Common Data Model

**Section: Understand the Core Components of Power Platform**  
**Explanation**

**Explanation/Reference:**

Explanation:

Box 1: business rules

You can create business rules and recommendations to apply logic and validations without writing code or creating plug-ins. Business rules provide a simple interface to implement and maintain fast-changing and commonly used rules.

Box 2: business process flows

Flows Power Automate includes several types of processes, each designed for a different purpose:

- Automated flows. Create a flow that performs one or more tasks automatically after it's triggered by an event.
  - Button flows. Perform repetitive tasks simply by tapping a button on your mobile device.
  - Scheduled flows. Create a flow that performs one or more tasks on a schedule such as once a day, on a specific date, or after a certain time.
  - Business process flows. Ensure that people enter data consistently and follow the same steps every time they work in an app by creating a business process flow. ▪
- Workflows and actions. Dynamics 365 customizers may be familiar with the classic Common Data Service processes, which are workflows and actions.

Box 3: Common Data Model

Model-driven app design is a component-focused approach to app development. Model-driven app design doesn't require code and the apps you make can be simple or very complex. Unlike canvas app development where the designer has complete control over app layout, with model-driven apps much of the layout is determined for you and largely designated by the components you add to the app.

Reference: <https://docs.microsoft.com/en-us/powerapps/maker/model-driven-apps/guide-staff-through-common-tasks-processes> <https://docs.microsoft.com/en-us/powerapps/maker/model-driven-apps/model-driven-app-overview>

**QUESTION 18**

**HOTSPOT**

A business is evaluating AI Builder.

Which actions can you perform?

For each of the following statements, select Yes if the statement is true. Otherwise, select No.

**NOTE:** Each correct selection is worth one point.

**Hot Area:**

**Answer Area**

Statement	Yes	No
You can use a text classification model in AI Builder to retrieve text and perform sentiment analysis for ServiceNow incidents.	<input type="radio"/>	<input type="radio"/>
You can tag Instagram posts that mention your new product.	<input type="radio"/>	<input type="radio"/>
You can send results about the number of mentions of your new product in Instagram to Power BI for inclusion on a dashboard.	<input type="radio"/>	<input type="radio"/>

Correct Answer:

**Answer Area**

Statement	Yes	No
You can use a text classification model in AI Builder to retrieve text and perform sentiment analysis for ServiceNow incidents.	<input checked="" type="radio"/>	<input type="radio"/>
You can tag Instagram posts that mention your new product.	<input checked="" type="radio"/>	<input type="radio"/>
You can send results about the number of mentions of your new product in Instagram to Power BI for inclusion on a dashboard.	<input checked="" type="radio"/>	<input type="radio"/>

**Section: Understand the Core Components of Power Platform**  
**Explanation**

**Explanation/Reference:**  
 Explanation:

Reference:  
<https://docs.microsoft.com/en-us/ai-builder/create-text-classification-model>  
<https://radacad.com/object-detector-app-with-ai-builder-and-power-apps>

**QUESTION 19**

You create a business rule on contact entity to enforce the requirement that users must enter either a telephone number, fax number, or an email when creating a new record.

The company decides to remove fax number from the condition.

You need to update the business rule.

What are two ways of achieving the goal? Each correct answer presents a complete solution.

**NOTE:** Each correct selection is worth one point.

- A. Save a copy of the rule and change the condition. Deactivate and delete the original rule.
- B. Deactivate the business rule and change the condition.
- C. Take a snapshot of the business rule and change the condition.
- D. Change the condition and activate the change.

**Correct Answer:** AD

**Section:** Understand the Core Components of Power Platform

**Explanation**

**Explanation/Reference:**

Reference: <https://docs.microsoft.com/en-us/powerapps/maker/canvas-apps/working-with-rules>

**QUESTION 20** A coworker is creating an app in Power Apps and needs to automatically synchronize data from an external source. The coworker is unable to locate a suitable Microsoft approved connector template in AppSource.

You need to recommend a solution for the coworker.

What should you recommend?

- A. Create a custom connector.
- B. Ask the outside source to send you the data once a week.
- C. Use Microsoft Flow to connect to the database.
- D. Open a ticket with Microsoft and request a new connector.
- E. Use Microsoft Azure Service Bus.

**Correct Answer:** A

**Section:** Understand the Core Components of Power Platform

**Explanation**

**Explanation/Reference:**

Explanation:

There are 250 + predefined connectors that you can use in your PowerApps and in your Microsoft Flows. If you do not find any that suits your needs you have the possibility to create a Custom Connector.

Note: A Custom Connector is a wrapper around a REST API (Logic Apps also supports SOAP APIs) that allows Logic Apps, Microsoft Flow, or PowerApps to communicate with that REST or SOAP API.

Reference:

<https://carinaclaesson.com/2019/09/06/setting-up-a-custom-connector-from-an-openapi-file-and-utilizing-it-in-powerapps-and-flow/>

**QUESTION 21**

A toy company creates a text classification model in AI Builder to monitor customer feedback for specific key words.

When negative feedback is received for a toy, the company wants to proactively perform engineering reviews for the toy and schedule additional training sessions for workers who produce the toy.

What are two possible ways to achieve the goal? Each correct answer presents a complete solution.

**NOTE:** Each correct selection is worth one point.

- A. Create a canvas app.
- B. Implement the Virtual Agent.
- C. Build a Power Automate flow.

D. Use the Common Data Model.

**Correct Answer:** AC

**Section:** Understand the Core Components of Power Platform

**Explanation**

**Explanation/Reference:**

Explanation:

A (not D): AI Builder comes with:

A ready-to-use business card reader available in canvas as well as in model-driven apps.

Business card reader (Canvas)

Business card reader (Model-driven)

Additional canvas components to leverage your AI Builder form processing or object detection models canvas apps.

C: Use the results from your AI model across Power Platform to create end-to-end solutions that meet your business needs, even if you have no coding skills. For example, create a flow that automates document processing in Power Automate, or an app created with PowerApps that predicts whether a supplier will be out of compliance.

Reference:

<https://docs.microsoft.com/en-us/ai-builder/use-in-powerapps-overview>

## QUESTION 22

HOTSPOT

A company plans to use Power BI to visualize data from business systems.

For each of the following statements, select Yes if the statement is true. Otherwise, select No.

**NOTE:** Each correct selection is worth one point.

**Hot Area:**

### Answer Area

Statement	Yes	No
You can display data aggregates and raw data in a Power BI report.	<input type="radio"/>	<input type="radio"/>
You can display related data from Dynamics 365 Customer Engagement and Excel in the same Power BI report.	<input type="radio"/>	<input type="radio"/>
You create a Power App to supply data for a Power BI report. You can modify the data directly in the report.	<input type="radio"/>	<input type="radio"/>

**Correct Answer:**



## Answer Area

Statement	Yes	No
You can display data aggregates and raw data in a Power BI report.	<input checked="" type="radio"/>	<input type="radio"/>
You can display related data from Dynamics 365 Customer Engagement and Excel in the same Power BI report.	<input type="radio"/>	<input checked="" type="radio"/>
You create a Power App to supply data for a Power BI report. You can modify the data directly in the report.	<input checked="" type="radio"/>	<input type="radio"/>

### Section: Understand the Core Components of Power Platform Explanation

#### Explanation/Reference:

Explanation:

Box 1: Yes

The following list provides advantages to using aggregations:

Query performance over big data - as users interact with visuals on Power BI reports, DAX queries are submitted to the dataset. Boost query speeds by caching data at the aggregated level, using a fraction of the resources required at the detail level. Unlock big data in a way that would otherwise be impossible.

Box 2: No

You can connect to model-driven apps in Dynamics 365 with Power BI Desktop to create custom reports and dashboards for use with the Power BI service.

You can use similar steps to connect to model-driven apps in Dynamics 365 using Office Excel Power Query by selecting From Other Sources on the Power Query tab in Excel.

Box 3: Yes

Using the PowerApps custom visual, you will be able to pass context aware data to a PowerApps app which updates in real time as you make changes to your report.

Reference: <https://docs.microsoft.com/en-us/power-bi/desktop-aggregations> <https://docs.microsoft.com/en-us/power-platform/admin/use-power-bi> <https://powerapps.microsoft.com/sv-se/blog/powerbi-powerapps-visual/>

**QUESTION 23** A company is evaluating ways that they can implement AI Builder.

For which two scenarios can you use AI Builder? Each correct selection presents a complete solution.

**NOTE:** Each correct selection is worth one point.

- A. Send emails to all ai users who subscribe to a service.
- B. Synchronize data from an external database.
- C. Collect data from several data sources and display a dashboard that shows trending data.
- D. Interpret images and perform an action on the image.

**Correct Answer:** BD

**Section:** Understand the Core Components of Power Platform



**Explanation****Explanation/Reference:**

Reference: <https://powerapps.microsoft.com/en-us/blog/introducing-ai-builder-for-powerplatform/>

**QUESTION 24****HOTSPOT**

A company plans to create Power Platform apps that consume industry-standard and proprietary data sources.

For each of the following statements, select Yes if the statement is true. Otherwise, select No.

**NOTE:** Each correct selection is worth one point.

**Hot Area:**

**Answer Area**

Statement	Yes	No
Custom connector cannot be used if a standard connector for the service is available.	<input type="radio"/>	<input type="radio"/>
Custom connectors are supported in instant flows only.	<input type="radio"/>	<input type="radio"/>
Standard and custom connectors cannot be mixed within the same flow or app.	<input type="radio"/>	<input type="radio"/>

**Correct Answer:**

**Answer Area**

Statement	Yes	No
Custom connector cannot be used if a standard connector for the service is available.	<input checked="" type="radio"/>	<input type="radio"/>
Custom connectors are supported in instant flows only.	<input type="radio"/>	<input checked="" type="radio"/>
Standard and custom connectors cannot be mixed within the same flow or app.	<input checked="" type="radio"/>	<input type="radio"/>

**Section: Understand the Core Components of Power Platform**

**Explanation**

**Explanation/Reference:**

Reference: <https://docs.microsoft.com/en-us/powerapps/maker/canvas-apps/connections-list>

**QUESTION 25**

HOTSPOT

A company is evaluating Power Platform and has questions about the role that Common Data Service plays in using Power Apps and Power Automate.

For each of the following statements, select Yes if the statement is true. Otherwise, select No.

**NOTE:** Each correct selection is worth one point.

Hot Area:

**Answer Area**

Statement	Yes	No
Model-driven apps require a Common Data Service database.	<input type="radio"/>	<input type="radio"/>
A flow instance can only access one Common Data Service database.	<input type="radio"/>	<input type="radio"/>
Canvas apps require a Common Data Service database.	<input type="radio"/>	<input type="radio"/>

Correct Answer:

**Answer Area**

Statement	Yes	No
Model-driven apps require a Common Data Service database.	<input checked="" type="radio"/>	<input type="radio"/>
A flow instance can only access one Common Data Service database.	<input checked="" type="radio"/>	<input type="radio"/>
Canvas apps require a Common Data Service database.	<input checked="" type="radio"/>	<input type="radio"/>

Section: Understand the Core Components of Power Platform

Explanation

Explanation/Reference:

**QUESTION 26**

HOTSPOT

A company plans to create a Common Data Service environment.

For each of the following statements, select Yes if the statement is true. Otherwise, select No.

**NOTE:** Each correct selection is worth one point.

**Hot Area:**

### Answer Area

Statement	Yes	No
You can create a Common Data Service environment in the Power Platform Admin center.	<input type="radio"/>	<input type="radio"/>
You must enable data encryption after you create a Common Data Service environment.	<input type="radio"/>	<input type="radio"/>
You can control security roles and privileges in a Common Data Service Environment from the Power Apps Admin center.	<input type="radio"/>	<input type="radio"/>

**Correct Answer:**

### Answer Area

Statement	Yes	No
You can create a Common Data Service environment in the Power Platform Admin center.	<input checked="" type="radio"/>	<input type="radio"/>
You must enable data encryption after you create a Common Data Service environment.	<input type="radio"/>	<input checked="" type="radio"/>
You can control security roles and privileges in a Common Data Service Environment from the Power Apps Admin center.	<input checked="" type="radio"/>	<input type="radio"/>

**Section:** Understand the Core Components of Power Platform  
**Explanation**

**Explanation/Reference:**

Reference: <https://docs.microsoft.com/en-us/power-platform/admin/create-database> <https://docs.microsoft.com/en-us/power-platform/admin/database-security>

**QUESTION 27** A company plans to use AI Builder to help improve business performance.

You need to determine which AI Models are available for use.

Which three types of models can you use? Each correct answer presents a complete solution.

**NOTE:** Each correct selection is worth one point.

- A. linear regression
- B. binary classification
- C. object detection
- D. anomaly detection
- E. text classification

**Correct Answer:** BCE

**Section: Understand the Core Components of Power Platform**

**Explanation**

**Explanation/Reference:**

Reference:

<https://carldesouza.com/using-the-ai-builder-in-the-microsoft-power-platform-for-binary-classification/>

**QUESTION 28** A company uses Microsoft 365 and Dynamics 365 Sales. The company does not have any developers on its staff.

You need to explain to the executives the benefits of using Power Platform apps.

What are two benefits? Each correct answer presents a complete solution.

**NOTE:** Each correct selection is worth one point.

- A. Users can send emails from Dynamics 365 Sales to their personal email addresses.
- B. Users can create Power Apps to create apps for different departments.
- C. Users can use Power Automate to share information between Microsoft 365 and Dynamics 365 Sales.
- D. The company must unify all the mobile devices to one vendor.

**Correct Answer:** BC

**Section: Understand the Core Components of Power Platform**

**Explanation**

**Explanation/Reference:**

**QUESTION 29**

**HOTSPOT**

A company needs to create several workflows and applications to help streamline their sales operations.

You need to determine which applications are appropriate for given scenarios.

Which applications should you use? To answer, select the appropriate options in the answer area.

**NOTE:** Each correct selection is worth one point.

**Hot Area:**



## Answer Area

Scenario	Application
Create no-code workflows that use different systems.	<div><div></div><div>Azure Logic Apps</div><div>Power Apps</div><div>Power Automate</div><div>Dynamics 365 workflows</div></div>
Build a no-code mobile application.	<div><div></div><div>Azure Logic Apps</div><div>Power Apps</div><div>Power Automate</div><div>Dynamics 365 workflows</div></div>
Administer your workflow in Microsoft Azure.	<div><div></div><div>Azure Logic Apps</div><div>Power Apps</div><div>Power Automate</div><div>Dynamics 365 workflows</div></div>
Build a mobile application by using Common Data Service.	<div><div></div><div>Azure Logic Apps</div><div>Power Apps</div><div>Power Automate</div><div>Dynamics 365 workflows</div></div>

VCEUp

Correct Answer:

## Answer Area

Scenario	Application
Create no-code workflows that use different systems.	<div>▼</div> <div>Azure Logic Apps</div> <div>Power Apps</div> <div>Power Automate</div> <div>Dynamics 365 workflows</div>
Build a no-code mobile application.	<div>▼</div> <div>Azure Logic Apps</div> <div>Power Apps</div> <div>Power Automate</div> <div>Dynamics 365 workflows</div>
Administer your workflow in Microsoft Azure.	<div>▼</div> <div>Azure Logic Apps</div> <div>Power Apps</div> <div>Power Automate</div> <div>Dynamics 365 workflows</div>
Build a mobile application by using Common Data Service.	<div>▼</div> <div>Azure Logic Apps</div> <div>Power Apps</div> <div>Power Automate</div> <div>Dynamics 365 workflows</div>

VCEup

**Section: Understand the Core Components of Power Platform**  
**Explanation**

**Explanation/Reference:**

Reference: <https://docs.microsoft.com/en-us/power-automate/getting-started> <https://docs.microsoft.com/en-us/azure/logic-apps/logic-apps-overview> <https://powerapps.microsoft.com/pl-pl/blog/business-model-may/>

**QUESTION 30**

A company manages a chain of retail stores. The company stores a list of retail store names and numbers in one Power BI table. The company stores sales transaction data including a transaction ID in another table. The transaction ID includes the store number.

You need to show the store name for all retail transactions in all Power BI reports.

Which tool should you use?

- A. Query Editor
- B. Power BI Service
- C. Microsoft Excel
- D. Data Connector

**Correct Answer: A**

**Section: Demonstrate the business value of Power BI** **Explanation**



**Explanation/Reference:**

Explanation:

Power BI Desktop comes with Query Editor, where you can connect to one or many data sources, shape and transform the data to meet your needs, then load that model into Power BI Desktop.

Reference:

<https://docs.microsoft.com/en-us/power-bi/desktop-query-overview>

**QUESTION 31**

DRAG DROP

A company is using Power BI to build visualizations.

The company's IT support team needs to know when to install Power BI Desktop on users' computers and where the Power BI Service will suffice to perform tasks.

You need to recommend solutions for the company.

What should you recommend? To answer, drag the appropriate components to the correct requirements. Each component may be used once, more than once, or not at all. You may need to drag the split bar between panes or scroll to view content.

**NOTE:** Each correct selection is worth one point.

**Select and Place:**

Tools	Requirement	Component
Power BI Service only	Create dashboards.	Tool
Power BI Desktop only	Create reports.	Tool
Power BI Desktop or Power BI Service	Create calculated columns.	Tool
	Configure security.	Tool
	Configure sharing.	Tool

**Correct Answer:**

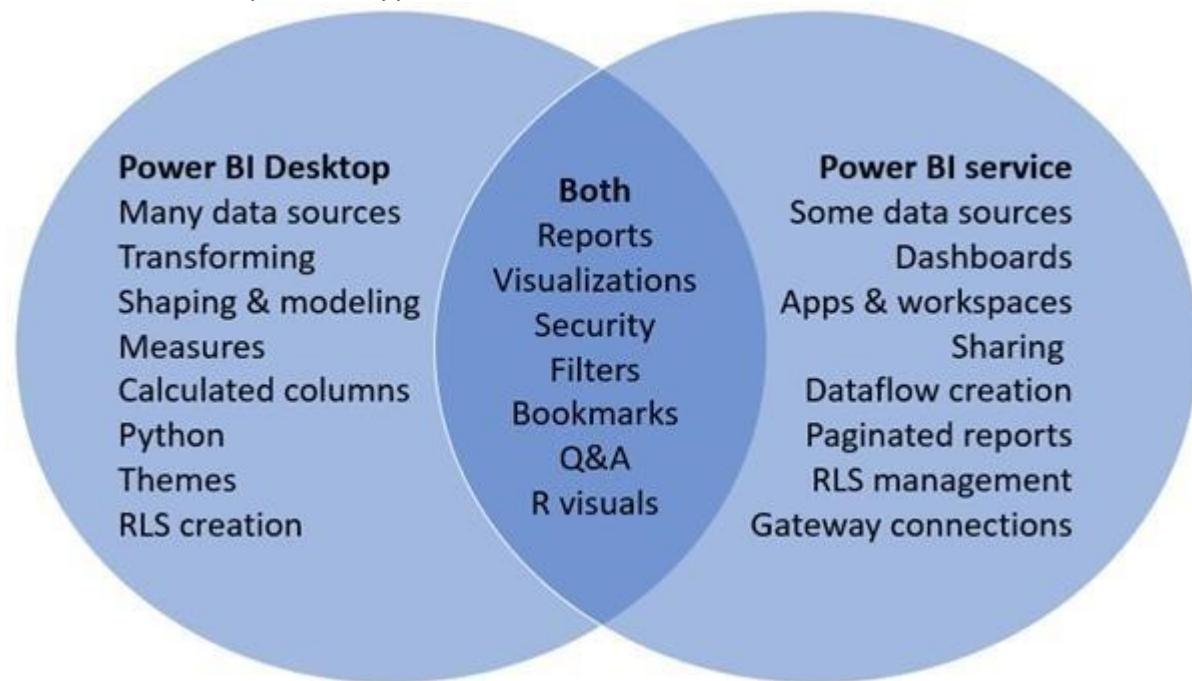
Tools	Requirement	Component
Power BI Service only	Create dashboards.	Power BI Service only
Power BI Desktop only	Create reports.	Power BI Desktop or Power BI Service
Power BI Desktop or Power BI Service	Create calculated columns.	Power BI Desktop only
	Configure security.	Power BI Desktop or Power BI Service
	Configure sharing.	Power BI Service only

#### Section: Demonstrate the business value of Power BI Explanation

##### Explanation/Reference:

Explanation:

In a Venn diagram comparing Power BI Desktop and the Power BI service, the area in the middle shows how the two overlap. Some tasks you can do in either Power BI Desktop or the service. The two sides of the Venn diagram show the features that are unique to the application and the service.



VCEUp

Reference:

<https://docs.microsoft.com/en-us/power-bi/designer/service-service-vs-desktop>

#### QUESTION 32

DRAG DROP

A company plans to create an information portal that managers can use to view critical information about their teams.

You need to recommend the type of Power BI components that the company should use.

What should you recommend? To answer, drag the appropriate components to the correct requirements. Each component may be used once, more than once, or not at all. You may need to drag the split bar between panes or scroll to view content.

**NOTE.** Each correct selection is worth one point.

Select and Place:

Component types	Requirement	Component type
Dashboard	Display data from a Microsoft Excel workbook that has multiple worksheets into one chart.	Component type
Report	Display the top departmental goal metrics and alert users when specific thresholds targets are met.	Component type
	Display Sales charts that can be filtered by region.	Component type

Correct Answer:

Component types	Requirement	Component type
Dashboard	Display data from a Microsoft Excel workbook that has multiple worksheets into one chart.	Report
Report	Display the top departmental goal metrics and alert users when specific thresholds targets are met.	Dashboard
	Display Sales charts that can be filtered by region.	Report

**Section: Demonstrate the business value of Power BI Explanation**

**Explanation/Reference:**

Explanation:

Box 1: Report

Reports are more detailed data displayed in many formats like chart, graphs list and in tabular, etc.

Box 2: Dashboard

Dashboards are a business key performance indicator view where it displays key values that can change business profits and can be glanced at one screen.

Box 3: Report

Power BI dashboards cannot slice and dice, but reports have many ways to filter and slice.

Note: Power BI dashboards are one placeholder to display the most important decision-making facts to run a business. But reports are more detailed data displayed in many formats like chart, graphs list and in tabular, etc. Reports are based on one dataset or one business unit data for example reports of a store belonging to California.

Reference: <https://www.educba.com/power-bi-dashboard-vs-report/>

### QUESTION 33

#### HOTSPOT

You have a Power BI report.

For each of the following statements, select Yes if the statement is true. Otherwise, select No.

**NOTE:** Each correct selection is worth one point.

Hot Area:

## Answer Area

Statement	Yes	No
You can export data from a visualization in a Power BI report.	<input type="radio"/>	<input type="radio"/>
You can show the data behind a visual report on your screen without exporting the data.	<input type="radio"/>	<input type="radio"/>
You must export data to view supporting data for a KPI.	<input type="radio"/>	<input type="radio"/>

Correct Answer:

## Answer Area

Statement	Yes	No
You can export data from a visualization in a Power BI report.	<input checked="" type="radio"/>	<input type="radio"/>
You can show the data behind a visual report on your screen without exporting the data.	<input type="radio"/>	<input checked="" type="radio"/>
You must export data to view supporting data for a KPI.	<input checked="" type="radio"/>	<input type="radio"/>

### Section: Demonstrate the business value of Power BI Explanation

#### Explanation/Reference:

Explanation:

Box 1: Yes

If you'd like to see the data that Power BI uses to create a visualization, you can display that data in Power BI. You can also export that data to Excel as an .xlsx or .csv file. The option to export the data requires a Pro or Premium license and edit permissions to the dataset and report.

Note: Export data from a Power BI dashboard

1. Select the ellipsis in the upper-right corner of the visualization.
2. Choose the Export data icon.
3. Power BI exports the data to a .csv file. If you've filtered the visualization, then the app will filter the downloaded data.
4. Your browser will prompt you to save the file. Once saved, open the .csv file in Excel.

Box 2: No

Underlying data: Select this option if you want to see the data in the visual and additional data from the model (see chart below for details). If your visualization has an aggregate, selecting Underlying data removes the aggregate. When you select Export, Power BI exports the data to an .xlsx file and your browser prompts you to save the file. Once saved, open the file in Excel.

Box 3: Yes

A KPI dataset needs to contain goal values for a KPI. If your dataset doesn't contain goal values, you can create them by adding an Excel sheet with goals to your data model or PBIX file.

Note: A Key Performance Indicator (KPI) is a visual cue that communicates the amount of progress made toward a measurable goal.

Reference:

<https://docs.microsoft.com/en-us/power-bi/visuals/power-bi-visualization-export-data>

<https://docs.microsoft.com/en-us/power-bi/visuals/power-bi-visualization-kpi>

#### QUESTION 34

You create a Power BI dashboard that displays data from Dynamics 365 Customer Engagement. You need to share the Power BI dashboard with coworkers.

What are three possible ways to achieve the goal? Each correct answer presents a complete solution.

**NOTE:** Each correct selection is worth one point.



- A. Create a Power BI workspace and grant coworkers permissions.
- B. Publish the dashboard as an app to your coworkers.
- C. Export the data into Common Data Service for others to manipulate in Power BI.
- D. Export the data to Microsoft Excel for coworkers to import and view in Power BI.
- E. Embed reports in your company's internal web portal.

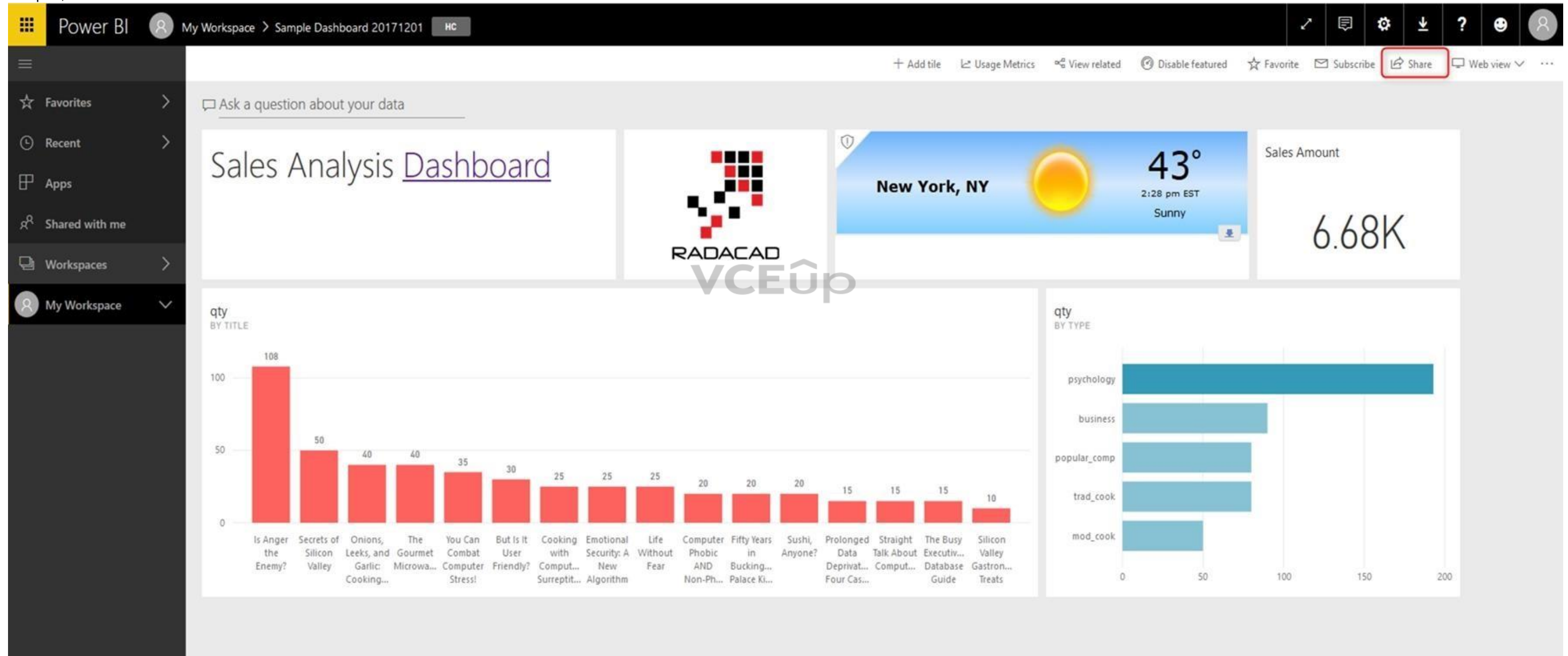
**Correct Answer:** ABE

**Section:** Demonstrate the business value of Power BI Explanation

**Explanation/Reference:**

Explanation:

A: Basic Sharing for Dashboards and Reports through a workspace is the most common way of sharing the Power BI content. Basic Sharing is very simple and easy to use method. You can simply click on the Share button in the dashboard or report, and then share it with other users.



B: Apps are great sharing method for multiple environment, and best way of sharing for users in production environment.

Power BI App is the solution for multiple environment approach. With Power BI App, your development environment (workspace), and user environment (App) are isolated from each other.

Note: If you are using SharePoint online as a portal for document management and some other reasons already, then consider using Embed in SharePoint Online feature of Power BI reports. This method is secure and you can share the report only with Power BI users you want.



E: Sometimes, you don't need a secure way of sharing, you may search for an easy and free way of sharing, and your content is not confidential or sensitive. Publish to web is your friend in such situation. This is the only free way of sharing in Power BI, but be aware that this method is not secure.

Publish to web method, gives you an embed code, which you can use in any web pages to embed the Power BI report in it

Reference: <https://radacad.com/power-bi-sharing-methods-comparison-all-in-one-review>

### QUESTION 35

Your company has an on premises Microsoft SQL Server database that contains legacy sales data. You must display information from the database in a new Power Apps app.

You need to establish a secure connection between the database and the app.

What should you use?

- A. Data source
- B. App
- C. Gateway
- D. Flow

**Correct Answer: C**

**Section: Demonstrate the business value of Power BI Explanation**

#### Explanation/Reference:

Explanation:

For an on-premises database, identify a data gateway that was shared with you (or create one).

Specify Connect using on-premises data gateway, type or paste the server name, the database name, the user name, and the password for the database that you want to use, and specify the authentication type and the gateway.

Reference:

<https://docs.microsoft.com/en-us/powerapps/maker/canvas-apps/connections/connection-azure-sqldatabase>

**QUESTION 36** A recent update has been made to a canvas app.

The update has caused a negative impact to users.

You need to roll back the app to a previous version.

What should you do?

- A. Restore the previous version of the app.
- B. Uninstall the app for all users and reinstall by using the previous versions' package.
- C. Deactivate the live app, import the previous version of the app, and then activate the app.
- D. Delete the app and create a new app based on the previous version.

**Correct Answer: A**

**Section: Demonstrate the business value of Power BI Explanation**

#### Explanation/Reference:

Explanation:

Restore a canvas app to a previous version in PowerApps.

Restore an app from your account

1. Open powerapps.com, and then click or tap Apps in the left navigation bar.
2. Near the right edge, click or tap the info icon for the app that you want to restore.
3. Click or tap the Versions tab, and then click or tap Restore for the version that you want to restore.
4. In the confirmation dialog box, click or tap Restore.

A new version is added to your list.

Reference: <https://docs.microsoft.com/en-us/powerapps/maker/canvas-apps/restore-an-app>

**QUESTION 37**

DRAG DROP

A company needs to create a series of mobile applications to empower their field engineers to accomplish several tasks with varying degrees of complexity.

Match each option to its answer.

Instructions: To answer, drag the appropriate app type from the column on the left to its definition on the right. Each app type may be used once, more than once, or not at all.

**NOTE:** Each correct match is worth one point.

Select and Place:

**App types**

model-driven

dashboard

dataset

canvas

**Answer Area****Definition**

Quickly create apps for very complex business processes with very little or no code.

Create simple apps with a highly customizable user interface layouts.

**App type**

App type

App type

VCEUp

Correct Answer:

**App types**

model-driven

dashboard

dataset

canvas

**Answer Area****Definition**

Quickly create apps for very complex business processes with very little or no code.

Create simple apps with a highly customizable user interface layouts.

**App type**

canvas

model-driven

**Section: Demonstrate the business value of Power BI Explanation**

**Explanation/Reference:**

Explanation:

Box 1: canvas

Both model-driven and canvas apps allow you to easily build business apps. They both share access to the Common Data Service providing standard and custom entities. Canvas apps start with your user experience, crafting a highly tailored interface with the power of a blank canvas and connecting it to 200 data sources. Canvas apps can be built for web, mobile, and tablet applications. Model-driven apps start with your data model – building up from the shape of your core business data and processes in the Common Data Service to model forms, views, and other components. Model-driven apps automatically generate great UI that is responsive across devices. Box 2: model-driven

Reference:  
<https://powerapps.microsoft.com/sv-se/blog/introducing-model-driven-apps/>

**QUESTION 38**  
HOTSPOT

A user is starting to learn about Power Apps.

Which objects should you use? To answer, select the appropriate options in the answer area.

**NOTE:** Each correct selection is worth one point.

Hot Area:

Answer Area

A Power Apps app can call a

	▼
connector	
flow	
gateway	
solution	

Actions and triggers are properties of a

	▼
connector	
flow	
gateway	
solution	

Correct Answer:

## Answer Area

A Power Apps app can call a

	▼
connector	
flow	
gateway	
solution	

Actions and triggers are properties of a

	▼
connector	
flow	
gateway	
solution	

### Section: Demonstrate the business value of Power BI Explanation

#### Explanation/Reference:

Reference: <https://docs.microsoft.com/en-us/powerapps/powerapps-overview> <https://docs.microsoft.com/en-us/power-automate/getting-started>

**QUESTION 39** What is a benefit of deploying Microsoft 365 and Dynamics 365 apps in the same tenant?

- A. You do not need to manually back up data.
- B. Both will use the same time zone.
- C. You can use Power BI to display data that comes from both environments.
- D. You can implement Single Sign-On (SSO).

**Correct Answer: C**

### Section: Demonstrate the business value of Power BI Explanation

#### Explanation/Reference:

Reference: <https://docs.microsoft.com/en-us/power-platform/admin/use-power-bi>

**QUESTION 40** A company runs a call center to handle customer support inquiries.

The company tracks metrics including the number of incoming calls, call resolution rates, and escalations. The company wants to display the metrics on a shared screen that is visible to all call center staff.

You need to recommend a solution for the company.

Which Power Platform feature should you recommend?

- A. AI Builder
- B. Power Automate
- C. Power Apps
- D. Power BI

**Correct Answer:** D

**Section:** Demonstrate the business value of Power BI Explanation

**Explanation/Reference:**

**QUESTION 41**

HOTSPOT

You are a regional sales manager for a large internet retailer. You create a series of Power BI reports and dashboards to help sales associates be more productive and increase sales.

Sales are not increasing as expected.

You need to determine if the new reports are being used and send emails to sales associates to provide guidance on how to use the reports and dashboards.

Which features should you use? To answer, select the appropriate options in the answer area.

**NOTE:** Each correct selection is worth one point.

**Hot Area:**

**Answer Area**

**Requirement**

Send an email to the sales associates on a predetermined schedule.

	▼
Subscribe	
Share	
Favorites	
Publisher	

Quantify the adoption usage from the sales associates.

	▼
Explore	
Favorites	
Usage metrics	
Performance inspector	

**Correct Answer:**

## Answer Area

## Requirement

Send an email to the sales associates on a predetermined schedule.

	▼
Subscribe	
Share	
Favorites	
Publisher	

Quantify the adoption usage from the sales associates.

	▼
Explore	
Favorites	
Usage metrics	
Performance inspector	

## Section: Demonstrate the business value of Power BI Explanation

## Explanation/Reference:

Reference: <https://docs.microsoft.com/en-us/power-bi/consumer/end-user-subscribe> <https://docs.microsoft.com/en-us/power-bi/service-usage-metrics>

**QUESTION 42** You are creating Power BI reports.

You need to choose which filters you can use for reports.

Which three types of filters can you use? Each correct answer presents a complete solution.

**NOTE:** Each correct selection is worth one point.

- A. drill-down
- B. automatic
- C. database
- D. manual
- E. external

**Correct Answer:** ABD

## Section: Demonstrate the business value of Power BI Explanation

## Explanation/Reference:

Reference: <https://docs.microsoft.com/en-us/power-bi/power-bi-report-filter-types>

**QUESTION 43** A manufacturing company uses Internet of Things (IoT) devices to monitor the temperature in different parts of their warehouse.

The current IoT monitoring software is extremely outdated and is not user friendly.

You need to view near-real time information from the IoT devices in Power BI Service dashboards.

Which tool should you use?



- A. Scheduled refresh dataset
- B. Streaming dataset
- C. Content Pack dataset
- D. Power BI dataflows
- E. Quick Insights

**Correct Answer:** B

**Section:** Demonstrate the business value of Power BI Explanation

**Explanation/Reference:**

Reference: <https://docs.microsoft.com/en-us/power-bi/service-real-time-streaming> <https://powerbi.microsoft.com/en-us/blog/using-power-bi-real-time-dashboards-to-display-iot-sensor-data-a-step-by-step-tutorial/>

**QUESTION 44** This question requires that you evaluate the underlined text to determine if it is correct.

You have a Power BI report with a page named RevReceived. The page shows revenue received by your company. You want to create an almost identical page that shows net revenue instead of gross revenue. To accomplish this task, you modify the RevReceived page.

Review the underlined text. If it makes the statement correct, "No change is needed". If the statement is incorrect, select the answer choice that makes the statement correct.

- A. No change is needed.
- B. duplicate the RevReceived page.
- C. import the RevReceived page.
- D. copy the visuals from RevReceived to a new page.

**Correct Answer:** B

**Section:** Demonstrate the business value of Power BI Explanation

**Explanation/Reference:**

Reference: [https://www.tutorialspoint.com/power\\_bi/power\\_bi\\_quick\\_guide.htm](https://www.tutorialspoint.com/power_bi/power_bi_quick_guide.htm)

**QUESTION 45**

DRAG DROP

A company plans to implement Power BI to analyze retail operations data.

You need to recommend solutions for the company.

Which Power BI components should the company use? To answer, drag the appropriate Power BI components to the correct requirements. Each Power BI component may be used once, more than once, or not at all. You may need to drag the split bar between panes or scroll to view content.

**NOTE:** Each correct selection is worth one point.

**Select and Place:**

Power BI components	Answer Area	
reports	Requirement	Power BI component
workspaces	Allow users to set and receive alerts when data changes beyond specified limits.	
dashboards	View and filter data and export data to Microsoft Excel for further manipulation and analysis.	
dataset		

Correct Answer:

Power BI components	Answer Area	
reports	Requirement	Power BI component
	Allow users to set and receive alerts when data changes beyond specified limits.	workspaces
dashboards	View and filter data and export data to Microsoft Excel for further manipulation and analysis.	dataset

Section: Demonstrate the business value of Power BI Explanation

Explanation/Reference:

#### QUESTION 46

You create a set of dashboards and reports for a project team that combines data from different sources in Power BI. Some of the data is considered sensitive.

You need to distribute the dashboards and reports securely to the team.

What should you create?

- A. a custom data connector
- B. a published appC. a Microsoft flow
- D. a Power BI workspace

Correct Answer: B

Section: Demonstrate the business value of Power BI Explanation

Explanation/Reference:

Reference: <https://docs.microsoft.com/en-us/power-bi/service-how-to-collaborate-distribute-dashboards-reports>

#### QUESTION 47

DRAG DROP

You create a Power BI dashboard.

Match each option to its function. To answer, drag the appropriate option from the column on the left to its function on the right. Each option may be used once, more than once, or not at all.

**NOTE:** Each correct match is worth one point.

**Select and Place:**

Products	Requirement	Product
Share	Ensure that coworkers can see the dashboard.	
Embed	Display data from Microsoft Excel in the dashboard.	
Get Data	Add a report tile to the dashboard.	
Pin		
Import		

**Correct Answer:**

Products	Requirement	Product
	Ensure that coworkers can see the dashboard.	Share
Embed	Display data from Microsoft Excel in the dashboard.	Get Data
	Add a report tile to the dashboard.	Pin
Import		

#### Section: Demonstrate the business value of Power BI Explanation

##### Explanation/Reference:

Reference: <https://docs.microsoft.com/en-us/power-bi/service-set-data-alerts>

<https://docs.microsoft.com/en-us/power-bi/service-analyze-in-excel>

<https://docs.microsoft.com/en-us/power-bi/service-dashboard-pin-tile-from-report>

**QUESTION 48** You are using Dynamics 365 Sales.

You need to pull data into a Power BI report for your team. The City and State columns must be combined to form one column on the report.

Which function would you use? Each correct answer presents a complete solution.

**NOTE:** Each correct selection is worth one point.

- A. Use Power Query to merge columns.
- B. Import the data.
- C. Export data to Microsoft Excel.
- D. Create a view.

**Correct Answer:** A

**Section:** Demonstrate the business value of Power BI Explanation

**Explanation/Reference:**

Reference: <https://docs.microsoft.com/en-us/power-bi/desktop-shape-and-combine-data>

**QUESTION 49** A carpet cleaning company uses Dynamics 365 Sales.

The process for entering customer information during onsite sales calls is very complicated. The company wants a simplified screen that allows salespeople to capture the customer name, phone number, and other information while speaking to the customer.

You need to recommend a solution that works on various types of mobile devices.

What should you recommend?

- A. Common Data Service
- B. Microsoft Flow
- C. AI Builder
- D. Canvas app
- E. Power BI

**Correct Answer:** D

**Section:** Demonstrate the business value of Power BI Explanation

**Explanation/Reference:**

Reference: <https://powerapps.microsoft.com/en-us/build-powerapps/>

**QUESTION 50**

DRAG DROP

A company is building a Power Apps portal.

You need to select out-of-the-box portal types to meet the company's requirements.

Which portal types should you use? To answer, drag the appropriate portal types to the correct requirements. Each portal type may be used once, more than once, or not at all. You may need to drag the split bar between panes or scroll to view content.

**NOTE:** Each correct selection is worth one point.

**Select and Place:**

**Portal types**

partner portal

community portal

portal from blank

customer self-service portal

**Answer Area**

**Requirement**

Collaboratively onboard new suppliers and distributors.

Publish a blog post announcing new suppliers.

**Portal type**

Portal type

Portal type

Correct Answer:

**Portal types**

partner portal

community portal

portal from blank

customer self-service portal

**Answer Area**

**Requirement**

Collaboratively onboard new suppliers and distributors.

Publish a blog post announcing new suppliers.

**Portal type**

partner portal

community portal

**Section: Demonstrate the business value of Power Apps**  
**Explanation**

**Explanation/Reference:**  
 Explanation:

Box 1: Partner portal  
 A partner portal allows every organization with resellers, distributors, suppliers, or partners to have real-time access to every stage of shared activities.

Box 2: Community portal  
 A community portal leverages peer-to-peer interactions between customers and experts to organically grow the catalog of available knowledge from knowledge base articles, forums, and blogs as well as providing feedback through comments and ratings.

- Incorrect Answers:
- Portal from blank: Create a website to share data with external and internal users. This template comes with sample pages to get you quickly started.
  - Customer self-service portal: A customer self-service portal enables customers to access self-service knowledge, support resources, view the progress of their cases, and provide feedback.

Reference:  
<https://docs.microsoft.com/en-us/powerapps/maker/portals/portal-templates>

**QUESTION 51**  
**HOTSPOT**



A user is trying to understand the differences between the various ways apps can be built by using Power Apps.

For each of the following statements, select Yes if the statement is true. Otherwise, select No.

**NOTE:** Each correct selection is worth one point.

**Hot Area:**

### Answer Area

Statement	Yes	No
You can embed canvas apps in model-driven apps.	<input type="radio"/>	<input type="radio"/>
A Power Apps portal can use only one data source.	<input type="radio"/>	<input type="radio"/>
You must use Power BI to create reports in model-driven apps.	<input type="radio"/>	<input type="radio"/>

**Correct Answer:**

### Answer Area

Statement	Yes	No
You can embed canvas apps in model-driven apps.	<input checked="" type="radio"/>	<input type="radio"/>
A Power Apps portal can use only one data source.	<input type="radio"/>	<input checked="" type="radio"/>
You must use Power BI to create reports in model-driven apps.	<input checked="" type="radio"/>	<input type="radio"/>

**Section: Demonstrate the business value of Power Apps**  
**Explanation**

**Explanation/Reference:**

Explanation:

Box 1: Yes



You can create a canvas app and then embed that within a model driven app.

Box 2: No

With the capability to build a portal in PowerApps, you can create a website for external and internal users enabling them to interact with data stored in Common Data Service.

Note: Common Data Service lets you securely store and manage data that's used by business applications. Data within Common Data Service is stored within a set of entities. An entity is a set of records used to store data, similar to how a table stores data within a database. Common Data Service includes a base set of standard entities that cover typical scenarios, but you can also create custom entities specific to your organization and populate them with data using Power Query. App makers can then use PowerApps to build rich applications using this data.

Box 3: Yes

To get started building a report you'll need the latest version of Power BI Desktop and a PowerApps environment with the latest version of the Common Data Service.

Reference: <https://carldesouza.com/how-to-embed-a-canvas-app-in-a-model-driven-app-in-powerapps/> <https://docs.microsoft.com/en-us/powerapps/maker/portals/create-portal>  
<https://docs.microsoft.com/en-us/powerapps/maker/common-data-service/data-platform-intro>

## QUESTION 52

### HOTSPOT

A user is creating their first canvas app in Power Apps.

The user does not know what types of controls they can include.

You need to recommend solutions for the user.

Which types of controls would you recommend using in Power Apps? To answer, select the appropriate control in the dialog box in the answer area.

**NOTE:** Each correct selection is worth one point.

Hot Area:

Answer Area	Scenario	Control
	View the date, time, and location of upcoming internal meetings.	<div>▼</div> <div>Meeting-screen template</div> <div>Gallery</div> <div>List box</div>
	Create a meeting request from within the app.	<div>▼</div> <div>Meeting-screen template</div> <div>Gallery</div> <div>List box</div>
	Drill down into customer contact records in Dynamics 365 Sales to view a photo of a customer you are meeting.	<div>▼</div> <div>Image</div> <div>People-screen template</div> <div>Add picture</div>

Correct Answer:

**Answer Area****Scenario**

View the date, time, and location of upcoming internal meetings.

Create a meeting request from within the app.

Drill down into customer contact records in Dynamics 365 Sales to view a photo of a customer you are meeting.

**Control**

	▼
Meeting-screen template	
Gallery	
List box	

	▼
Meeting-screen template	
Gallery	
List box	

	▼
Image	
People-screen template	
Add picture	

**Section: Demonstrate the business value of Power Apps**  
**Explanation**

**Explanation/Reference:**

Explanation:

Box 1: Gallery

A Gallery control can show multiple records from a data source, and each record can contain multiple types of data. For example, a Gallery control can show multiple contacts with each item showing contact information that includes a name, an address, and a phone number for each contact.

Box 2: Meeting-screen template

In a canvas app, add a meeting screen that lets users create and send meeting requests from their Office 365 Outlook accounts. Users can search for attendees in their org and add external email addresses. If your tenant has meeting rooms built into Outlook, users can select a location as well.

Box 3: Image

If you add one or more Image controls to your app, you can show individual images that aren't part of a data set, or you can incorporate images from records in data sources.

Incorrect Answers:

- List box: A list in which the user can select one or multiple items.
- With the Add picture control in PowerApps users can take photos or upload image files from their device and update the data source with this content. On a mobile device the user is presented with the device's choice dialog to choose between taking a photo or selecting one already available.

Reference:

<https://docs.microsoft.com/en-us/powerapps/maker/canvas-apps/screen-templates/meeting-screen-overview>

**QUESTION 53****HOTSPOT**

You are designing a Power Apps solution that allows users to upload a status report directly to the company Microsoft SharePoint project management site from their mobile device.

For each of the following statements, select Yes if the statement is true. Otherwise, select No.

**NOTE:** Each correct selection is worth one point.

**Hot Area:**

**Answer Area**

Statement	Yes	No
You should build a model-driven app in Power Apps.	<input type="radio"/>	<input type="radio"/>
You should build a canvas app in Power Apps.	<input type="radio"/>	<input type="radio"/>
Users must download and run the Power Apps mobile application to use the solution.	<input type="radio"/>	<input type="radio"/>

Correct Answer:

**Answer Area**

Statement	Yes	No
You should build a model-driven app in Power Apps.	<input type="radio"/>	<input checked="" type="radio"/>
You should build a canvas app in Power Apps.	<input checked="" type="radio"/>	<input type="radio"/>
Users must download and run the Power Apps mobile application to use the solution.	<input checked="" type="radio"/>	<input type="radio"/>

**Section: Demonstrate the business value of Power Apps**  
**Explanation**

**Explanation/Reference:**  
Explanation:

Box 1: No

Box 2: Yes

Box 3: Yes

When you create an app, or someone shares an app with you, you can run that app on Windows, iOS, Android, or in a web browser.

References: <https://docs.microsoft.com/en-us/powerapps/maker/canvas-apps/app-from-sharepoint> <https://docs.microsoft.com/en-us/powerapps/user/run-app-client>

#### QUESTION 54

A company uses Dynamics 365 Supply Chain Management.

The company wants to build customer user interfaces that add additional functionality.

You need to recommend a solution for the company.

What should you recommend?

- A. Power BI
- B. Power Apps canvas apps
- C. AI Builder
- D. Microsoft Flow

**Correct Answer: B**

**Section: Demonstrate the business value of Power Apps**

**Explanation**

**Explanation/Reference:**

Explanation:

Microsoft Power Apps provides a consistent experience for building apps and extending Office 365 and Dynamics 365. Investments include enhancements on Unified Interface, support for embedding canvas apps in model-driven apps and native support of the Common Data Service for Apps.

Reference: <https://powerapps.microsoft.com/en-us/roadmap/>

VCEUp

#### QUESTION 55

DRAG DROP

A company plans to implement Power Apps in a Power Platform environment.

You need to implement other required components.

Match each option to its function. To answer, drag the appropriate option from the column on the left to its function on the right. Each option may be used once, more than once, or not at all.

**NOTE:** Each correct match is worth one point.

**Select and Place:**

Products	Answer Area	
	Function	Product
Microsoft Azure	Implement user authentication.	
custom connector	Send data to a Microsoft OneNote notebook in the same tenant.	
Microsoft Flow		
model-driven app		
canvas app		

Correct Answer:

Products	Answer Area	
	Function	Product
	Implement user authentication.	Microsoft Azure
custom connector	Send data to a Microsoft OneNote notebook in the same tenant.	Microsoft Flow
model-driven app		
canvas app		

**Section: Demonstrate the business value of Power Apps**  
**Explanation**

**Explanation/Reference:**

Reference: <https://powerapps.microsoft.com/en-us/blog/implementing-role-based-permission/> <https://www.encorebusiness.com/blog/powerapps-flow-can/>

**QUESTION 56**  
DRAG DROP

A company plans to create canvas apps.



What is the minimum number of connectors required? To answer, drag the appropriate number of connectors to the correct drop scenarios. Each number of connectors may be used once, more than once, or not at all. You may need to drag the split bar between panes or scroll to view content.

**NOTE:** Each correct selection is worth one point.

Select and Place:

Number of connectors	Answer Area	Number of connectors
0	<b>Scenario</b> Synchronize data with three data sources that use different proprietary database formats. Create three Power Apps apps that each display data from a Microsoft SharePoint list. Create three Flows that each copy data to Microsoft Azure Data Lake on different schedules.	
1		
2		
3		

Correct Answer:

Number of connectors	Answer Area	Number of connectors
0	<b>Scenario</b> Synchronize data with three data sources that use different proprietary database formats. Create three Power Apps apps that each display data from a Microsoft SharePoint list. Create three Flows that each copy data to Microsoft Azure Data Lake on different schedules.	
1		1
2		3
3		3

**Section: Demonstrate the business value of Power Apps**  
**Explanation**

**Explanation/Reference:**

Reference: <https://docs.microsoft.com/en-us/powerapps/maker/canvas-apps/connections-list> <https://docs.microsoft.com/en-us/connectors/connectors>

**QUESTION 57** You create a Power Apps canvas app.

You need to ensure that your coworkers can run the app.

What should you do?

- A. Share the app.
- B. Send the URL for the app to coworkers.
- C. Add a license for the app.
- D. Create a Flow for the app.

**Correct Answer:** A

**Section:** Demonstrate the business value of Power Apps

**Explanation**

**Explanation/Reference:**

Reference: <https://docs.microsoft.com/en-us/powerapps/maker/canvas-apps/share-app>

**QUESTION 58** A company uses Microsoft 365, Power Platform, and Dynamics 365. You do not assign permissions to any licensed users.

Users are able to create and edit Power Apps canvas apps.

In which environment are users creating and editing the apps?

- A. Production
- B. Default
- C. Sandbox

**Correct Answer:** B

**Section:** Demonstrate the business value of Power Apps

**Explanation**

**Explanation/Reference:**

Reference: <https://docs.microsoft.com/en-us/power-platform/admin/working-with-environments>

**QUESTION 59** A company is creating a canvas app to display data from a legacy system that is located on the company's internal network.

You need to connect to the data.

What should you use?

- A. custom connector
- B. content pack
- C. data gateway
- D. Power Automate

**Correct Answer:** C

**Section:** Demonstrate the business value of Power Apps

**Explanation**

**Explanation/Reference:**

Reference: <https://docs.microsoft.com/en-us/powerapps/maker/canvas-apps/gateway-management>

**QUESTION 60** You are creating a canvas app.

You need to configure the app.

Which two objects are provided by the connector? Each correct answer presents a complete solution.

**NOTE:** Each correct selection is worth one point.

- A. customizations
- B. data sources
- C. actions
- D. tables

**Correct Answer:** CD

**Section:** Demonstrate the business value of Power Apps

**Explanation**

**Explanation/Reference:**

Reference: <https://docs.microsoft.com/en-us/powerapps/maker/canvas-apps/connections-list>

**QUESTION 61**

DRAG DROP

A company is considering implementing PowerApps to help manage business processes. Users are trying to understand the purposes and benefits of PowerApps components.

Match each benefit to its tool. To answer, drag the appropriate benefit from the column on the left to its tool on the right. Each benefit may be used once, more than once, or not at all.

**NOTE:** Each correct selection is worth one point.

**Select and Place:**

**Tools**

connectors

canvas apps

AI Builder

Power Automate

portals

**Answer Area**

Benefit		Tool
Easy data integration		
Low code / no code across applications		
Easy to customize front end		

**Correct Answer:**

**Tools**

Power Automate

portals

**Answer Area**

**Benefit**

Easy data integration

Low code / no code across applications

Easy to customize front end

**Tool**

connectors

AI Builder

canvas apps

**Section: Demonstrate the business value of Power Apps**

**Explanation**

**Explanation/Reference:**

Reference: <https://docs.microsoft.com/en-us/power-platform/admin/data-integrator> [https://powerapps.microsoft.com/en-](https://powerapps.microsoft.com/en-us/blog/create-business-apps-using-powerapps-and-azure-functions/)

[us/blog/create-business-apps-using-powerapps-and-azure-functions/](https://www.forbes.com/sites/adrianbridgwater/2019/06/17/microsoft-offers-premade-no-code-artificial-intelligence/#73f5a2be41cd)

<https://www.forbes.com/sites/adrianbridgwater/2019/06/17/microsoft-offers-premade-no-code-artificial-intelligence/#73f5a2be41cd>

**QUESTION 62**

**DRAG DROP**

A company plans to build new apps for the business to allow employees to work more efficiently.

You need to recommend the appropriate types of Power Apps to meet the company's requirements.

To answer, drag the appropriate app types to the correct requirements. Each app type may be used once, more than once, or not at all. You may need to drag the split bar between panes or scroll to view content.

**NOTE:** Each correct selection is worth one point.

**Select and Place:**

**App types**

model-driven

portals

canvas

AI Builder

**Answer Area**

**Requirement**

Build mobile apps that use cameras and location data.

Give external users secure access to your data.

**App type**

Correct Answer:

App types	Requirement	App type
model-driven	Build mobile apps that use cameras and location data.	canvas
	Give external users secure access to your data.	portals
AI Builder		

#### Section: Demonstrate the business value of Power Apps

##### Explanation

##### Explanation/Reference:

Reference: <https://docs.microsoft.com/en-us/powerapps/maker/canvas-apps/getting-started> <https://docs.microsoft.com/en-us/powerapps/maker/portals/overview>

**QUESTION 63** A company is considering implementing Power Platform.

For which three scenarios should you consider implementing Power Apps portals? Each correct answer presents a complete solution.

**NOTE:** Each correct selection is worth one point.

- A. a customer support website that includes knowledge search and support for document uploads
- B. a public website that supports multi-lingual communities with forums and blogs support
- C. an online store with e-commerce requirements including payment processing
- D. a secure website for vendors accessing data stored in Common Data Service
- E. an internal website for employees to access selected data from Dynamics 365 Finance

**Correct Answer:** ABE

#### Section: Demonstrate the business value of Power Apps

##### Explanation

##### Explanation/Reference:

Reference: <https://docs.microsoft.com/en-us/powerapps/maker/portals/portal-templates>

#### QUESTION 64

##### DRAG DROP

A company is building a model-driven app.

You need to create and configure the objects needed for the app.

Which component categories should you use? To answer, drag the appropriate component categories to the correct objects. Each component category may be used once, more than once, or not at all. You may need to drag the split bar between panes or scroll to view content.

**NOTE:** Each correct selection is worth one point.



Select and Place:

Component categories	Answer Area	Component category
UI	Object	
Data	Relationship	
Logic	Form	
Visulaization	Business rule	
	View	

Correct Answer:

Component categories	Answer Area	Component category
UI	Object	
Data	Relationship	Data
Logic	Form	UI
Visulaization	Business rule	Logic
	View	UI

**Section: Demonstrate the business value of Power Apps**  
**Explanation**

**Explanation/Reference:**

Reference: <https://docs.microsoft.com/en-us/powerapps/maker/model-driven-apps/model-driven-app-components>

**QUESTION 65**  
**HOTSPOT**

You are creating a canvas app that will be used in several countries/regions.

For each of the following statements, select Yes if the statement is true. Otherwise, select No.

**NOTE:** Each correct selection is worth one point.

Hot Area:

## Answer Area

Statement	Yes	No
Canvas app authoring environment will adapt to the language setting of the author.	<input type="radio"/>	<input type="radio"/>
When running a canvas app on a mobile device, the app adopts the app author's language.	<input type="radio"/>	<input type="radio"/>
Numbers and dates in Power Apps app automatically conform to the regional and language settings for a user's device.	<input type="radio"/>	<input type="radio"/>

Correct Answer:

## Answer Area

Statement	Yes	No
Canvas app authoring environment will adapt to the language setting of the author.	<input checked="" type="radio"/>	<input type="radio"/>
When running a canvas app on a mobile device, the app adopts the app author's language.	<input checked="" type="radio"/>	<input type="radio"/>
Numbers and dates in Power Apps app automatically conform to the regional and language settings for a user's device.	<input checked="" type="radio"/>	<input type="radio"/>

**Section: Demonstrate the business value of Power Apps**  
**Explanation**

**Explanation/Reference:**

Reference: <https://docs.microsoft.com/en-us/powerapps/maker/canvas-apps/global-apps>

**QUESTION 66**  
**HOTSPOT**

A company plans to build Power Apps portals.

For each of the following statements, select Yes if the statement is true. Otherwise, select No.

**NOTE:** Each correct selection is worth one point.

Hot Area:

**Answer Area**

Statement	Yes	No
You must use standard templates for building portals.	<input type="radio"/>	<input type="radio"/>
You can test portals in non-prodcution environments and then migrate the portals into production environments.	<input type="radio"/>	<input type="radio"/>
When transitioning to the new version of a portal, you can display a customizable maintenance page until the new portal is ready to be used.	<input type="radio"/>	<input type="radio"/>

Correct Answer:

**Answer Area**

Statement	Yes	No
You must use standard templates for building portals.	<input checked="" type="radio"/>	<input type="radio"/>
You can test portals in non-prodcution environments and then migrate the portals into production environments.	<input checked="" type="radio"/>	<input type="radio"/>
When transitioning to the new version of a portal, you can display a customizable maintenance page until the new portal is ready to be used.	<input checked="" type="radio"/>	<input type="radio"/>

**Section: Demonstrate the business value of Power Apps**  
**Explanation**

**Explanation/Reference:**Reference: <https://docs.microsoft.com/en-us/powerapps/maker/portals/overview><https://docs.microsoft.com/en-us/powerapps/maker/portals/admin/migrate-portal-configuration><https://docs.microsoft.com/en-us/powerapps/maker/portals/admin/enable-maintenance-mode>**QUESTION 67**

A company uses Dynamics 365 Supply Chain Management.

You need to use Power Automate to automate the process of receiving and tracking raw materials.

Which type of connector should you use?

- A. Common Data Service
- B. Dynamics 365
- C. Dynamics 365 for Fin & Ops
- D. Dynamic Signal

**Correct Answer:** A

**Section:** Demonstrate the business value of Microsoft Flow

**Explanation**

**Explanation/Reference:**

Explanation:

Dynamics 365 for Finance and Operations is now being licensed as Dynamics 365 Finance and Dynamics 365 Supply Chain Management.

You can use Common Data Service to enable the flow of data between Finance and Operations apps and Dynamics 365 Sales.

Reference:

<https://docs.microsoft.com/en-us/dynamics365/fin-ops-core/dev-itpro/data-entities/data-integration-cds>

**QUESTION 68** A company performs on-site inspections and services for air industrial equipment.

Field technicians must perform a series of maintenance checks every time they visit a customer site. Every technician performs maintenance tasks in a different order. Some technicians miss steps.

You need to ensure that all technicians perform the same steps in the same order.

What should you use?

- A. Business process flow
- B. AI Builder
- C. Business rule
- D. Virtual Agent

**Correct Answer:** A

**Section:** Demonstrate the business value of Microsoft Flow

**Explanation**

**Explanation/Reference:**

Explanation:

You can help ensure that people enter data consistently and follow the same steps every time they work with a customer by creating a business process flow. For example, you might want to create a business process flow to have everyone handle customer service requests the same way, or to require that people get approval for an invoice before submitting an order. Business process flows use the same underlying technology as other processes, but the capabilities that they provide are very different from other features that use processes.

Reference: <https://docs.microsoft.com/en-us/power-automate/business-process-flows-overview>

**QUESTION 69**

HOTSPOT

A company plans to use Power Apps to connect to a series of custom services. There are no connectors available for the custom services.

For each of the following statements, select Yes if the statement is true. Otherwise, select No.

**NOTE:** Each correct selection is worth one point.

**Hot Area:**



**Answer Area**

Statement	Yes	No
Custom connectors for customer-specific services do not require review and certification by Microsoft.	<input type="radio"/>	<input type="radio"/>
You can build a custom connector once and reuse the connector for Power Apps and Microsoft Flow.	<input type="radio"/>	<input type="radio"/>
You can make custom connectors publicly available for all Power Platform users without having Microsoft certify the connector.	<input type="radio"/>	<input type="radio"/>

Correct Answer:

**Answer Area**

Statement	Yes	No
Custom connectors for customer-specific services do not require review and certification by Microsoft.	<input checked="" type="radio"/>	<input type="radio"/>
You can build a custom connector once and reuse the connector for Power Apps and Microsoft Flow.	<input checked="" type="radio"/>	<input type="radio"/>
You can make custom connectors publicly available for all Power Platform users without having Microsoft certify the connector.	<input type="radio"/>	<input checked="" type="radio"/>

Section: Demonstrate the business value of Microsoft Flow  
Explanation



**Explanation/Reference:**

Explanation:

Box 1: Yes

Only if you would like to share your connector with all users of Logic Apps, Microsoft Flow, and PowerApps, you can submit your connector for Microsoft certification. Microsoft will review your connector.

Box 2: Yes

Connectors created in Microsoft Flow are available in PowerApps. Likewise, connectors created in PowerApps are available in Microsoft Flow.

Box 3: No

If you would like to share your connector with all users of Logic Apps, Microsoft Flow, and PowerApps, you can submit your connector for Microsoft certification. Microsoft will review your connector.

Reference:

<https://docs.microsoft.com/en-us/connectors/custom-connectors/>

**QUESTION 70**

You need to use Microsoft Flow to perform data-management tasks when users interact with the sales opportunities in Dynamics 365.

Which three types of triggers can you use? Each correct answer presents a complete solution.

**NOTE:** Each correct selection is worth one point.

- A. record requested
- B. record deletion
- C. record creation
- D. record updated
- E. record selected

**Correct Answer:** BCD

**Section:** Demonstrate the business value of Microsoft Flow

**Explanation**

**Explanation/Reference:**

Explanation:

Triggers like When a record is created, When a record is updated, and When a record is deleted initiate your flow within a few minutes of the event occurring. In rare cases, your flow can take up to 2 hours to trigger.

Reference: <https://docs.microsoft.com/en-us/power-automate/connection-dynamics365>

**QUESTION 71**

A company uses Dynamics 365 Supply Chain Management.

When a sales order is created for one of the customers that a specific user manages, a Microsoft Outlook task must be created to remind the user to perform any follow up activities that are required.

You need to implement the functionality to create Outlook tasks.

Which two features should you use? Each correct answer presents part of the solution.

**NOTE:** Each correct selection is worth one point.

- A. AI Builder
- B. Power Apps
- C. Business Events
- D. Microsoft Flow
- E. Common Data Service

**Correct Answer:** CD

**Section:** Demonstrate the business value of Microsoft Flow

**Explanation**

**Explanation/Reference:**

Explanation:

Business events in Microsoft Power Automate

Business events can be consumed in Microsoft Power Automate via the application connector. The connector has a trigger that is named when a business event occurs. This trigger can be used to subscribe to any of the business events that are available in the target instance of the application.

Reference:

<https://docs.microsoft.com/en-us/dynamics365/fin-ops-core/dev-itpro/business-events/business-events-flow>

**QUESTION 72**

HOTSPOT

A company uses a third party application and an approval process via email. At the end of the month, the IT department enters the data into Microsoft Excel to create pivot charts.

The Excel pivot charts must use the same data source as Dynamics 365 Field Service to generate charts and reports.

You need to recommend a solution.

What should you recommend? To answer, select the appropriate configuration in the answer area.

**NOTE:** Each correct selection is worth one point.

**Hot Area:**

Requirement	Solution
Create an approval workflow.	<div><div></div><div><div>Dynamics 365 Workflow Notifications</div><div>Microsoft Outlook Integration</div><div>AI Builder</div><div>Microsoft Flow</div></div></div>
Connect to report data.	<div><div></div><div><div>Common Data Service and Power BI</div><div>Third-party from AppSource</div><div>Custom Code flat file integration</div><div>Dynamics 365 Field Service</div></div></div>

**Correct Answer:**

## Answer Area

**Requirement**  
Create an approval workflow.

**Solution**

	▼
Dynamics 365 Workflow Notifications	
Microsoft Outlook Integration	
AI Builder	
Microsoft Flow	

Connect to report data.

	▼
Common Data Service and Power BI	
Third-party from AppSource	
Custom Code flat file integration	
Dynamics 365 Field Service	

**Section: Demonstrate the business value of Microsoft Flow****Explanation****Explanation/Reference:**

Explanation:

Box 1: Dynamics 365 Workflow notifications

You can configure the system to send email messages to users when workflow-related events occur.

Note:

1. Go to Navigation pane > Modules > System administration > Users > Users.
2. In the list, find and select the desired record.
3. On the Action pane, click User options.
4. Click the Workflow tab. Make sure that the Notifications section is expanded. In the Notifications section, you can specify how you want the user to be notified about workflow-related events.

Box 2: Dynamics 365 Field Service

Supply Chain Management enables synchronization of business processes between Dynamics 365 Supply Chain Management and Dynamics 365 Field Service. The integration scenarios are configured by using extensible Data integrator templates and Common Data Service to enable the synchronization of business processes. Standard templates can be used to create custom integration projects, where additional standard and custom fields and entities can be mapped to adjust the integration and meet specific business needs.

Reference:

<https://docs.microsoft.com/en-us/dynamics365/fin-ops-core/fin-ops/organization-administration/tasks/users-receive-workflow-related-email-messages>

**QUESTION 73** This question requires that you evaluate the underlined text to determine if it is correct.

A company requires that service representatives schedule customer visits every six months. Each service representative is required to enter a scheduled task for the next checkup as they are leaving a client site. A service representative wants to automate task entry by creating a business process flow that can be initiated from the service call screen on a phone.

Review the underlined text. If it makes the statement correct, select "No change is needed." If the statement is incorrect, select the answer choice that makes the statement correct.

- A. No change is needed.
- B. a scheduled
- C. an instant
- D. an action

**Correct Answer: D**

**Section: Demonstrate the business value of Microsoft Flow**

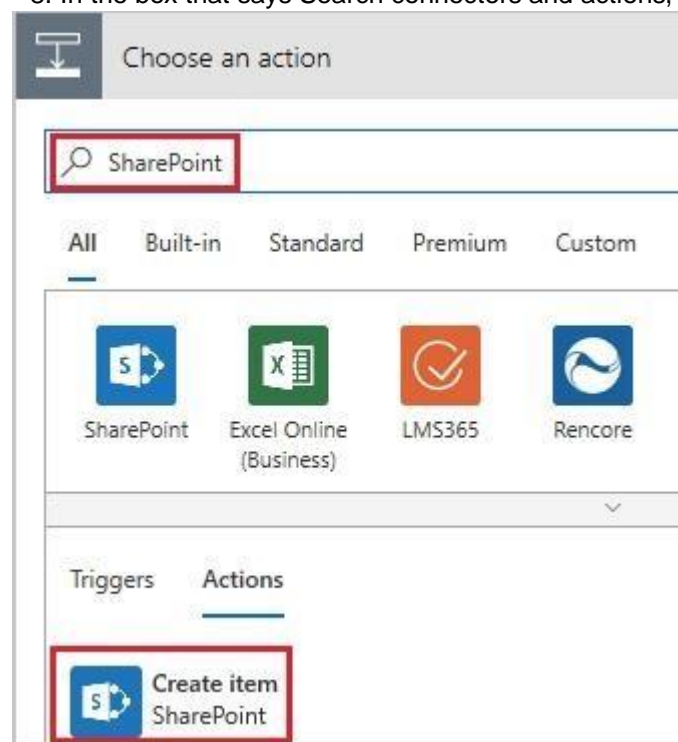
**Explanation**

**Explanation/Reference:**

Explanation:

Note: Create a flow (see step 6 below)

1. Sign in to PowerApps.
2. In the left navigation bar, select Business logic, and then select Flows.
3. In the upper-left corner of the My Flows page, select New, and then select Create from blank.
4. Option to create a flow without using a template  
Near the bottom of the page that appears, select Search hundreds of connections and triggers.
5. In the search box, type PowerApps, and then select the PowerApps icon.
6. Create a PowerApps trigger
7. On the next page, select the PowerApps icon again, and then select New step.
8. In the box that says Search connectors and actions, specify an action for your flow, as in this example:



VCEUp

Reference: <https://docs.microsoft.com/en-us/powerapps/maker/canvas-apps/using-logic-flows>

#### QUESTION 74

DRAG DROP

You build a flow using a template. You want to add support for additional business scenarios.

You need to ensure that the new workflow does not break existing functionality.

Which flow editing utilities should you use? To answer, drag the appropriate tools to the correct requirements. Each tool may be used once, more than once, or not at all You may need to drag the split bar between panes or scroll to view content.

**NOTE:** Each correct selection is worth one point.

**Select and Place:**

Tools	Answer Area	
	Requirement	Tool
Test		
Flow Checker	Check the new flow for any errors or warnings.	Tool
	Run the flow using previously processed data.	Tool
	Monitor the flow as it is running.	Tool

Correct Answer:

Tools	Answer Area	
	Requirement	Tool
Test		
Flow Checker	Check the new flow for any errors or warnings.	Flow Checker
	Run the flow using previously processed data.	Test
	Monitor the flow as it is running.	Test

Section: Demonstrate the business value of Microsoft Flow  
Explanation

Explanation/Reference:  
Explanation:

Box 1: Flow Checker  
The Flow checker feature will promote higher quality flows by ensuring you follow best practices. By running the checker, you will be able to get answers to questions like: which areas of my flow implementation pose a performance or reliability risk?

For each issue identified, the Flow checker points to specific occurrences within the flow where improvements may be required. And more importantly, you learn how to implement these improvements by following detailed guidance.

Box 2: Test

Box 3: Test



Reference: <https://flow.microsoft.com/en-us/blog/flow-checker-four-connectors/>  
<https://docs.microsoft.com/en-us/power-automate/modern-approvals>

**QUESTION 75** Users within a company use Flow for personal productivity.

Users often overwrite their working flows by editing the definitions and are unable to undo changes after saving a flow.

You need to ensure that users can revert a flow to the current state.

Which two options can you use? Each correct answer presents a complete solution.

**NOTE:** Each correct selection is worth one point.

- A. Export
- B. RenameC. Save As
- D. Share

**Correct Answer:** AC

**Section: Demonstrate the business value of Microsoft Flow**  
**Explanation**

**Explanation/Reference:**

Explanation:

A: You can export a flow as a package and import it into a different environment, or use it to restore the in the same environment at a later point in time.

C: The ability to make a copy of your flow is often useful when you want to create a flow similar to something you've already created. Or, if you want to maintain a draft of your working flow as you work on adding more functionality.

Here's how:

Go to your My flows page. Click on the More (...) menu item next to the flow that you want to create a copy of. Click on the Save As command.

Reference:

<https://flow.microsoft.com/en-us/blog/import-export-bap-packages/>

<https://flow.microsoft.com/en-us/blog/make-a-copy/>

**QUESTION 76**

You use Power Automate to create a flow that automatically sends email to a project manager when project team members mark a task as complete.

Project team members are prematurely marking tasks as complete. You must add quality control into the process by sending an email to a project lead for confirmation that the task is in fact complete before sending the email to the project manager.

You need to modify the flow.

Which component should you use?

- A. a process argument
- B. a condition
- C. an expression
- D. a trigger
- E. an action

**Correct Answer:** B

**Section: Demonstrate the business value of Microsoft Flow**  
**Explanation**

**Explanation/Reference:**

Explanation:

Use a condition and set the action to send an email.

Reference:

<https://docs.microsoft.com/en-us/power-automate/add-condition>

**QUESTION 77** A company uses Microsoft Flow.

Each time a work order is created, a service manager must review and approve the work order before a worker is dispatched.

You need to create a flow to enforce the process.

What should you create?

- A. plug-in
- B. approval flow
- C. business rule
- D. team flow
- E. instant flow

**Correct Answer:** B

**Section:** Demonstrate the business value of Microsoft Flow

**Explanation**

**Explanation/Reference:**

Explanation:

With Power Automate, you can manage the approval of documents or processes across several services, including SharePoint, Dynamics 365, Salesforce, OneDrive for Business, Zendesk, or WordPress.

Reference: <https://docs.microsoft.com/en-us/power-automate/modern-approvals>

**QUESTION 78**  
DRAG DROP

VCEUp

You plan to use Microsoft Flow to monitor what people are saying about your company's products. You store the feedback for research and development purposes. You need to recommend Flow components to use for the solution.

To answer, drag the appropriate components to the correct requirements. Each component may be used once, more than once, or not at all. You may need to drag the split bar between panes or scroll to view content.

**NOTE:** Each correct selection is worth one point.

**Select and Place:**

**Components**

action
expression
service
trigger
flow type

**Answer Area****Requirement**

Retrieve the top five posts from your company's Facebook page.

Enter the resulting posts into the product database.

Combine author and link fields into a single field.

Run flow every hour.

**Component**

Component
Component
Component
Component

**Correct Answer:****Components**

action
expression
service
trigger
flow type

**Answer Area****Requirement**

Retrieve the top five posts from your company's Facebook page.

Enter the resulting posts into the product database.

Combine author and link fields into a single field.

Run flow every hour.

**Component**

trigger
action
expression
flow type

**Section: Demonstrate the business value of Microsoft Flow**  
**Explanation**

**Explanation/Reference:**

Explanation:

Box 1: Trigger

A trigger is something that triggers or starts the workflow. It could be a new file uploaded to a document library, a new item created in the list or an email sent to your Inbox – something that will start (kick-off the workflow).

There are two types of triggers:

- Automatic trigger is pre-programmed into the workflow based on a certain rule (i.e. new document or item created, email sent, etc.)
- Manual Trigger is a trigger initiated by a user. Unlike with automatic trigger above, the workflow will only start when initiated manually by the end user (for example, from the Document Library for a selected file). Manual trigger is only supported for certain types of workflows (i.e. Get feedback from your manager for the selected file)

Box 2: action

An action is something that occurs as a result of the workflow.

Box 3: expression

Sometimes users just need to do basic operations like getting the current time, adding numbers together, or replacing a part of a string of text. That's possible inline in any flow action. Microsoft Flow leverages the same Workflow Definition Language used by Azure Logic apps. For new users who are unfamiliar with the expression language, there is an inline help experience that shows how to use each expression as they build out their flow.

Box 4: flow type

There are four different Flow types that you can choose from when starting out. You can create a scheduled flow, automated flow, instant flow, or a business process flow.

Reference: <https://sharepointmaven.com/3-major-components-microsoft-flow/>

<https://www.avepoint.com/blog/office-365/office-365-automation/>

<https://flow.microsoft.com/de-de/blog/use-expressions-in-actions/>

#### QUESTION 79

You are new to working with Microsoft Flow. You create a flow that extracts birth dates for users and then sends a birthday greeting email to users on their birthday.

The flow does not properly extract birth dates.

Where should you make changes?

- A. Connectors
- B. Expression
- C. Templates

VCEUp

**Correct Answer:** A

**Section:** Demonstrate the business value of Microsoft Flow

**Explanation**

**Explanation/Reference:**

Explanation:

Select the new Date Time connector. There you will see all of the actions, which help you to convert time zones to format them for local time in an email, add or subtract times, or just get the current time.

Reference:

<https://flow.microsoft.com/en-us/blog/nested-apply-to-each/>

#### QUESTION 80

DRAG DROP

A company plans to use Microsoft Flow to automate tasks.

Match each flow type to its function. To answer, drag the appropriate flow type from the column on the left to its description on the right. Each option may be used once, more than once, or not at all.

**NOTE:** Each correct match is worth one point.

**Select and Place:**

**Flow types**

automated

business process

scheduled

instant

**Answer Area****Description**

a flow that runs after it is triggered by an event

a flow that guides a user through a set of tasks

a flow that runs after a specified number of days

a flow that allows you to start tasks on-demand

**Flow type**

Flow type

Flow type

Flow type

Flow type

**Correct Answer:****Flow types**

automated

business process

scheduled

instant

**Answer Area****Description**

a flow that runs after it is triggered by an event

a flow that guides a user through a set of tasks

a flow that runs after a specified number of days

a flow that allows you to start tasks on-demand

**Flow type**

automated

business process

scheduled

instant

**Section: Demonstrate the business value of Microsoft Flow**  
**Explanation****Explanation/Reference:**

Explanation:

Box 1: automated

Automated flows start with an event or trigger, such as an email being received. These also support a multitude of actions in the 200+ Flow connectors.

Box 2: business process

The business process flow that creates stages or screens that enforce a certain sequence of steps. It collects data from users for each step in the stage and can kick off automated workflows.



Box 3: scheduled

Scheduled flows run regular reports that are sent out to a team and summarize everything that's happened in the past week. This includes everything from simple daily scheduling to more complex scheduling like "every 3rd Monday."

Box 4: instant

An instant flow is triggered when you click a button inside of the Flow mobile app, SharePoint, Dynamics, PowerApps, or Excel that passes context directly into your flow.

Note: There are four different Flow types that you can choose from when starting out. You can create a scheduled flow, automated flow, instant flow, or a business process flow.

Reference:

<https://www.avepoint.com/blog/office-365/office-365-automation/>

#### QUESTION 81

##### HOTSPOT

A company plans to synchronize data between Dynamics 365 Supply Chain management and Dynamics 365 Sales.

For each of the following statements, select Yes if the statement is true. Otherwise, select No.

**NOTE:** Each correct selection is worth one point.

Hot Area:

### Answer Area

Statement	Yes	No
You can implement a process-based integration by using the Data Integration feature.	<input type="radio"/>	<input type="radio"/>
You can use Microsoft Azure Data Migration to synchronize data between the apps.	<input type="radio"/>	<input type="radio"/>

Correct Answer:

### Answer Area

Statement	Yes	No
You can implement a process-based integration by using the Data Integration feature.	<input checked="" type="radio"/>	<input type="radio"/>
You can use Microsoft Azure Data Migration to synchronize data between the apps.	<input type="radio"/>	<input checked="" type="radio"/>

**Section: Demonstrate the business value of Microsoft Flow****Explanation****Explanation/Reference:**

Reference: <https://docs.microsoft.com/en-us/business-applications-release-notes/april19/cdm-data-integration/cds-data-integrator>

**QUESTION 82** A company has a website. The website includes a form that allows the company to collect information about leads.

You need to set up an automated workflow to create leads in Dynamics 365 Sales when leads are created on the company's custom website.

What should you create?

- A. Task Flow
- B. Power Automate flow
- C. Dynamics 365 workflow
- D. Business Process Flow

**Correct Answer: B**

**Section: Demonstrate the business value of Microsoft Flow****Explanation****Explanation/Reference:**

Reference:

<https://trellispoint.com/create-crm-leads-using-microsoft-flow/>

**QUESTION 83** A company builds and sells residential apartments. The company uses Dynamics 365 Sales to manage sales opportunities.

Management must receive notifications on their mobile devices when sales opportunities are created.

You need to select recommend Power Platform components to address the requirements.

Which two components should you recommend? Each correct answer presents part of the solution.

**NOTE:** Each selection is worth one point.

- A. Common Data Service connector
- B. Power BI
- C. Power Automate
- D. AI Builder

**Correct Answer: C**

**Section: Demonstrate the business value of Microsoft Flow****Explanation****Explanation/Reference:**

Reference: <https://www.powerobjects.com/blog/2019/04/05/flow-approval-process/>

**QUESTION 84** A company uses Microsoft 365, SharePoint Online, and Dynamics 365 Sales.

You need to recommend tools to build a solution that meets the following requirements:

- Synchronize data from an external Microsoft SQL Server instance.
- Send out of the box report automatically to specific company executives.
- Ensure that opportunities over a specified amount are approved by a sales manager.

Which two tools or components should you recommend? Each correct answer presents part of the solution.

**NOTE:** Each correct selection is worth one point.

- A. Microsoft Excel
- B. Microsoft Word
- C. Power BI
- D. Common Data Service
- E. Microsoft Flow

**Correct Answer:** DE

**Section:** Demonstrate the business value of Microsoft Flow

**Explanation**

**Explanation/Reference:**

Reference:

<https://docs.microsoft.com/en-us/power-platform/admin/data-integrator>

<https://www.powerobjects.com/blog/2019/04/05/flow-approval-process/>

**QUESTION 85**

HOTSPOT

You plan to send an email notification to a user when a new file is placed in a specific folder in OneDrive for Business.

For each of the following statements, select Yes if the statement is true. Otherwise, select No.

**NOTE:** Each correct selection is worth one point.

**Hot Area:**

**Answer Area**

**Statement**

**Yes**

**No**

You can create a flow without writing a single line of code and deploy the flow to a production environment.

☐☐

You cannot add additional actions to the built-in Power Automate templates.

☐☐

You can view the code that implements workflow actions and triggers without installing additional software.

☐☐

**Correct Answer:**

## Answer Area

Statement	Yes	No
You can create a flow without writing a single line of code and deploy the flow to a production environment.	<input checked="" type="radio"/>	<input type="radio"/>
You cannot add additional actions to the built-in Power Automate templates.	<input type="radio"/>	<input checked="" type="radio"/>
You can view the code that implements workflow actions and triggers without installing additional software.	<input checked="" type="radio"/>	<input type="radio"/>

**Section: Demonstrate the business value of Microsoft Flow**  
**Explanation**

**Explanation/Reference:**

Reference: <https://docs.microsoft.com/en-us/power-automate/getting-started> <https://docs.microsoft.com/en-us/power-automate/multi-step-logic-flow>

**QUESTION 86**  
**HOTSPOT**

For which scenarios can you use Power Automate?

For each of the following statements, select Yes if the statement is true. Otherwise, select No.

**NOTE:** Each correct selection is worth one point.

**Hot Area:**

## Answer Area

Statement	Yes	No
Notify team members when a response is recorded in a form in Microsoft Forms.	<input type="radio"/>	<input type="radio"/>
When email is received, save email attachments to OneDrive for Business.	<input type="radio"/>	<input type="radio"/>
Receive notifications when negative comments about the company are posted on Twitter.	<input type="radio"/>	<input type="radio"/>



Correct Answer:

### Answer Area

Statement	Yes	No
Notify team members when a response is recorded in a form in Microsoft Forms.	<input checked="" type="radio"/>	<input type="radio"/>
When email is received, save email attachments to OneDrive for Business.	<input checked="" type="radio"/>	<input type="radio"/>
Receive notifications when negative comments about the company are posted on Twitter.	<input checked="" type="radio"/>	<input type="radio"/>

**Section: Demonstrate the business value of Microsoft Flow**  
**Explanation**

**Explanation/Reference:**

Reference: <https://flow.microsoft.com/en-us/galleries/public/templates/b923bbd04bda11e78896d10a96d3fac3/notify-the-team-when-a-new-response-is-submitted/> <https://flow.microsoft.com/en-us/galleries/public/templates/65ceb79430ef4956a0855fbe09249cdf/save-office-365-email-attachments-to-onedrive-for-business/> <https://flow.microsoft.com/en-us/blog/get-notified-of-negative-posts/>

#### QUESTION 87

DRAG DROP

A project deadline is approaching. The project manager reports that there are still a number of critical tasks that are not complete.

You need to implement Power Automate to help streamline processes.

Which types of flows should you use? To answer, drag the appropriate flow types to the correct requirement. Each flow type may be used once, more than once, or not at all. You may need to drag the split bar between panes or scroll to view content.

**NOTE:** Each correct selection is worth one point.

**Select and Place:**



Flow types	Requirement	Flow type
automated	Ensure that all of the steps for completing tasks are consistently followed by all team members.	
instant	Allow users to send an email to the project lead whenever a task is completed.	
scheduled	Automatically send a list of completed tasks at the end of each week.	
business process		

Correct Answer:

Flow types	Requirement	Flow type
	Ensure that all of the steps for completing tasks are consistently followed by all team members.	business process
instant	Allow users to send an email to the project lead whenever a task is completed.	automated
	Automatically send a list of completed tasks at the end of each week.	scheduled

**Section: Demonstrate the business value of Microsoft Flow**  
**Explanation**

**Explanation/Reference:**

Reference: <https://docs.microsoft.com/en-us/power-automate/business-process-flows-overview> <https://docs.microsoft.com/en-us/power-automate/get-started-logic-flow>  
<https://docs.microsoft.com/en-us/power-automate/run-scheduled-tasks>

#### QUESTION 88

DRAG DROP

A company provides on-site architectural consulting services to residential and business customers. The company wants to implement a simple alert system where a consultant can press a button on their mobile device to send the user's location to the company as a text notification.

You need to build a button flow that sends the notification.

In which order should you perform the actions? To answer, move all actions from the list of actions to the answer area and arrange them in the correct order.

Select and Place:

### Actions

Add a new step to the flow.

Add a trigger.

Select a connector and action to send text notifications.

Set the actions properties.

Save the flow.

### Answer Area

Correct Answer:

### Actions


### Answer Area

Add a new step to the flow.

Select a connector and action to send text notifications.

Set the actions properties.

Add a trigger.

Save the flow.

Section: Demonstrate the business value of Microsoft Flow

Explanation

Explanation/Reference:

Reference: <https://docs.microsoft.com/en-us/power-automate/button-flow-with-user-input-tokens#main>

**QUESTION 89****HOTSPOT**

A company is using Power Automation to automate business processes.

You need to recommend triggers for Instant flows.

What trigger types should you recommend? To answer, select the appropriate options in the answer area.

**NOTE:** Each correct selection is worth one point.

**Hot Area:**

**Answer Area**

Requirement	Trigger type
Run a flow when the user presses a button in a canvas app.	<div><div></div><div>PowerApps for a selected row manually trigger a flow for a selected file (OneDrive for a Business)</div></div>
Run a flow when user presses a button in the mobile Flow app.	<div><div></div><div>PowerApps for a selected row manually trigger a flow for a selected file (SharePoint)</div></div>

**Correct Answer:**

## Answer Area

Requirement	Trigger type
Run a flow when the user presses a button in a canvas app.	<div>▼</div> <div>PowerApps</div> <div>for a selected row</div> <div>manually trigger a flow</div> <div>for a selected file (OneDrive for a Business)</div>
Run a flow when user presses a button in the mobile Flow app.	<div>▼</div> <div>PowerApps</div> <div>for a selected row</div> <div>manually trigger a flow</div> <div>for a selected file (SharePoint)</div>

**Section: Demonstrate the business value of Microsoft Flow**  
**Explanation**

**Explanation/Reference:**

Reference: <https://docs.microsoft.com/en-us/powerapps/maker/canvas-apps/using-logic-flows> <https://www.o365dude.com/2017/07/15/flow-buttons-the-hidden-gem-of-microsoft-flow/>