

Microsoft.PL-900.vOct-2023.by.Dian.101q

Number: PL-900
Passing Score: 800
Time Limit: 120
File Version: 12.0

Exam Code: PL-900
Exam Name: Microsoft Power Platform Fundamentals

Exam A

QUESTION 1

You are a sales representative. You create a Power BI report to visualize data from a Microsoft Excel workbook.

Users need to be able to view and share the report.

Which two actions should you perform? Each correct answer presents part of the solution.

NOTE: Each correct selection is worth one point.

- A. Pin the report to a dashboard.
- B. Export the data.
- C. Publish the dashboard.
- D. Share the dashboard.

Correct Answer: A, D

Section:

Explanation:

Reference:

<https://docs.microsoft.com/en-us/power-bi/create-reports/service-dashboard-pin-live-tile-from-report>

<https://docs.microsoft.com/en-us/power-bi/collaborate-share/service-share-dashboards#limitations-and-considerations>

QUESTION 2

Customer-facing applications must comply with Global Data Protection Regulations (GDPR) regulations.. You need to recommend actions to help ensure GDPR compliance.

Which two features should the company use? Each correct answer presents part of the solution.

NOTE: Each correct selection is worth one point.

- A. Force a user to update security questions after a specific amount of time.
- B. Prompt a user for consent to use their personal data and record the date consented.
- C. Block users who are identified as minors.
- D. Automatically deactivate a user who has not used the portal in six months.

Correct Answer: B, C

Section:

Explanation:

Reference:

https://en.wikipedia.org/wiki/General_Data_Protection_Regulation

QUESTION 3

You have a Microsoft Excel workbook that contains a list of tasks for a project. You store the file in OneDrive for Business.

You need to create a canvas app that allows team members to update the status of their tasks.

What should you use?

- A. the Generate an app from data feature
- B. a custom action in Common Data Service

- C. Power Apps Checker
- D. the Open entity data in Excel feature

Correct Answer: A

Section:

Explanation:

Reference:

<https://docs.microsoft.com/en-us/powerapps/maker/canvas-apps/add-data-connection>

QUESTION 4

A company has a Power Apps app that is used by most employees. The company is expanding to other countries/regions.

You need to recommend a solution to translate text generated within the Power Apps app in near real-time.

What should you recommend?

- A. Microsoft Azure Synapse Analytics
- B. Microsoft Azure Cognitive Services
- C. Common Data Service connector
- D. Power BI

Correct Answer: A, C

Section:

Explanation:

Reference:

https://docs.microsoft.com/en-gb/azure/cognitive-services/welcome?ocid=AID2339762_TWITTER_oo_spl100000827964250

<https://powerapps.microsoft.com/en-us/blog/cognitive-services-with-powerapps-using-custom-connectors/>

QUESTION 5

A company plans to create a canvas app that connects to three databases with different proprietary database formats.

What is the minimum number of connectors required?

- A. 0
- B. 1
- C. 2
- D. 3

Correct Answer: B

Section:

Explanation:

Reference:

<https://docs.microsoft.com/en-us/powerapps/maker/canvas-apps/working-with-data-sources>

QUESTION 6

You plan to use Power Automate to perform data-management tasks when users interact with data in the common data model. Which three types of events can generate a trigger for the tasks? Each correct answer presents a complete solution.

NOTE: Each correct selection is worth one point.

- A. when a record is displayed in a view
- B. when a record is deleted
- C. when a record is created
- D. when a record is updated
- E. when a record is read

Correct Answer: B, C, D

Section:

Explanation:

Triggers like When a record is created, When a record is updated, and When a record is deleted initiate your flow within a few minutes of the event occurring. In rare cases, your flow can take up to 2 hours to trigger.

Reference:

<https://docs.microsoft.com/en-us/power-automate/connection-dynamics365>

QUESTION 7

You overwrite a Power Automate flow by editing the definition and saving the changes.

You need to be able to revert a flow to the current state.

Which two options can you use? Each correct answer presents a complete solution.

NOTE: Each correct selection is worth one point.

- A. Export
- B. Rename
- C. Save As
- D. Share

Correct Answer: A, C

Section:

Explanation:

A: You can export a flow as a package and import it into a different environment, or use it to restore the in the same environment at a later point in time.

C: The ability to make a copy of your flow is often useful when you want to create a flow similar to something you've already created. Or, if you want to maintain a draft of your working flow as you work on adding more functionality.

Here's how:

Go to your My flows page. Click on the More (...) menu item next to the flow that you want to create a copy of. Click on the Save As command.

Reference:

<https://flow.microsoft.com/en-us/blog/import-export-bap-packages/>

<https://flow.microsoft.com/en-us/blog/make-a-copy/>

QUESTION 8

A company uses Power Automate.

Which three items can trigger flows? Each correct answer presents a complete solution.

NOTE: Each correct selection is worth one point.

- A. Lifecycle Services
- B. Microsoft 365 Admin center
- C. Common Data Service
- D. Microsoft Outlook 365

www.VCEplus.io

E. Microsoft Windows Desktop

Correct Answer: A, C, D

Section:

Explanation:

Reference:

<https://docs.microsoft.com/en-us/power-automate/email-triggers>

<https://docs.microsoft.com/en-us/power-automate/connection-cds>

<https://dynamics365.wordpress.com/category/powerapps/>

QUESTION 9

A company uses a manual process to manage escalations for customer support calls.

You must use Power Automate to automate the process for routing escalated calls.

You need to create the flow.

Which type of connector should you use?

A. Microsoft Excel

B. Common Data Service

C. Office 365 Users

Correct Answer: B

Section:

QUESTION 10

You are a district manager for a large retail organization. You train each store manager to use Power BI to track sales and daily sales targets. A store manager remembers learning about the Analyze in Excel option but cannot find the option in their Power BI dashboard.

You need to help the user resolve the issue.

How should you advise the user?

A. Install the Power BI Desktop app.

B. Select the Spotlight button on the dashboard tile.

C. Subscribe to the dashboard and follow the email link.

D. Navigate to the report used by the dashboard.

Correct Answer: D

Section:

Explanation:

Reference:

<https://docs.microsoft.com/en-us/power-bi/collaborate-share/service-analyze-in-excel>

QUESTION 11

You create a Power BI dashboard that displays Common Data Model data.

You need to share the Power BI dashboard with coworkers and allow the coworkers to collaborate.

What are two possible ways to achieve the goal? Each correct answer presents a complete solution.

NOTE: Each correct selection is worth one point.

A. Create a Power BI workspace and grant coworkers permissions.

- B. Publish the dashboard as an app to your coworkers.
- C. Export the data to Microsoft Excel. Make required changes and then re-import the data.
- D. Create a Power Automate flow to export the data into a SQL Server database.

Correct Answer: A, B

Section:

Explanation:

Reference:

<https://docs.microsoft.com/en-us/power-bi/collaborate-share/service-create-the-new-workspaces>

QUESTION 12

You are using Dynamics 365 Sales.

You need to create a Power BI report that includes customer office locations. The City and State columns must be combined to form one column on the report.

What should you do?

- A. Use Power Query Editor to merge columns.
- B. Import the data.
- C. Export data to Microsoft Excel.
- D. Create a view.

Correct Answer: A

Section:

Explanation:

Reference:

<https://support.microsoft.com/en-us/office/merge-columns-power-query-80ec9e1e-1eb6-4048-b500-d5d42d9f0a8d>

QUESTION 13

You create a Power App portal.

When a user signs into the portal the following error displays: User not found

You confirm that the user's sign in information is correct.

You need to determine the cause of the error.

What should you do?

- A. Disable custom error messages.
- B. Create a custom error message.
- C. Enable diagnostic tools in Lifecycle Services.
- D. Enable Maintenance mode.

Correct Answer: C

Section:

Explanation:

Reference:

<https://docs.microsoft.com/en-us/dynamics365/fin-ops-core/dev-itpro/lifecycle-services/monitoring-diagnostics>

<https://docs.microsoft.com/en-us/dynamics365/fin-ops-core/dev-itpro/lifecycle-services/user-logins>

QUESTION 14

You have a Power Automate flow that saves attachments from emails into OneDrive for Business.
You need to determine why the flow is not working.
What are three possible ways to achieve the goal? Each correct answer presents a complete solution.
NOTE: Each correct selection is worth one point.

- A. Navigate to the Power Automate admin center and view the projects.
- B. Navigate to the Action Items section of the Power Automate portal.
- C. Enable Repair Tips for the flow.
- D. Navigate to the flow and view the run history.
- E. Navigate to the Power Automate web portal and click view notifications.

Correct Answer: B, C, D

Section:

Explanation:

Reference:

<https://docs.microsoft.com/en-us/power-automate/fix-flow-failures>

QUESTION 15

You are building a Power Automate flow to manage sales.
The sales team saves quotes as PDF files to a Microsoft OneDrive folder. You create a Microsoft SharePoint list to help the sales team manage follow ups to quotes.
You need to copy the customer name, phone number, and the amount of the potential sale from the sales quote and insert the data into the SharePoint list.
Which AI Builder model should you use?

- A. key phrase extraction
- B. sentiment analysis
- C. text recognition
- D. language detection

Correct Answer: C

Section:

Explanation:

Reference:

<https://docs.microsoft.com/en-us/ai-builder/prebuilt-text-recognition>

QUESTION 16

A company wants users to start using Power Automate to improve personal productivity.
You need to create a flow.
Which two elements must you include? Each correct answer presents part of the solution.
NOTE: Each correct selection is worth one point.

- A. expression
- B. condition
- C. action
- D. trigger

Correct Answer: C, D

www.VCEplus.io

Section:**Explanation:**

Reference:

<https://docs.microsoft.com/en-us/power-automate/get-started-logic-flow>

QUESTION 17

A company is building apps to support their business operations. The apps will use connectors to access data from several data sources and respond to a number of events generated by components.

Which two operations can you use for connectors? Each correct answer presents part of the solution.

NOTE: Each correct selection is worth one point.

- A. Actions
- B. Plug-ins
- C. Gateways
- D. Triggers

Correct Answer: A, C

Section:**Explanation:**

Reference:

<https://docs.microsoft.com/en-us/powerapps/maker/canvas-apps/connections-list>

QUESTION 18

You are a sales manager for a large retail organization.

You are creating a Power Apps app that will display customer product purchase information from your old point-of-sale (POS) system and need to link those sales to the customer accounts and product sales in Dynamics 365 Commerce.

You need to use the appropriate component.

What should you use?

- A. Microsoft Dataverse
- B. business process flow
- C. entity metadata
- D. business rule

Correct Answer: A

Section:**QUESTION 19**

A company uses Power Apps canvas apps.

When a user opens Power Apps Studio in a browser and selects Apps I can edit, they do not see an app that they need to modify.

You need to determine why the user cannot see the app.

What are three possible reasons? Each correct answer presents a complete solution.

NOTE: Each correct selection is worth one point.

- A. The user selected an incorrect Power Apps environment.
- B. The user has not been granted the System Customizer role.
- C. The user has not been set as the app co-owner.

- D. The app has not been shared with the user.
- E. The environment does not have a Common Data Service database.

Correct Answer: A, C, D

Section:

Explanation:

Reference:

<https://docs.microsoft.com/en-us/powerapps/maker/canvas-apps/edit-app>

QUESTION 20

A company is using Power Automate to automate business processes.

You need to run a flow when a user presses a button in an app.

Which trigger type should you recommend?

- A. Power Apps
- B. for a selected row
- C. manually trigger a flow

Correct Answer: A

Section:

Explanation:

Reference:

<https://docs.microsoft.com/en-us/powerapps/maker/canvas-apps/using-logic-flows>

QUESTION 21

www.VCEplus.io

You are planning to allow members of your team to test your chatbot. You must ensure this is done in a secure way.

www.VCEplus.io

A team member named User1 must test the chatbot.

www.VCEplus.io

You need to ensure that User1 can complete testing.

www.VCEplus.io

What should you do?

- A. Sign in to the authoring environment as the chatbot author.
- B. Sign in to Microsoft Azure DevOps as the chatbot author.
- C. Sign in to Microsoft Azure DevOps as User1.
- D. Sign in to the authoring environment as User1.

Correct Answer: A

Section:

QUESTION 22

You create a canvas app that allows contractors to submit time they work against a project.

Contractors must be able to use the canvas app to enter time. Contractors must not be able to perform any other actions in the app.

You need to configure permissions for the contractors.

Which type of permissions should you use?

- A. application-level
- B. task-level
- C. record-level
- D. field-level

Correct Answer: D

Section:

Explanation:

Field-level security feature to allow more granular control of security at the field level.

Incorrect Answers:

C: Record-level privileges that determine the level of access a user has to a specific record or record type.

Reference:

<https://docs.microsoft.com/en-us/power-platform/admin/security-roles-privileges>

<https://docs.microsoft.com/en-us/power-platform/admin/wp-security-cds>

QUESTION 23

You are creating a Power Automate flow.

The flow must read each item in a Microsoft SharePoint list that details sales opportunities and set the value for a field named Status to Overdue if the value of a field named Follow up is less than or equal to the current date.

You need to select the appropriate component to cycle through the entire list.

Which component should you use?

- A. Condition
- B. Connector
- C. Action
- D. Trigger

Correct Answer: A

Section:

Explanation:

Reference:

<https://docs.microsoft.com/en-us/power-automate/use-expressions-in-conditions>

QUESTION 24

You create a Power Virtual Agents chatbot.

You need to share the bot with other team members so that they can try out the bot before you share the bot with customers. What should you use?

- A. demo website
- B. live production website
- C. test chat feature

Correct Answer: C

Section:

Explanation:

Reference:

<https://docs.microsoft.com/en-us/power-virtual-agents/authoring-test-bot>

QUESTION 25

A company is using Power BI.

The company wants to see which data connectors are available for building dashboards.

You need to evaluate the available connectors.

What should you use to see all the available connectors?

- A. Power BI Workspace
- B. Common Data Service
- C. Power BI Dataflows
- D. Power Platform admin center
- E. Power BI Desktop

Correct Answer: E

Section:

Explanation:

Reference:

<https://docs.microsoft.com/en-us/powerapps/maker/data-platform/data-platform-powerbi-connector>

QUESTION 26

You create a Power Virtual Agents chatbot for a company. The chatbot will use common channels and services by which the company communicates with customers.

You need to determine which services the chatbot can be used with or added to.

Which two services can the chatbot be used with? Each correct answer presents a complete solution.

NOTE: Each correct selection is worth one point.

- A. Facebook
- B. Power BI
- C. Microsoft Azure Event Grid
- D. Microsoft Azure Service Bus
- E. Microsoft Azure Bot Framework

www.VCEplus.io

Correct Answer: A, E

Section:

Explanation:

Reference:

<https://docs.microsoft.com/en-us/power-virtual-agents/publication-fundamentals-publish-channels>

QUESTION 27

You create a Power Virtual Agents chatbot for a company.

The management wants to learn about the effectiveness of the chatbot.

You need to identify the percentage of customers who stop responding to prompts from the chatbot.

Which report should you view?

- A. Customer satisfaction
- B. Engagement over time
- C. Escalation rate drivers
- D. Session outcomes over time

Correct Answer: B

Section:

Explanation:

Reference:

<https://docs.microsoft.com/en-us/power-virtual-agents/teams/analytics-csat-teams>

QUESTION 28

A company uses Power Platform.

You must ensure that users cannot share customer data with other users. You must also ensure that users cannot connect to data sources unless you grant the user explicit permissions to access a data source.

You need to recommend solutions to meet the company's security requirements.

Which two types of policies should you recommend? Each correct answer presents part of the solution.

NOTE: Each correct selection is worth one point.

- A. Office cloud policies
- B. Group Policy Objects
- C. environment-level policies
- D. tenant-level policies
- E. preset security policies

Correct Answer: C, D

Section:

Explanation:

Reference:

<https://docs.microsoft.com/en-us/power-platform/admin/wp-data-loss-prevention>

<https://docs.microsoft.com/en-us/power-platform/admin/create-dlp-policy>

QUESTION 29

You are creating visuals in Power BI.

You create area charts, pie charts, and donut charts that use your company's data.

You need to display the charts to others at the company.

Which two objects can you add the charts to? Each correct answer presents a complete solution.

NOTE: Each correct selection is worth one point.

- A. Power BI service
- B. Power BI reports
- C. Power BI desktop
- D. Power BI dashboards

Correct Answer: B, D

Section:

Explanation:

Reference:

<https://docs.microsoft.com/en-us/power-bi/visuals/power-bi-visualization-types-for-reports-and-q-and-a>

QUESTION 30

A company is building an interactive chatbot to answer questions about product and product warranties.

You need to create conversation paths for questions about product warranties.

Which tool should you use?

- A. Authoring canvas
- B. Azure Bot Framework
- C. Power Platform admin center
- D. Power Virtual Agents portal
- E. Conversation node

Correct Answer: D

Section:

Explanation:

Reference:

<https://docs.microsoft.com/en-us/power-virtual-agents/authoring-create-edit-topics>

QUESTION 31

You are building a Power Virtual Agents chatbot for a company.

You are working with an existing topic and would like to call an action.

Which technology is available to perform the action?

- A. Power Virtual Agent Entity
- B. Power BI
- C. Power Apps
- D. Power Automate

Correct Answer: D

Section:

Explanation:

Reference:

<https://docs.microsoft.com/en-us/power-virtual-agents/advanced-flow>

www.VCEplus.io

QUESTION 32

A company uses a model-driven app for their mobile sales activities.

The company wants to modify the view that is used for sales orders. You must apply a new default filter to the view. You must also modify the default sorting for sales orders. You need to make the changes to the view.

In which three locations can you make the changes? Each correct answer presents a complete solution. NOTE: Each correct selection is worth one point.

- A. Power Apps site
- B. Solution Explorer
- C. Microsoft Azure DevOps
- D. App Designer

Correct Answer: A, C, D

Section:

Explanation:

You can edit or remove a filter condition through the Power Apps site.

You can create and edit Analytics views in Azure DevOps.

An alternative to editing views in the tables is to edit views from the app designer.

Reference:

<https://docs.microsoft.com/en-us/powerapps/maker/model-driven-apps/create-edit-view-filters>

<https://docs.microsoft.com/en-us/azure/devops/report/powerbi/analytics-views-create>

<https://docs.microsoft.com/en-us/powerapps/maker/model-drivenapps/create-edit-views-app-designer>

QUESTION 33

A company is creating a chatbot to replace a frequently asked questions (FAQ) site.

You must perform step-by-step testing for all scenarios that are part of a complex user interaction that includes multiple topics. Testers must be able to see the workflow while interacting with the chatbot. You need to test the chatbot.

What should you do?

- A. View analytics for a chatbot conversation.
- B. Publish the chatbot and test it in any channel.
- C. Publish the chatbot and test it in the demo website.
- D. Use the chatbot designer to test the chatbot.

Correct Answer: C

Section:

Explanation:

When publishing the bot to the web, you can publish to a prebuilt demo website (which you can use to share the bot with your teammates and stakeholders) and to your own live website. Note: You should use the demo website only to try out the bot and share it with your teammates or other stakeholders who want to try out the bot. It's not intended for production uses, for example, you shouldn't use it directly with customers.

Reference:

<https://docs.microsoft.com/en-us/power-virtual-agents/publication-connect-bot-to-web-channels>

QUESTION 34

A company is creating a canvas app to track and analyze customer visits to their retail stores. Data about customer visits is stored on-premises at each retail store location. The app must display data about customer visits when users launch the app.

You need to ensure that the data is available for consumption by the app.

Which tool should you use?

- A. Connector
- B. Microsoft Dataverse
- C. Data source
- D. Power Automate
- E. Data gateway

Correct Answer: A

Section:

QUESTION 35

A company using Power Platform is implementing Power BI. The company plans to connect to several data sources and create reports and dashboards. You need to identify the data sources they can connect to. Which two data sources should you use? Each correct answer presents a complete solution.

NOTE: Each correct selection is worth one point.

- A. Microsoft Excel
- B. Microsoft Dataverse
- C. Microsoft OneNote
- D. Microsoft Word

Correct Answer: A, B

Section:

QUESTION 36

A Power Apps developer has sufficient permissions to create apps, connections, and flows.

The developer does not have permissions needed to access company data.

You need to grant the developer access to company data for an app.

Which predefined security role should you assign to the developer?

- A. Environment Maker
- B. System Customizer
- C. Common Data Service User
- D. Delegate

Correct Answer: D

Section:

Explanation:

The Delegate security role allows code to impersonate, or run as another user. This is typically used with another security role to allow access to records.

Reference:

<https://docs.microsoft.com/en-us/power-platform/admin/database-security#predefined-security-roles>

QUESTION 37

You create a model-driven app for a department.

You need to make the model-driven app available to other department members. Which two methods should you use? Each correct answer presents a complete solution. NOTE: Each correct selection is worth one point.

- A. Publish the app to AppSource.
- B. Send the application's Web URL to other team members by email.
- C. Deploy the application to other user's instances through PowerShell.
- D. Use the Share feature in the Power Apps designer.

Correct Answer: A, D

Section:

QUESTION 38

A Power Apps developer has sufficient permissions to create apps, connections, and flows. The developer does not have permissions needed to access company data. You need to grant the developer access to company data for an app. Which predefined security role should you assign to the developer?

- A. Basic User
- B. System Customizer
- C. Environment Maker
- D. Delegate

Correct Answer: D

Section:

QUESTION 39

You create a multi-page Power BI report for an organization.

You must enable salespeople in the organization to use the report to view data relevant to their sales region only. You need to enable security for the report. What should you use?

- A. Microsoft Trust Center
- B. row-level security
- C. data loss prevention policies
- D. sensitivity labels
- E. Microsoft Azure Active Directory

Correct Answer: B

Section:

QUESTION 40

You are using Power Virtual Agents to create a chatbot for your Power Apps portal.

You need the chatbot to start from the beginning of the conversation if user input is unrecognized. What should you configure?

- A. Trigger
- B. Error message
- C. Fallback topic
- D. At features

Correct Answer: D

Section:

QUESTION 41

A company has an online store to sell toys. The volume of order tracking requests has increased.

You need to allow customers to use an interactive interface on the website to request order tracking Information. Which technology should you use?

- A. Customer Service Insights
- B. Power BI
- C. Power Virtual Agents chatbots
- D. Power Automate flows

Correct Answer: A

Section:

QUESTION 42

You develop a Power Virtual Agents chatbot in a Microsoft Teams channel named Expenses.

You need to identify the operations the chatbot can perform.

Which two actions can the chatbot perform? Each correct answer presents a complete solution.

NOTE: Each correct selection is worth one point.

- A. Transfer a chat to a live person if the chatbot cannot answer the question.
- B. Staff who are not members of the Expenses team can use the chatbot.
- C. Trigger a request for approval from a senior manager for high-value expenses.
- D. Upload and process a PDF file.

Correct Answer: A, C

Section:

QUESTION 43

A business uses a form to collect information. You create a business process flow for the form. The top of the form must display where the user is in the process. You need to identify what to configure at the top of the form. What should you identify?

- A. Step
- B. Stage
- C. Branch
- D. Workflow

Correct Answer: B

Section:

QUESTION 44

HOTSPOT

A company is using Power Automate to automate business processes.

You need to recommend triggers for Instant flows.

What trigger types should you recommend? To answer, select the appropriate options in the answer area.

NOTE: Each correct selection is worth one point.

Hot Area:

Answer Area

Requirement	Trigger type
Run a flow when the user presses a button in a canvas app.	<div>▼</div> <div>PowerApps</div> <div>for a selected row</div> <div>manually trigger a flow</div> <div>for a selected file (OneDrive for a Business)</div>
Run a flow when user presses a button in the mobile Flow app.	<div>▼</div> <div>PowerApps</div> <div>for a selected row</div> <div>manually trigger a flow</div> <div>for a selected file (SharePoint)</div>

Answer Area:

Answer Area

Requirement	Trigger type
Run a flow when the user presses a button in a canvas app.	<div>▼</div> <div>PowerApps</div> <div>for a selected row</div> <div>manually trigger a flow</div> <div>for a selected file (OneDrive for a Business)</div>
Run a flow when user presses a button in the mobile Flow app.	<div>▼</div> <div>PowerApps</div> <div>for a selected row</div> <div>manually trigger a flow</div> <div>for a selected file (SharePoint)</div>

Section:

Explanation:

Reference:

<https://docs.microsoft.com/en-us/powerapps/maker/canvas-apps/using-logic-flows>

<https://www.o365dude.com/2017/07/15/flow-buttons-the-hidden-gem-of-microsoft-flow/>

QUESTION 45

HOTSPOT

You create reports within Power BI to report on the status of a project. A manager asks you to share the reports with other team members. You decide to create a published app and set permissions to allow other

team members to view the reports.

For each of the following statements, select Yes if the statement is true. Otherwise, select No.

NOTE: Each correct selection is worth one point.

Hot Area:

Answer Area

Statement	Yes	No
The Power BI published app is stored within the Team site so that others can install it.	<input type="radio"/>	<input type="radio"/>
One of the other project managers installs and modifies a dashboard within the Power BI published app. The changes are automatically made into the original published app.	<input type="radio"/>	<input type="radio"/>

Answer Area:

Answer Area

Statement	Yes	No
The Power BI published app is stored within the Team site so that others can install it.	<input checked="" type="radio"/>	<input type="radio"/>
One of the other project managers installs and modifies a dashboard within the Power BI published app. The changes are automatically made into the original published app.	<input type="radio"/>	<input checked="" type="radio"/>

Section:

Explanation:

Reference:

<https://docs.microsoft.com/en-us/power-bi/collaborate-share/service-create-distribute-apps>

QUESTION 46

HOTSPOT

You create a canvas app by using the Generate from data feature. The app connects to a Microsoft SharePoint list.

For each of the following statements, select Yes if the statement is true. Otherwise, select No.

NOTE: Each correct selection is worth one point.

Hot Area:

Answer Area

Statement	Yes	No
A screen is generated that contains a browsable list of SharePoint list items.	<input type="radio"/>	<input type="radio"/>
A screen is generated that allows users to update SharePoint list items.	<input type="radio"/>	<input type="radio"/>

Answer Area:

Answer Area

Statement	Yes	No
A screen is generated that contains a browsable list of SharePoint list items.	<input checked="" type="radio"/>	<input type="radio"/>
A screen is generated that allows users to update SharePoint list items.	<input checked="" type="radio"/>	<input type="radio"/>

Section:

Explanation:

Reference:

<https://docs.microsoft.com/en-us/powerapps/maker/canvas-apps/app-from-sharepoint>

QUESTION 47

HOTSPOT

A software company plans to use Power Automate.

For each of the following statements, select Yes if the statement is true. Otherwise, select No.

NOTE: Each correct selection is worth one point.

Hot Area:

Answer Area

Statement	Yes	No
You must certify custom connectors before users in other departments within your organization can use the connectors.	<input type="radio"/>	<input type="radio"/>
You must use Microsoft Azure API apps to create a public custom connector.	<input type="radio"/>	<input type="radio"/>

Answer Area:

Answer Area

Statement	Yes	No
You must certify custom connectors before users in other departments within your organization can use the connectors.	<input type="radio"/>	<input checked="" type="radio"/>
You must use Microsoft Azure API apps to create a public custom connector.	<input checked="" type="radio"/>	<input type="radio"/>

Section:

Explanation:

Reference:

<https://docs.microsoft.com/en-us/connectors/custom-connectors/share>

QUESTION 48

HOTSPOT

A company publishes e-books for independent authors.

The company wants to implement a Power Apps portal solution to make announcements about upcoming books to the general public.

You need to recommend features for the company.

Which features should you use? To answer, select the appropriate options in the answer area.

NOTE: Each correct selection is worth one point.

Hot Area:

Answer Area

Requirement

Ensure that book authors can securely access their data.

Ensure consistent page design across the website.

Ensure that the public can access announcements about upcoming books.

Action

	▼
Authenticate external users.	
Access data in Common Data Service.	
Browse content anonymously.	
Customize layouts.	

	▼
Authenticate external users.	
Access data in Common Data Service.	
Use page templates.	
Browse content anonymously.	

	▼
Authenticate external users.	
Use page templates.	
Browse content anonymously.	

Answer Area:

Answer Area

Requirement

Ensure that book authors can securely access their data.

Ensure consistent page design across the website.

Ensure that the public can access announcements about upcoming books.

Action

	▼
Authenticate external users.	
Access data in Common Data Service.	
Browse content anonymously.	
Customize layouts.	

	▼
Authenticate external users.	
Access data in Common Data Service.	
Use page templates.	
Browse content anonymously.	

	▼
Authenticate external users.	
Use page templates.	
Browse content anonymously.	

www.VCEplus.io

Section:

Explanation:

Reference:

<https://www.onactuate.com/upgrades/what-is-the-new-powerapps-portal/>

<https://docs.microsoft.com/en-us/powerapps/maker/portals/configure/page-templates>

QUESTION 49

HOTSPOT

A company plans to implement Power Apps.

For each of the following statements, select Yes if the statement is true. Otherwise, select No.

NOTE: Each correct selection is worth one point.

Hot Area:

Answer Area

Statement

Yes

No

Building Power Apps apps requires proficiency in JavaScript programming.

☐
☐

You must select one of the app templates to create an app.

☐
☐

Answer Area:

Answer Area

Statement

Yes

No

Building Power Apps apps requires proficiency in JavaScript programming.

☐
☒

You must select one of the app templates to create an app.

☐
☒

Section:

Explanation:

Reference:

<https://docs.microsoft.com/en-us/powerapps/maker/>

QUESTION 50

HOTSPOT

You are creating a Power Virtual Agents chatbot for a company.

Which component types should you use for each scenario? To answer, select the appropriate options in the answer area.
NOTE: Each correct selection is worth one point.

Hot Area:

Answer Area

Scenario

The chatbot needs to capture of the user id for authentication.

Component type

	▼
Topic	
Entity	
Action	

A customer asks a question that needs to be handed off to a live Customer Support representative.

	▼
Topic	
Entity	
Action	

Answer Area:

Answer Area

Scenario

The chatbot needs to capture of the user id for authentication.

Component type

	▼
Topic	
Entity	
Action	

A customer asks a question that needs to be handed off to a live Customer Support representative.

	▼
Topic	
Entity	
Action	

Section:

Explanation:

Reference:

<https://docs.microsoft.com/en-us/power-virtual-agents/fundamentals-what-is-power-virtual-agents>

<https://www.c-sharpcorner.com/article/get-started-with-bot-development-with-microsoft-power-virtual-agent-step-by-st/>

QUESTION 51

HOTSPOT

A company is evaluating ways to connect Power Platform apps to external services to perform complex activities.

For each of the following statements, select Yes if the statement is true. Otherwise, select No.
NOTE: Each correct selection is worth one point.

Hot Area:

Answer Area

Statements	Yes	No
You can create a canvas app that scans and parses documents using Azure Cognitive Services and then adds the appropriate information to Dynamics 365 Sales.	<input type="radio"/>	<input type="radio"/>
You can create a canvas app that uses Azure Cognitive Services to read incident records and identify tickets that need to be escalated based on sentiment score.	<input type="radio"/>	<input type="radio"/>

Answer Area:

Answer Area

Statements	Yes	No
You can create a canvas app that scans and parses documents using Azure Cognitive Services and then adds the appropriate information to Dynamics 365 Sales.	<input checked="" type="radio"/>	<input type="radio"/>
You can create a canvas app that uses Azure Cognitive Services to read incident records and identify tickets that need to be escalated based on sentiment score.	<input checked="" type="radio"/>	<input type="radio"/>

Section:

Explanation:

Reference:

<https://docs.microsoft.com/en-us/azure/cognitive-services/cognitive-services-and-machine-learning>

QUESTION 52

HOTSPOT

You are a retail director for a large clothing company. Each week you use the corporate YouTube channel to create a video that highlights new initiatives, and goals for retail operations.

You need to design a Power Apps app that streams the videos to internal users.

Which objects should you use? To answer, select the appropriate options in the answer area.

NOTE: Each correct selection is worth one point.

Hot Area:
Answer Area

Action	Option
Implement the Power Apps app.	<div><div></div><div>Canvas</div><div>Model-driven</div><div>Portal</div></div>
Use drag and drop to add a video to the app.	<div><div></div><div>View</div><div>Connector</div><div>Control</div></div>
Apply consistent company colors to the app.	<div><div></div><div>Unified Interface</div><div>Control</div><div>Theme</div><div>Template</div></div>

Answer Area:

Answer Area

Action	Option
Implement the Power Apps app.	<div><div></div><div>Canvas</div><div>Model-driven</div><div>Portal</div></div>
Use drag and drop to add a video to the app.	<div><div></div><div>View</div><div>Connector</div><div>Control</div></div>
Apply consistent company colors to the app.	<div><div></div><div>Unified Interface</div><div>Control</div><div>Theme</div><div>Template</div></div>

Section:

Explanation:

Reference:

<https://powerapps.microsoft.com/en-us/blog/microsoft-stream-videos-and-channels-in-canvas-apps/>

<https://docs.microsoft.com/en-us/powerapps/maker/model-driven-apps/create-themes-organization-branding> <https://docs.microsoft.com/en-us/powerapps/maker/canvas-apps/controls/control-stream-video>

QUESTION 53

HOTSPOT

You want to create a Power Apps app that allows you to define a custom Sitemap.

What should you do? To answer, select the appropriate options in the answer area.

Hot Area:

www.VCEplus.io

Answer Area

Navigate to the Power Apps portal and create

a canvas app.

a model-driven app.

a portal app.

an app by using a template.

Answer Area:
Answer Area

Navigate to the Power Apps portal and create

a canvas app.

a model-driven app.

a portal app.

an app by using a template.

Section:

Explanation:

Reference:

<https://docs.microsoft.com/en-us/powerapps/powerapps-overview>

QUESTION 54

HOTSPOT

You are building Power BI visualizations for a team.

For each of the following statements, select Yes if the statement is true. Otherwise, select No.

NOTE: Each correct selection is worth one point.

Hot Area:

www.VCEplus.io

Answer Area

Statements	Yes	No
Power BI can only retrieve data from up to two different sources for each dashboard.	<input type="radio"/>	<input type="radio"/>
Power BI visualizations can be used in canvas apps and model driven apps.	<input type="radio"/>	<input type="radio"/>
Power BI can display charts and list boxes on dashboards.	<input type="radio"/>	<input type="radio"/>

Answer Area:

Answer Area

Statements	Yes	No
Power BI can only retrieve data from up to two different sources for each dashboard.	<input checked="" type="radio"/>	<input type="radio"/>
Power BI visualizations can be used in canvas apps and model driven apps.	<input type="radio"/>	<input checked="" type="radio"/>
Power BI can display charts and list boxes on dashboards.	<input checked="" type="radio"/>	<input type="radio"/>

Section:

Explanation:

Reference:

<https://docs.microsoft.com/en-us/power-bi/visuals/power-bi-visualization-types-for-reports-and-q-and-a>

<https://docs.microsoft.com/en-us/power-bi/visuals/power-bi-visualization-slicers>

QUESTION 55

HOTSPOT

You are creating a model-driven app.

For each of the following statements, select Yes if the statement is true. Otherwise, select No.

NOTE: Each correct selection is worth one point.

Hot Area:

Answer Area

Statements	Yes	No
To add entities to an app, entities are dragged onto the app canvas from the components area.	<input type="radio"/>	<input type="radio"/>
View definition is created in the component area of the app designer.	<input type="radio"/>	<input type="radio"/>
You must save, validate, and publish your app for others to see the changes.	<input type="radio"/>	<input type="radio"/>

Answer Area:
Answer Area

Statements	Yes	No
To add entities to an app, entities are dragged onto the app canvas from the components area.	<input type="radio"/>	<input checked="" type="radio"/>
View definition is created in the component area of the app designer.	<input checked="" type="radio"/>	<input type="radio"/>
You must save, validate, and publish your app for others to see the changes.	<input checked="" type="radio"/>	<input type="radio"/>

Section:

Explanation:

Reference:

<https://docs.microsoft.com/en-us/powerapps/maker/model-driven-apps/build-first-model-driven-app>

<https://docs.microsoft.com/en-us/powerapps/maker/model-driven-apps/validate-app>

QUESTION 56

HOTSPOT

You are authoring a Power Virtual Agents chatbot for a company.

For each of the following statements, select Yes if the statement is true. Otherwise, select No.

NOTE: Each correct selection is worth one point.

Hot Area:

Answer Area

Statements	Yes	No
You must create a custom action to display a knowledge base article that answers a common support question.	<input type="radio"/>	<input type="radio"/>
You can use Power Automate to retrieve a customer's contact number in order to verify they are an authorized user and their support plan SLA.	<input type="radio"/>	<input type="radio"/>

Answer Area:

Answer Area

Statements	Yes	No
You must create a custom action to display a knowledge base article that answers a common support question.	<input type="radio"/>	<input checked="" type="radio"/>
You can use Power Automate to retrieve a customer's contact number in order to verify they are an authorized user and their support plan SLA.	<input checked="" type="radio"/>	<input type="radio"/>

Section:

Explanation:

Reference:

<https://docs.microsoft.com/en-us/azure/cognitive-services/qnamaker/tutorials/integrate-with-power-virtual-assistant-fallback-topic>

<https://docs.microsoft.com/en-us/power-virtual-agents/advanced-flow>

QUESTION 57

HOTSPOT

You are creating a Power Automate approval flow.

Instructions: For each of the following statements, select Yes if the statement is true. Otherwise, select No.

NOTE: Each correct selection is worth one point.

Hot Area:

Answer Area

Statements	Yes	No
The addition of an expense report to a Microsoft OneDrive folder can initiate an approval flow.	<input type="radio"/>	<input type="radio"/>
Approvals must follow a sequential order of approval.	<input type="radio"/>	<input type="radio"/>

Answer Area:

Answer Area

Statements	Yes	No
The addition of an expense report to a Microsoft OneDrive folder can initiate an approval flow.	<input checked="" type="radio"/>	<input type="radio"/>
Approvals must follow a sequential order of approval.	<input type="radio"/>	<input checked="" type="radio"/>

Section:

Explanation:

Box 1: Yes

Box 2: No

Parallel approvals, integrated approvals, and unanimous approvals are also allowed.

Reference:

<https://docs.microsoft.com/en-us/power-automate/modern-approvals>

<https://docs.microsoft.com/en-us/power-automate/create-approval-response-options>

QUESTION 58

HOTSPOT

You create a Power Virtual Agents chatbot for use with Microsoft Teams. You are testing the chatbot.

Testers report the following issues:

Changes that you make to the chatbot are not seen by testers.

When users enter the word refund the chatbot must ask the user the product for which they would like a refund. The chatbot does not ask the user for product information.

You need to determine what needs to be done to fix the issues.

What should you do? To answer, select the appropriate options in the answer area.

NOTE: Each correct selection is worth one point.

Hot Area:

Answer Area

Missing changes

Create a new chatbot.

Publish the chatbot.

Save the topic.

Share the chatbot.

Refund responses are not working as expected.

Change security.

Create a refund topic.

Create a refund chatbot.

Answer Area:

Answer Area

Missing changes

Create a new chatbot.

Publish the chatbot.

Save the topic.

Share the chatbot.

Refund responses are not working as expected.

Change security.

Create a refund topic.

Create a refund chatbot.

Section:

Explanation:

Reference:

<https://docs.microsoft.com/en-us/power-virtual-agents/publication-fundamentals-publish-channels>

QUESTION 59

HOTSPOT

You are planning to use the Business Card Reader and Sentiment Analysis prebuilt AI models to build solutions. For each of the following statements, select Yes if the statement is true. Otherwise, select No.

NOTE: Each correct selection is worth one point.

Hot Area:

Answer Area	
Statement	<div>YesNo</div>
The Business Card Reader model can be used with both Power Automate and Power Apps.	<div><div></div><div></div></div>
The Sentiment Analysis model can be used Power Automate only.	<div><div></div><div></div></div>

Answer Area:

Answer Area

Statement	Yes	No
The Business Card Reader model can be used with both Power Automate and Power Apps.	<input checked="" type="checkbox"/>	<input type="checkbox"/>
The Sentiment Analysis model can be used Power Automate only.	<input checked="" type="checkbox"/>	<input type="checkbox"/>

Section:**Explanation:**

Reference:

<https://docs.microsoft.com/en-us/ai-builder/business-card-reader-component-model-driven>

<https://docs.microsoft.com/en-us/ai-builder/flow-business-card-reader>

<https://docs.microsoft.com/en-us/ai-builder/flow-sentiment-analysis>

QUESTION 60**HOTSPOT**

For each of the following statements, select Yes if the statement is true. Otherwise, select No.

NOTE: Each correct selection is worth one point.

Hot Area:

www.VCEplus.io

Answer Area

Statement	Yes	No
Power Apps apps can run only mobile devices.	<input type="radio"/>	<input type="radio"/>
Power Apps can run only with Dynamic 365 products.	<input type="radio"/>	<input type="radio"/>
If a user runs a Power Apps app that accesses information to which the user does not have access, the app grants the user permissions.	<input type="radio"/>	<input type="radio"/>

Answer Area:

Answer Area

Statement	Yes	No
Power Apps apps can run only mobile devices.	<input type="radio"/>	<input checked="" type="radio"/>
Power Apps can run only with Dynamic 365 products.	<input type="radio"/>	<input checked="" type="radio"/>
If a user runs a Power Apps app that accesses information to which the user does not have access, the app grants the user permissions.	<input type="radio"/>	<input checked="" type="radio"/>

Section:

Explanation:

Box 1: No

You can run apps in a browser or on mobile devices.

Box 2: No

On-premises versions of Microsoft Office can also be used.

Box 3: No

You must ensure that the users you share the app with have the appropriate permissions.

Reference:

<https://docs.microsoft.com/en-us/powerapps/powerapps-overview>

<https://docs.microsoft.com/en-us/powerapps/maker/canvas-apps/share-app>

<https://docs.microsoft.com/en-us/power-platform/admin/online-requirements>

QUESTION 61

HOTSPOT

Your company wants to create a help desk system and implement Dynamics 365 Customer Service.

The company has the following requirements:

Provide an application to allow support team staff to chat live with a customer.

Automatically import data from a Microsoft Excel spreadsheet once a day.

Provide a chatbot that can assist customers who need support.

You need to determine which applications to use to meet the requirements.

Which applications should you use? To answer, select the appropriate options in the answer area.

NOTE: Each correct selection is worth one point.

Hot Area:

www.VCEplus.io

Requirement	Application
Automatically import data from a Microsoft Excel spreadsheet once a day.	<div style="border: 1px solid #ccc; padding: 2px;">▼</div> <div style="border: 1px solid #ccc; padding: 2px;">Custom Connector</div> <div style="border: 1px solid #ccc; padding: 2px;">Azure Data Lake</div> <div style="border: 1px solid #ccc; padding: 2px;">Power Automate</div> <div style="border: 1px solid #ccc; padding: 2px;">Power BI</div>
Provide a chatbot that can assist customers who need support.	<div style="border: 1px solid #ccc; padding: 2px;">▼</div> <div style="border: 1px solid #ccc; padding: 2px;">Power Virtual Agent</div> <div style="border: 1px solid #ccc; padding: 2px;">Power Automate</div>

Answer Area:

Answer Area

Requirement	Application
Automatically import data from a Microsoft Excel spreadsheet once a day.	<div>▼</div> <div>Custom Connector</div> <div>Azure Data Lake</div> <div>Power Automate</div> <div>Power BI</div>
Provide a chatbot that can assist customers who need support.	<div>▼</div> <div>Power Virtual Agent</div> <div>Power Automate</div>

Section:

Explanation:

Reference:

<https://docs.microsoft.com/en-us/power-virtual-agents/fundamentals-what-is-power-virtual-agents>

A 10-step Guide to Excel Automation using Power Automate Desktop | by Utkarsh Shahdeo | Medium

QUESTION 62

HOTSPOT

You are creating Power BI visualizations.

You need to display the visuals where a user can perform each function.

Which solution should you use? To answer, select the appropriate option in the answer area.

NOTE: Each correct selection is worth one point.

Hot Area:

www.VCEplus.io

Answer Area**Requirement****Solution**

Make decisions by analyzing high-level KPIs.

▼

Power BI service

Power BI Desktop

Power BI dashboards

Drill down into the details of a visual.

▼

Power BI reports

Power BI Desktop

Power BI dashboards

Answer Area:

www.VCEplus.io

Answer Area

Requirement	Solution
Make decisions by analyzing high-level KPIs.	<div>▼</div> <ul style="list-style-type: none"> Power BI service Power BI Desktop Power BI dashboards
Drill down into the details of a visual.	<div>▼</div> <ul style="list-style-type: none"> Power BI reports Power BI Desktop Power BI dashboards

Section:

Explanation:

Reference:

<https://docs.microsoft.com/en-us/power-bi/visuals/power-bi-visualization-kpi>

<https://docs.microsoft.com/en-us/power-bi/consumer/end-user-drill>

QUESTION 63

HOTSPOT

A company is using Power BI.

The company plans to analyze a large number of datasets. The company is concerned that this may negatively impact performance.

You need to identify and implement features to mitigate any performance issues.

Which features should you use? To answer, select the appropriate options in the answer area.

NOTE: Each correct selection is worth one point.

Hot Area:

www.VCEplus.io

Answer Area

Requirement

Improve performance by reducing table size.

Feature

- Aggregations
- Formulas
- Modeling view

Cache data locally on a user's device.

- Import
- Dual

Answer Area:

www.VCEplus.io

Answer Area

Requirement

Improve performance by reducing table size.

Feature

- Aggregations
- Formulas
- Modeling view

Cache data locally on a user's device.

- Import
- Dual

Section:

Explanation:

Reference:

<https://docs.microsoft.com/en-us/power-bi/transform-model/desktop-storage-mode>

QUESTION 64

HOTSPOT

A company plans to create a workflow that periodically runs a Dynamics 365 action based on data in third-party cloud-based solutions.

Which features should you use to create the workflow? To answer, select the appropriate options in the answer area.

NOTE: Each correct selection is worth one point.

Hot Area:

Answer Area

Action	Component
Ensure that Power Automate can interact with the third-party application.	<div><div></div><div>Triggers</div><div>Logic Apps</div><div>Connectors</div><div>Gateways</div></div>
Periodically check for data changes in the third-party application.	<div><div></div><div>Actions</div><div>Triggers</div><div>Connectors</div><div>DirectQuery</div></div>

Answer Area:

Answer Area

Action	Component
Ensure that Power Automate can interact with the third-party application.	<div> <div></div> <div>Triggers</div> <div>Logic Apps</div> <div>Connectors</div> <div>Gateways</div> </div>
Periodically check for data changes in the third-party application.	<div> <div></div> <div>Actions</div> <div>Triggers</div> <div>Connectors</div> <div>DirectQuery</div> </div>

Section:

Explanation:

QUESTION 65

HOTSPOT

You are creating a Power Virtual Agents chatbot to help users search for available meeting rooms within a building.

The chatbot must meet the following requirements:

Allow users to initiate the chatbot by typing the phrase Help me Meeting Guru.

Provide meeting room capacity options of 1-4 people and 5-10 people.

End the chatbot session if the user attempts to schedule a meeting room for more than 10 people.

You need to identify the actions to use.

Which actions should you use? To answer, select the appropriate options in the answer area.

NOTE: Each correct selection is worth one point.

Hot Area:

Answer Area

Requirement

Allow users to initiate the chatbot by typing the phrase **Help me Meeting Guru**.

Provide meeting room capacity options of 1-4 people and 5-10 people.

End the chatbot session when the user attempts to schedule meeting room for more than 10 people.

Action

- Call a fallback topic.
- Call an action.
- Create a question node.
- Create a trigger phrase.

- Call an action.
- Call a fallback topic.
- Create a condition.
- Create a question node.

- Add a condition.
- Call an action.
- Configure a fallback topic.
- Create a trigger phrase.

Answer Area:

Answer Area

Requirement	Action
Allow users to initiate the chatbot by typing the phrase Help me Meeting Guru .	<div> <div></div> <div> Call a fallback topic. Call an action. Create a question node. Create a trigger phrase. </div> </div>
Provide meeting room capacity options of 1-4 people and 5-10 people.	<div> <div></div> <div> Call an action. Call a fallback topic. Create a condition. Create a question node. </div> </div>
End the chatbot session when the user attempts to schedule meeting room for more than 10 people.	<div> <div></div> <div> Add a condition. Call an action. Configure a fallback topic. Create a trigger phrase. </div> </div>

Section:

Explanation:

Reference:

<https://docs.microsoft.com/en-us/power-virtual-agents/authoring-create-edit-topics>

QUESTION 66

HOTSPOT

You are creating a number of Power Automate flows.

You need to select the triggers for the flows.

Which flow types should you use? To answer, select the appropriate options in the answer area.

NOTE: Each correct selection is worth one point.

Hot Area:

Answer Area

Requirement	Flow type
Trigger a flow when a button is selected.	<div>▼</div> <div> UI Flow Automatic Business Process Flow Instant </div>
Trigger a flow when a record is created.	<div>▼</div> <div> UI Flow Automatic Business Process Flow Instant </div>
Guide a user through a series of steps in a model-driven app.	<div>▼</div> <div> UI Flow Automatic Business Process Flow Instant </div>

Answer Area:

Answer Area

Requirement	Flow type
Trigger a flow when a button is selected.	<div style="border: 1px solid #ccc; padding: 2px;"> <div style="background-color: #f0f0f0; padding: 2px; display: flex; justify-content: space-between; align-items: center;"> ▼ </div> <div style="padding: 2px;"> UI Flow Automatic Business Process Flow Instant </div> </div>
Trigger a flow when a record is created.	<div style="border: 1px solid #ccc; padding: 2px;"> <div style="background-color: #f0f0f0; padding: 2px; display: flex; justify-content: space-between; align-items: center;"> ▼ </div> <div style="padding: 2px;"> UI Flow Automatic Business Process Flow Instant </div> </div>
Guide a user through a series of steps in a model-driven app.	<div style="border: 1px solid #ccc; padding: 2px;"> <div style="background-color: #f0f0f0; padding: 2px; display: flex; justify-content: space-between; align-items: center;"> ▼ </div> <div style="padding: 2px;"> UI Flow Automatic Business Process Flow Instant </div> </div>

Section:

Explanation:

Reference:

<https://docs.microsoft.com/en-us/power-automate/triggers-introduction>

<https://docs.microsoft.com/en-us/power-automate/business-process-flows-overview>

QUESTION 67

HOTSPOT

You are developing a Power Virtual Agents chatbot for a company.

For each of the following statements, select Yes if the statement is true. Otherwise, select No.

NOTE: Each correct selection is worth one point.

Hot Area:

Answer Area

Statement	Yes	No
You must create a topic to specify how a chatbot responds to a user.	<input type="radio"/>	<input type="radio"/>
You can use prebuilt entities or custom defined entities.	<input type="radio"/>	<input type="radio"/>

Answer Area:

Answer Area

Statement	Yes	No
You must create a topic to specify how a chatbot responds to a user.	<input checked="" type="radio"/>	<input type="radio"/>
You can use prebuilt entities or custom defined entities.	<input checked="" type="radio"/>	<input type="radio"/>

Section:

Explanation:

Reference:

<https://docs.microsoft.com/en-us/power-virtual-agents/authoring-fundamentals>

<https://docs.microsoft.com/en-us/power-virtual-agents/advanced-entities-slot-filling>

QUESTION 68

HOTSPOT

An organization plans to create Power Platform solutions and is evaluating Microsoft Dataverse.

Instructions: For each of the following statements, select Yes if the statement is true. Otherwise, select No. NOTE: Each correct selection is worth one point.

Hot Area:

Answer Area

	Yes	No
Virtual table data is stored in Microsoft Dataverse.	<input type="radio"/>	<input type="radio"/>
Columns are used in forms and views.	<input type="radio"/>	<input type="radio"/>

Answer Area:

Answer Area

	Yes	No
Virtual table data is stored in Microsoft Dataverse.	<input type="radio"/>	<input checked="" type="radio"/>
Columns are used in forms and views.	<input checked="" type="radio"/>	<input type="radio"/>

Section:

Explanation:

Box 1: No

A virtual table is a definition of a table in the Dataverse platform without the associated physical tables for table instances created in the Dataverse database. Instead during runtime, when a table instance is required, its state is dynamically retrieved from the associated external system.

Box 2: Yes

Columns in forms: In the form designer, drag any columns from the Columns Explorer into the section on the form.

Reference:

<https://docs.microsoft.com/en-us/powerapps/developer/data-platform/virtual-entities/get-started-ve>

QUESTION 69

HOTSPOT

Instructions: For each of the following statements, select Yes if the statement is true. Otherwise, select No. NOTE: Each correct selection is worth one point.

Hot Area:

Answer Area

	Yes	No
Managed solutions can be used to group multiple Power Platform components together during solution development.	<input type="radio"/>	<input type="radio"/>
Managed solutions must be used to distribute a Power Platform application on AppSource.	<input type="radio"/>	<input type="radio"/>
Managed solutions always protect Power Platform components from editing when components are exported to another environment.	<input type="radio"/>	<input type="radio"/>

Answer Area:

Answer Area

	Yes	No
Managed solutions can be used to group multiple Power Platform components together during solution development.	<input checked="" type="radio"/>	<input type="radio"/>
Managed solutions must be used to distribute a Power Platform application on AppSource.	<input type="radio"/>	<input checked="" type="radio"/>
Managed solutions always protect Power Platform components from editing when components are exported to another environment.	<input checked="" type="radio"/>	<input type="radio"/>

Section:

Explanation:

Box 1: Yes

Managed solutions are used to deploy to any environment that isn't a development environment for that solution. Box 2: No

Unmanaged solutions can be exported either as unmanaged or managed.

Box 3: Yes

You can't edit components directly within a managed solution. To edit managed components, first add them to an unmanaged solution.

Reference:

<https://docs.microsoft.com/en-us/power-platform/alm/solution-concepts-alm>

QUESTION 70

HOTSPOT

You are learning about Power Apps and how to use triggers.

Which objects should you use? To answer, select the appropriate options in the answer area.

NOTE: Each correct selection is worth one point.

Hot Area:

Answer Area

Statement	Component
When a condition is met, Power Apps app can trigger a	<div><div></div><div>connector.</div><div>Power Automate flow.</div><div>gateway.</div><div>solution.</div></div>
Actions and triggers are properties of a	<div><div></div><div>connector.</div><div>gateway.</div><div>solution.</div></div>

Answer Area:

Statement	Component
When a condition is met, Power Apps app can trigger a	<div>connector.</div> <div>Power Automate flow.</div> <div>gateway.</div> <div>solution.</div>
Actions and triggers are properties of a	<div>connector.</div> <div>gateway.</div> <div>solution.</div>

Section:

Explanation:

Box 1: connector

A connection is a proxy or a wrapper around an API that allows the underlying service to talk to Microsoft Power Automate, Microsoft Power Apps, and Azure Logic Apps. It provides a way for users to connect their accounts and use a set of pre-built actions and triggers to build their apps and workflows.

Power Automate offers connectors (apps/services like SharePoint, Outlook, /.) and most connectors offer prebuilt triggers that you can use to start your flows. Box 2: solution

If you're creating an action to include as part of a solution that will be distributed, create it in the context of the solution. Go to Settings > Solutions and locate the unmanaged solution that this action will be part of.

Reference: <https://docs.microsoft.com/en-us/connectors/connectors> <https://docs.microsoft.com/en-us/powerapps/maker/data-platform/configure-actions>

QUESTION 71

HOTSPOT

For each of the following statements, select Yes if the statement is true. Otherwise, select No.

NOTE: Each correct selection is worth one point.

Hot Area:

Answer Area

Statement	Yes	No
You can embed a canvas app in a Microsoft Forms form to collect user feedback.	<input type="radio"/>	<input type="radio"/>
You can embed a canvas app within a Microsoft Excel worksheet to allow users to interact with data in a structured way.	<input type="radio"/>	<input type="radio"/>
You can embed a canvas app within a Power Platform model-driven app.	<input type="radio"/>	<input type="radio"/>

Answer Area:

Answer Area

Statement	Yes	No
You can embed a canvas app in a Microsoft Forms form to collect user feedback.	<input checked="" type="radio"/>	<input type="radio"/>
You can embed a canvas app within a Microsoft Excel worksheet to allow users to interact with data in a structured way.	<input type="radio"/>	<input checked="" type="radio"/>
You can embed a canvas app within a Power Platform model-driven app.	<input checked="" type="radio"/>	<input type="radio"/>

Section:

Explanation:

Box 1: Yes

With embedded canvas apps, makers can bring the power of canvas apps to their model-driven forms. Using embedded canvas apps, it is possible to create rich visual areas on a form and display data from a variety of sources right next to data from Microsoft Dataverse.

Box 2: No Box 3: Yes

Reference:

<https://docs.microsoft.com/en-us/powerapps/maker/model-driven-apps/embed-canvas-app-in-form>

QUESTION 72**HOTSPOT**

Instructions: For each of the following statements, select Yes if the statement is true. Otherwise, select No. NOTE: Each correct selection is worth one point.

Hot Area:

Answer Area	Yes	No
You can customize buttons and menu items in canvas apps but cannot reorder the screens.	<input type="radio"/>	<input type="radio"/>
You can add sections to your canvas app forms at any time. Screens can only be added when the canvas app is created.	<input type="radio"/>	<input type="radio"/>
You can edit buttons in a Power Apps app only by using a third-party application.	<input type="radio"/>	<input type="radio"/>

Answer Area:

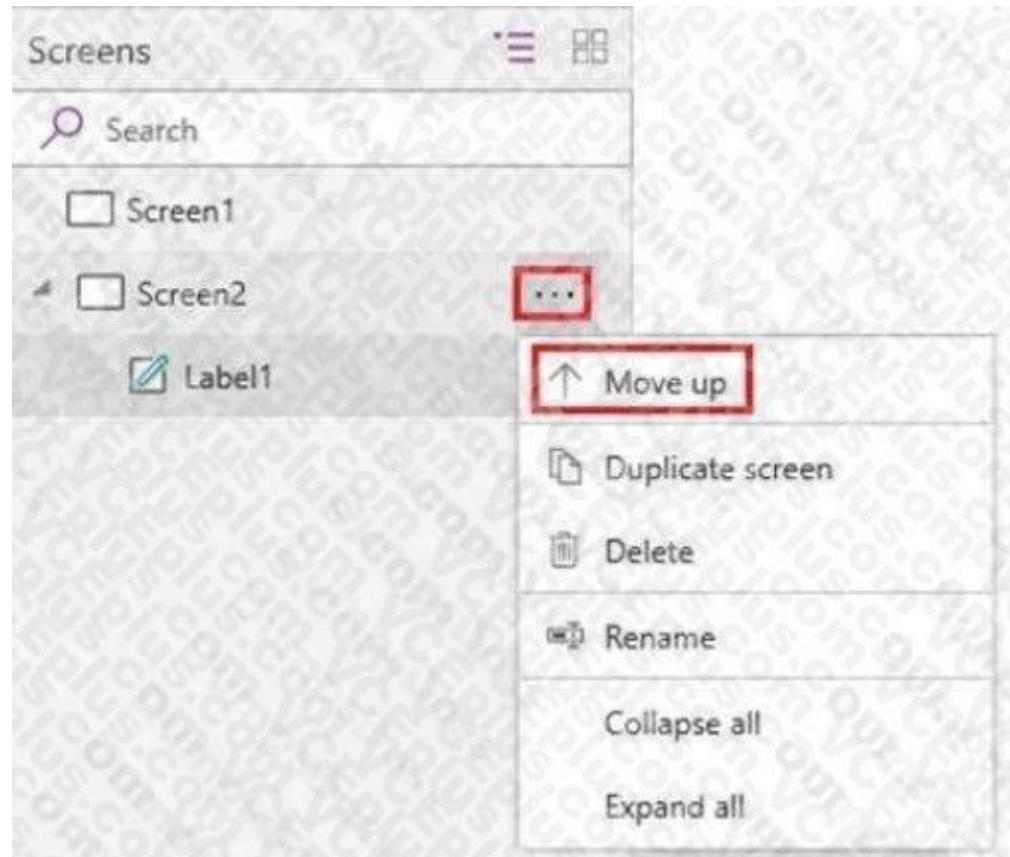
Answer Area	Yes	No
You can customize buttons and menu items in canvas apps but cannot reorder the screens.	<input type="radio"/>	<input checked="" type="radio"/>
You can add sections to your canvas app forms at any time. Screens can only be added when the canvas app is created.	<input type="radio"/>	<input checked="" type="radio"/>
You can edit buttons in a Power Apps app only by using a third-party application.	<input type="radio"/>	<input checked="" type="radio"/>

Section:

Explanation:

Box 1: No

You can reorder screens.



In the left navigation bar, hover over a screen that you want to move up or down, select the ellipsis button that appears, and then select Move up or Move down. Box 2: No

You can add screens to the app after it has been created.

Box 3: No

For example, you can change a button's shape. By default, Power Apps creates a rectangular Button control with rounded corners. You can make basic modifications to the shape of a Button control by setting its Height, Width, and Radius properties.

Reference: <https://docs.microsoft.com/en-us/powerapps/maker/canvas-apps/add-screen-context-variables> <https://docs.microsoft.com/en-us/powerapps/maker/canvas-apps/controls/control-button>

QUESTION 73

HOTSPOT

A company plans to build solutions by using Power Platform technologies.

For each of the following statements, select Yes if the statement is true. Otherwise, select No.

NOTE: Each correct selection is worth one point.

Hot Area:

Statement	Yes	No
Power Virtual Agents chat data is saved unless it is deleted by the customer after a chat session.	<input type="radio"/>	<input type="radio"/>
Power Automate flows operate with administrative privileges at all times.	<input type="radio"/>	<input type="radio"/>

Answer Area:

Statement	Yes	No
Power Virtual Agents chat data is saved unless it is deleted by the customer after a chat session.	<input checked="" type="radio"/>	<input type="radio"/>
Power Automate flows operate with administrative privileges at all times.	<input type="radio"/>	<input checked="" type="radio"/>

Section:

Explanation:

Box 1: Yes

By default, you can download up to seven days of bot conversation transcript sessions from the past 30 days directly from the Power Virtual Agents portal. Box 2: No
You can set the permissions for a Flow.

Reference:

<https://docs.microsoft.com/en-us/power-virtual-agents/analytics-sessions> <https://docs.microsoft.com/en-us/connectors/microsoftflowforadmins>

QUESTION 74

HOTSPOT

You are authoring a Power Virtual Agents bot for a company that sells flowers and shrubs.
For each of the following statements, select Yes if the statement is true. Otherwise, select No.
NOTE: Each correct selection is worth one point.

Hot Area:

Statement	Yes	No
You can use the prebuilt Postal Code entity to recommend plants that will work within a customer's growing zone.	<input type="radio"/>	<input type="radio"/>
You can create a custom entity to offer color and plant choices for landscaping options that can be made available for customer orders.	<input type="radio"/>	<input type="radio"/>

Answer Area:

Statement	Yes	No
You can use the prebuilt Postal Code entity to recommend plants that will work within a customer's growing zone.	<input checked="" type="radio"/>	<input type="radio"/>
You can create a custom entity to offer color and plant choices for landscaping options that can be made available for customer orders.	<input checked="" type="radio"/>	<input type="radio"/>

Section:

Explanation:

Box 1: Yes

Chatbots built with Power Virtual Agents will understand and display content that's locally relevant to the user. Localized handling and formatting are based on the user's browser locale setting, and include the following elements within a chat conversation:

Date and time

Numbers

ZIP or postal code

Currency

Speed

Box 2: Yes

Custom entities:

The prebuilt entities cover commonly used information types, but on some occasions, such as when building a bot that serves a specific purpose, you'll need to teach the bot's language understanding model some domain-specific knowledge. For instance, let's say you want to build a bot for an outdoor store. In this case, you'll need to teach the bot to acknowledge the "outdoor gears product" category in a dialog.

Reference: <https://docs.microsoft.com/en-us/power-virtual-agents/data-location> <https://docs.microsoft.com/en-us/powervirtual-agents/advanced-entities-slot-filling>

QUESTION 75

HOTSPOT

You are authoring a Power Virtual Agents chatbot for a company.

For each of the following statements, select Yes if the statement is true. Otherwise, select No.

NOTE: Each correct selection is worth one point.

Hot Area:

Answer Area

Statement	Yes	No
When escalating to a live person from a chatbot, the customer must restate their issue and other information collected.	<input type="radio"/>	<input type="radio"/>
You can customize the greeting topic for every chatbot that you author.	<input type="radio"/>	<input type="radio"/>

Answer Area:

Answer Area

Statement	Yes	No
When escalating to a live person from a chatbot, the customer must restate their issue and other information collected.	<input type="radio"/>	<input checked="" type="radio"/>
You can customize the greeting topic for every chatbot that you author.	<input checked="" type="radio"/>	<input type="radio"/>

Section:

Explanation:

Box 1: No

With Power Virtual Agents, you can hand off conversations to live agents seamlessly and contextually. When you hand off a conversation, you share the full history of the conversation (the context) as well as all user-defined variables. Having access to this context means live agents that are using any connected engagement hub can be notified that a conversation requires a live agent, see the context of the prior conversation, and resume the conversation. Box 2: Yes

By default, chatbots created with Power Virtual Agents and published to a website will load without a greeting, and will passively wait for the user to start the conversation.

However, you can use custom CSS and JavaScript code to automatically have the bot start the conversation when the bot loads.
 Reference: <https://docs.microsoft.com/en-us/power-virtual-agents/advanced-hand-off> <https://docs.microsoft.com/en-us/power-virtual-agents/configure-bot-greeting>

QUESTION 76

HOTSPOT

You are creating a Power Apps app. You want to ensure that the app can be used by individuals who have a vision impairment. For each of the following statements, select Yes if the statement is true. Otherwise, select No.

NOTE: Each correct selection is worth one point.

Hot Area:

Answer Area

Statement	Yes	No
Power Apps can use a screen reader without the need for a connector.	<input type="radio"/>	<input type="radio"/>
You can use an accessibility checker for Power Apps apps to check for accessibility violations and provide user interface tips.	<input type="radio"/>	<input type="radio"/>

Answer Area:

Answer Area

Statement	Yes	No
Power Apps can use a screen reader without the need for a connector.	<input type="radio"/>	<input checked="" type="radio"/>
You can use an accessibility checker for Power Apps apps to check for accessibility violations and provide user interface tips.	<input checked="" type="radio"/>	<input type="radio"/>

Section:

Explanation:

Box 1: No

The following software combinations are the supported recommendations for consuming PowerApps with a screen reader:

Windows: Microsoft Edge / Narrator macOS: Safari / VoiceOver Android: PowerApps app / Talkback iOS: PowerApps app / VoiceOver

Box 2: Yes

Users who have vision, hearing, or other impairments can use your canvas app more easily and successfully if you consider accessibility as you design how the app looks and behaves. If you're not sure how to make your app more accessible, you can run the Accessibility checker in PowerApps Studio. This tool not only finds potential accessibility issues but also explains why each might be a potential problem for users who have a specific disability and offers suggestions on how to resolve each issue. The Accessibility checker detects screen-reader and keyboard issues for you, and you can find information about how to fix color-contrast issues by using accessible colors.

Reference: <https://docs.microsoft.com/en-us/powerapps/user/screen-reader> <https://docs.microsoft.com/en-us/powerapps/maker/canvas-apps/accessibility-checker>

QUESTION 77

HOTSPOT

A company is evaluating AI Builder.

Instructions: For each of the following statements, select Yes if the statement is true. Otherwise, select No. NOTE: Each correct selection is worth one point.

Hot Area:

Answer Area	Yes	No
Prebuilt AI Builder models are pretrained and are ready to interpret business data immediately.	<input type="radio"/>	<input type="radio"/>
Prebuilt AI Builder models exist for both Power Automate and Power Apps.	<input type="radio"/>	<input type="radio"/>

Answer Area:

Answer Area	Yes	No
Prebuilt AI Builder models are pretrained and are ready to interpret business data immediately.	<input checked="" type="radio"/>	<input type="radio"/>
Prebuilt AI Builder models exist for both Power Automate and Power Apps.	<input checked="" type="radio"/>	<input type="radio"/>

Section:

Explanation:

<https://docs.microsoft.com/en-us/ai-builder/prebuilt-overview>

QUESTION 78

HOTSPOT

A company plans to implement Power Automate.

Instructions: For each of the following statements, select Yes if the statement is true. Otherwise, select No. NOTE: Each correct selection is worth one point.

Hot Area:

Answer Area	Yes	No
Business Process Flows are considered automatic flows.	<input type="radio"/>	<input type="radio"/>
You must create an automatic flow to launch a flow when a user selects a button on a form.	<input type="radio"/>	<input type="radio"/>

Answer Area:

Answer Area

	Yes	No
Business Process Flows are considered automatic flows.	<input type="radio"/>	<input checked="" type="radio"/>
You must create an automatic flow to launch a flow when a user selects a button on a form.	<input type="radio"/>	<input checked="" type="radio"/>

Section:

Explanation:

QUESTION 79

DRAG DROP

You plan to create a model-driven app for a company that sells plants and garden supplies. The app must meet the following requirements:

- Automatically send email to a customer when a record is modified.
- Ensure that all sales people follow the same steps when processing sales.

You need to create Power Automate flows for the app.

Select and Place:

Flow types	Requirement	Flow type
Button	Send email to customers.	
Automatic	Ensure that salespeople follow the same steps.	
Scheduled		
Business Process		

Correct Answer:

Flow types	Requirement	Flow type
Button	Send email to customers.	Automatic
	Ensure that salespeople follow the same steps.	Business Process
Scheduled		

Section:

Explanation:

QUESTION 80

DRAG DROP

A company is implementing a customer service solution by using Dynamics 365 Customer Service.

The company is extending the solution to meet additional business requirements.

The solution has the following requirements:

- Customers can log on to a secure website and view the progress of customer service tickets.
- Refund requests over a certain value can be automatically sent for managerial approval in Microsoft Teams.
- Create a custom page showing a gallery of pictures within the Dynamics 365 Customer Service app.

You need to use Microsoft Power Platform technologies to implement the solution.

Which technology should you use? To answer, drag the appropriate technologies to the correct requirements. Each technology may be used once, more than once, or not at all. You may need to drag the split bar between panes or scroll to view content.

NOTE: Each correct selection is worth one point.

Select and Place:

Technologies	Requirement	Technology
Power Apps portals	Customers can log on to a secure website and view the progress of customer service tickets.	
Power Automate	Refund requests over a certain value can be automatically sent for managerial approval in Microsoft Teams.	
Canvas apps	Create a custom page showing a gallery of pictures within the Dynamics 365 Customer Service app.	

Correct Answer:

Technologies	Requirement	Technology
	Customers can log on to a secure website and view the progress of customer service tickets.	Power Apps portals
	Refund requests over a certain value can be automatically sent for managerial approval in Microsoft Teams.	Power Automate
	Create a custom page showing a gallery of pictures within the Dynamics 365 Customer Service app.	Canvas apps

Section:

Explanation:

QUESTION 81

DRAG DROP

You are creating a Power Automate flow.

You need to retrieve data from several sources including Microsoft Excel Azure Data Lake, and GitHub. What should you use? To answer, drag the appropriate components to the correct data sources. Each component may be used once, more than once, or not at all. You may need to drag the split bar between panes or scroll to view content. NOTE: Each correct selection is worth one point.

Select and Place:

Components	Answer Area	Data source	Component
Connector		Microsoft Excel	
Expression		Azure Data Lake	
Formula		GitHub	

Correct Answer:

Components	Answer Area	Data source	Component
		Microsoft Excel	Formula
		Azure Data Lake	Connector
		GitHub	Expression

Section:

Explanation:

QUESTION 82

DRAG DROP

A customer service department uses Microsoft Dynamics 365 Customer Service to manage repair requests. The repair team tracks their efforts using a Microsoft SharePoint list. The company must use Microsoft Power Platform to connect the repair team with the Dynamics 365 Customer Service solution. The solution must meet the following requirements:

Requirement Number	Requirement
Requirement 1	From a custom page in the Dynamics 365 interface, allow the customer service team to input a repair number, view the details of the corresponding SharePoint list item, and add notes for the repair team.
Requirement 2	Create a report that visualizes real-time customer service information that the repair team can access online and use to create dashboards.
Requirement 3	Automatically send a Microsoft Teams message to a customer service agent and an email to the customer when a repair team member completes a repair.

You need to implement the appropriate technologies to meet the requirements.

Which technologies should you use? To answer, drag the appropriate technologies to the correct scenarios. Each technology may be used once, more than once, or not at all. You may need to drag the split bar between panes or scroll to view content.

NOTE: Each correct selection is worth one point.

Select and Place:

Technologies	Answer Area	Scenario	Technology
Microsoft Power BI		Requirement 1	
Canvas app		Requirement 2	
Microsoft Power Automate		Requirement 3	
Microsoft Power Virtual Agents chatbot			

Correct Answer:

Technologies	Answer Area	Scenario	Technology
		Requirement 1	Microsoft Power Automate
Canvas app		Requirement 2	Microsoft Power BI
		Requirement 3	Microsoft Power Virtual Agents chatbot

Section:

Explanation:

QUESTION 83

DRAG DROP

A company uses Microsoft Power Apps and Microsoft Azure to modernize its mobile workforce.

The company needs to identify solutions for three use cases:

- * An app to audit retail store displays with a tablet-specific layout for its unique screen dimensions
- * An app to create sales orders that uses business process flows
- * An app to display product information that uses data for a Microsoft Dataverse instance, Microsoft Excel, and Microsoft Sharepoint

You need to identify the correct app types to use.

Which apps should you use? To answer, drag the appropriate app types to the correct apps. Each app type may be used once, more than once, or not at all. You may need drag the split bar between panes or scroll to view content.

NOTE: Each correct selection is worth one point.

Select and Place:

App types

Answer Area

App

App to audit retail store displays

App to create sales orders

App to display product information

App type

Correct Answer:

App types

Answer Area

App

App to audit retail store displays

App to create sales orders

App to display product information

App type

Section:

Explanation:

QUESTION 84

DRAG DROP

You create a Power Pages site to share Microsoft Dataverse data with external customer.

Customer must be authenticated to view data.

Which component should you use for each requirement? To answer, drag the appropriate component to the correct requirements. Each component may be used more once than once, or not at all. You may need to drag the spilt bar between panes or scroll to view content.

Select and Place:

Components

Answer Area

Requirement

Collect data from customers and store the data in a table.

Display multiple rows from a table.

Component

Correct Answer:

Components

IFrame

Section

Answer Area

Requirement

Collect data from customers and store the data in a table.

Display multiple rows from a table.

Component

Form

List

Section:

Explanation:

QUESTION 85

DRAG DROP

Match each type of Power Apps app to its capability.

To answer, drag the appropriate app type from the column on the left to its capability on the right. Each app type may be used once, more than once, or not at all

NOTE Each correct match is worth one point.

Select and Place:

App types

Canvas app

Model-driven app

Answer Area

Capability

Enables fully customizable layout, design, and color scheme

Connects to multiple data sources

Uses business process flows to guide users through a data entry process

Scans barcodes

App type

Correct Answer:

App types

Canvas app

Model-driven app

Answer Area

Capability

Enables fully customizable layout, design, and color scheme

Connects to multiple data sources

Uses business process flows to guide users through a data entry process

Scans barcodes

App type

Canvas app

Canvas app

Model-driven app

Canvas app

Section:

Explanation:

QUESTION 86

A company currently does not separate testing, development, and production as per standard Application Lifecycle Management (ALM) protocol. The company uses Power for accounting and sales processes.

The company needs login only one login account per user. The company also must prevent developing and testing from impacting production.

You need to implement a solution to meet the requirements.

Which method should you select?

- A. separate Microsoft Azure Storage Blobs
- B. separate connectors
- C. separate tenants
- D. separate environments

Correct Answer: D

Section:

QUESTION 87

An airline company wants to use Power Apps to manage its lost luggage desk.

You need to determine whether the company should build a canvas app or a model-driven app.

Which two questions should you ask to determine which type of app the company should use? Each correct answer presents part of the solution.

NOTE: Each correct selection is worth one point.

- A. Will the app builders have coding skills?
- B. Which Microsoft Azure Active Directory (Azure AD) users or groups will use the app?
- C. Does the app need to use a specific layout?
- D. Which data sources will be used?
- E. Will the app be used with mobile or tablet devices?

Correct Answer: C, D

Section:

QUESTION 88

A company uses a model-driven app to record customers' dietary preferences.

You need to change the order of the columns in a personal view that you created on the Contact table.

Where should you change the order?

- A. Model-driven app
- B. Microsoft Power Platform admin center
- C. App designer
- D. Power Apps Studio

Correct Answer: A

Section:

QUESTION 89

HOTSPOT

A company plans to use Power Platform to build apps which address specific business challenges.

You need to recommend the appropriate types of Power Apps to use.

What should you recommend? To answer, select the appropriate option in the answer area.

NOTE: Each correct selection is worth one point.

Hot Area:

Scenario	Tool
Field technicians need a mobile app to capture the location and the image of defective products.	<div>▼</div> <div>Canvas app</div> <div>Power Apps portal</div> <div>Common Data Service</div>
Sales representatives need to see different views and dashboards in the sales app.	<div>▼</div> <div>Canvas app</div> <div>Model-driven app</div> <div>Power Apps portal</div>
External customers need to view the progress of their service cases.	<div>▼</div> <div>Model-driven app</div> <div>Power Apps portal</div> <div>Common Data Service</div>

Answer Area:

Scenario	Tool
Field technicians need a mobile app to capture the location and the image of defective products.	<div>▼</div> <div>Canvas app</div> <div>Power Apps portal</div> <div>Common Data Service</div>
Sales representatives need to see different views and dashboards in the sales app.	<div>▼</div> <div>Canvas app</div> <div>Model-driven app</div> <div>Power Apps portal</div>
External customers need to view the progress of their service cases.	<div>▼</div> <div>Model-driven app</div> <div>Power Apps portal</div> <div>Common Data Service</div>

Section:

Explanation:

Reference:

<https://docs.microsoft.com/en-us/powerapps/maker/canvas-apps/getting-started>

<https://docs.microsoft.com/en-us/powerapps/maker/model-driven-apps/model-driven-app-overview>

<https://docs.microsoft.com/en-us/powerapps/maker/portals/overview>

QUESTION 90

HOTSPOT

You are creating a model-driven Power Apps app. You want to ensure that the app can be used by individuals who have vision impairments.

For each of the following statements, select Yes if the statement is true. Otherwise, select No.

NOTE: Each correct selection is worth one point.

Hot Area:

Statement	Yes	No
Power Apps apps can be built with hot key support and designed so they do not require a touch screen or mouse.	<input type="radio"/>	<input type="radio"/>
Only model-driven Power Apps have support for using a screen reader without the need for a connector.	<input type="radio"/>	<input type="radio"/>
The accessibility checker can be run for your Power Apps app to provide notifications of accessibility violations as well as tips for making it even more user friendly.	<input type="radio"/>	<input type="radio"/>

Answer Area:

Statement	Yes	No
Power Apps apps can be built with hot key support and designed so they do not require a touch screen or mouse.	<input checked="" type="radio"/>	<input type="radio"/>
Only model-driven Power Apps have support for using a screen reader without the need for a connector.	<input type="radio"/>	<input checked="" type="radio"/>
The accessibility checker can be run for your Power Apps app to provide notifications of accessibility violations as well as tips for making it even more user friendly.	<input checked="" type="radio"/>	<input type="radio"/>

Section:

Explanation:

Box 1: Yes

You can use keyboard shortcuts in PowerApps. Keyboard shortcuts give you an alternate way to do common tasks instead of using your mouse or tapping with your finger. They help in seamless navigation of the interface. Box 2: No

The following software combinations are the supported recommendations for consuming PowerApps with a screen reader:

Windows: Microsoft Edge / Narrator

macOS: Safari / VoiceOver

Android: PowerApps app / Talkback

iOS: PowerApps app / VoiceOver

Box 3: Yes

Users who have vision, hearing, or other impairments can use your canvas app more easily and successfully if you consider accessibility as you design how the app looks and behaves. If you're not sure how to make your app more accessible, you can run the Accessibility checker in PowerApps Studio. This tool not only finds potential accessibility issues but also explains why each might be a potential problem for users who have a specific disability and offers suggestions on how to resolve each issue. The Accessibility checker detects screen-reader and keyboard issues for you, and you can find information about how to fix color-contrast issues by using accessible colors.

Reference:

<https://docs.microsoft.com/en-us/powerapps/user/keyboard-shortcuts>

<https://docs.microsoft.com/en-us/powerapps/user/screen-reader>

<https://docs.microsoft.com/en-us/powerapps/maker/canvas-apps/accessibility-checker>

QUESTION 91

HOTSPOT


A business is evaluating AI Builder.

Which actions can you perform?

For each of the following statements, select Yes if the statement is true. Otherwise, select No.

NOTE: Each correct selection is worth one point.

Hot Area:



Answer Area

Statement	Yes	No
You can use a text classification model in AI Builder to retrieve text and perform sentiment analysis for ServiceNow incidents.	<input type="radio"/>	<input type="radio"/>
You can tag Instagram posts that mention your new product.	<input type="radio"/>	<input type="radio"/>
You can send results about the number of mentions of your new product in Instagram to Power BI for inclusion on a dashboard.	<input type="radio"/>	<input type="radio"/>

Answer Area:



Answer Area

Statement	Yes	No
You can use a text classification model in AI Builder to retrieve text and perform sentiment analysis for ServiceNow incidents.	<input checked="" type="radio"/>	<input type="radio"/>
You can tag Instagram posts that mention your new product.	<input checked="" type="radio"/>	<input type="radio"/>
You can send results about the number of mentions of your new product in Instagram to Power BI for inclusion on a dashboard.	<input checked="" type="radio"/>	<input type="radio"/>

www.VCEplus.io

Section:

Explanation:

Reference:

<https://docs.microsoft.com/en-us/ai-builder/create-text-classification-model>

<https://radacad.com/object-detector-app-with-ai-builder-and-power-apps>

QUESTION 92

HOTSPOT

A company plans to use Power BI to visualize data from business systems.
For each of the following statements, select Yes if the statement is true. Otherwise, select No.
NOTE: Each correct selection is worth one point.

Hot Area:

Answer Area		Yes	No
Statement			
You can display data aggregates and raw data in a Power BI report.		<input type="radio"/>	<input type="radio"/>
You can display related data from multiple sources in the same Power BI report.		<input type="radio"/>	<input type="radio"/>

Answer Area:

Answer Area		Yes	No
Statement			
You can display data aggregates and raw data in a Power BI report.		<input checked="" type="radio"/>	<input type="radio"/>
You can display related data from multiple sources in the same Power BI report.		<input checked="" type="radio"/>	<input type="radio"/>

Section:

Explanation:

Box 1: Yes

The following list provides advantages to using aggregations:

Query performance over big data - as users interact with visuals on Power BI reports, DAX queries are submitted to the dataset. Boost query speeds by caching data at the aggregated level, using a fraction of the resources required at the detail level. Unlock big data in a way that would otherwise be impossible.

Box 2: Yes

With Power BI Desktop, you can connect to many different types of data sources, then shape the data to meet your needs, enabling you to create visual reports to share with others. Shaping data means transforming the data: renaming columns or tables, changing text to numbers, removing rows, setting the first row as headers, and so on. Combining data means connecting to two or more data sources, shaping them as needed, then consolidating them into a useful query.

Reference:
<https://docs.microsoft.com/en-us/power-bi/desktop-aggregations>
<https://docs.microsoft.com/en-us/power-bi/connect-data/desktop-shape-and-combine-data>

QUESTION 93

HOTSPOT

A tutoring company has developed and deployed a model-driven app for the administration staff and a canvas app for teachers. Instructions: For each of the following statements, select Yes if the statement is true. Otherwise, select No.
NOTE: Each correct selection is worth one point.

Hot Area:

Answer Area

Statements	Yes	No
Teachers can access the canvas app by using desktops and mobile devices.	<input type="radio"/>	<input type="radio"/>
Only assignments of security roles are required for canvas app access.	<input type="radio"/>	<input type="radio"/>
Administration staff can create personal views and dashboards in the model-driven app.	<input type="radio"/>	<input type="radio"/>

Answer Area:
Answer Area

Statements	Yes	No
Teachers can access the canvas app by using desktops and mobile devices.	<input checked="" type="radio"/>	<input type="radio"/>
Only assignments of security roles are required for canvas app access.	<input type="radio"/>	<input checked="" type="radio"/>
Administration staff can create personal views and dashboards in the model-driven app.	<input checked="" type="radio"/>	<input type="radio"/>

Section:
Explanation:

QUESTION 94

HOTSPOT

For each of the following statements, select Yes if the statement is true. Otherwise, select No.
NOTE: Each correct selection is worth one point.

Hot Area:

Answer Area

Statement	Yes	No
Power Virtual Agent chatbots can be created directly in Microsoft Teams.	<input type="radio"/>	<input type="radio"/>
Power Virtual Agent chatbots can use the bot testing feature directly within Microsoft Teams.	<input type="radio"/>	<input type="radio"/>

Answer Area:

Answer Area

Statement	Yes	No
Power Virtual Agent chatbots can be created directly in Microsoft Teams.	<input checked="" type="radio"/>	<input type="radio"/>
Power Virtual Agent chatbots can use the bot testing feature directly within Microsoft Teams.	<input type="radio"/>	<input checked="" type="radio"/>

Section:

Explanation:

QUESTION 95

HOTSPOT

A company uses a model-driven app to manage its sales process.

You are creating a Power Automate cloud flow that will send you a message in Microsoft Teams when a new order is recorded in Microsoft Dataverse.

How should you configure the flow? Select the answer that correctly completes the sentence.

Hot Area:

Answer Area

To determine when the flow will start, you must select

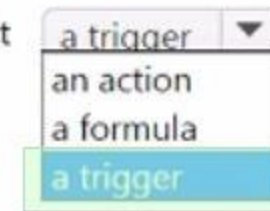
a trigger ▼

an action
a formula
a trigger

Answer Area:

Answer Area

To determine when the flow will start, you must select



Section:

Explanation:

QUESTION 96

DRAG DROP

A company uses Power Apps.

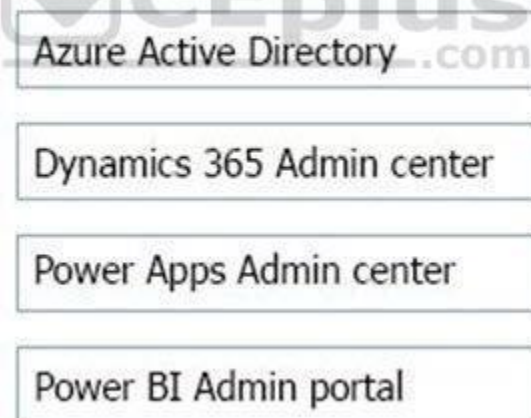
You need to perform administrative tasks for the company.

Which admin centers should you use? To answer, drag the appropriate admin centers to the correct requirements. Each admin center may be used once, more than once, or not at all. You may need to drag the split bar between panes or scroll to view content.

NOTE: Each correct selection is worth one point.

Select and Place:

Admin centers



Answer Area

Requirement

Create user accounts for Power Apps.

Assign the Environment Maker role to a user.

Admin center



Correct Answer:

Admin centers	Requirement	Admin center
	Create user accounts for Power Apps.	Azure Active Directory
Dynamics 365 Admin center	Assign the Environment Maker role to a user.	Power Apps Admin center
Power BI Admin portal		

Section:

Explanation:

Box 1: Azure Active Directory

Create the company users in the Azure Active Directory.

Box 2: Power Apps admin center

In the Power Apps Admin center, manage environments that you've created and those for which you have been added to the Environment Admin or System Administrator role. From the admin center, you can perform these administrative actions:

Create environments.

Rename environments.

Add or remove a user or group from either the Environment Admin or Environment Maker role.

Etc.

Incorrect Answers:

Use the Dynamics 365 admin center to review the status of your apps and solutions, apply updates, and manage your Dynamics 365 instances, solutions, and apps.

The Power BI admin portal enables you to manage a Power BI tenant for your organization. The portal includes items such as usage metrics, access to the Microsoft 365 admin center, and settings

Note: You use the Microsoft 365 admin center to create user accounts for every user who needs access to model-driven apps in Dynamics 365, such as Dynamics 365 Sales and Customer Service.

Reference:

<https://docs.microsoft.com/en-us/power-platform/admin/environments-administration>

<https://docs.microsoft.com/en-us/dynamics365/marketing/dynamics-365-admin-center>

<https://powerapps.microsoft.com/sv-se/blog/introducing-admin-center-for-powerapps/>

QUESTION 97

DRAG DROP

A bank uses Power Platform apps and flows to support business processes.

The company would like to use historical client data to predict whether a client's loan application is likely to be approved or rejected.

You need to use AI Builder to implement the solution.

Which four actions should you perform in sequence? To answer, move the appropriate actions from the list of actions to the answer area and arrange them in the correct order.

Select and Place:

Actions

Train the model.

Use the model in PowerApps or Power Automate.

Export data into AI Builder.

Publish the model.

Import data into Common Data Service.

Answer Area

Correct Answer:

Actions

Export data into AI Builder.

Answer Area

Import data into Common Data Service.

Train the model.

Publish the model.

Use the model in PowerApps or Power Automate.

Section:

Explanation:

Step 1: Import data into Common Data Service.

AI Builder requires the use of Common Data Service, which is the data platform for PowerApps and allows you to store and manage business data. Common Data Service is the platform on which Dynamics 365 apps are built so if you're a Dynamics 365 customer, your data is already in Common Data Service.

Step 2: Train the model

Step 3: Publish the model

The last step is to publish your model.

Step 4: Use the model in PowerApps or Power Automate.

Reference:

<https://docs.microsoft.com/en-us/ai-builder/build-model>

QUESTION 98

DRAG DROP

A company plans to implement solutions that use Common Data Service as a data storage.

You need to recommend features to meet the company's needs.

Which features should you recommend? To answer, drag the appropriate features to the correct requirements. Each feature may be used once, more than once, or not at all. You may need to drag the split bar between panes or scroll to view content.

NOTE: Each correct selection is worth one point.

Select and Place:

Features

business rules

business process flows

Common Data Model

Answer Area

Requirement

Feature

Validate data across multiple fields and entities regardless of the app used to create data.

Feature

Create visual guides to ensure that users enter data and perform tasks in a consistent manner.

Feature

Accelerate development by using a standard set of entities for the most common scenarios.

Feature

Correct Answer:

Features

Answer Area

Requirement

Feature

Validate data across multiple fields and entities regardless of the app used to create data.

business rules

Create visual guides to ensure that users enter data and perform tasks in a consistent manner.

business process flows

Accelerate development by using a standard set of entities for the most common scenarios.

Common Data Model

Section:

Explanation:

Box 1: business rules

You can create business rules and recommendations to apply logic and validations without writing code or creating plug-ins. Business rules provide a simple interface to implement and maintain fast-changing and commonly used rules.

Box 2: business process flows

Flows Power Automate includes several types of processes, each designed for a different purpose:

- Automated flows. Create a flow that performs one or more tasks automatically after it's triggered by an event.
- Button flows. Perform repetitive tasks simply by tapping a button on your mobile device.
- Scheduled flows. Create a flow that performs one or more tasks on a schedule such as once a day, on a specific date, or after a certain time.
- Business process flows. Ensure that people enter data consistently and follow the same steps every time they work in an app by creating a business process flow.

Workflows and actions. Dynamics 365 customizers may be familiar with the classic Common Data Service processes, which are workflows and actions.

Box 3: Common Data Model

Model-driven app design is a component-focused approach to app development. Model-driven app design doesn't require code and the apps you make can be simple or very complex. Unlike canvas app development where the designer has complete control over app layout, with model-driven apps much of the layout is determined for you and largely designated by the components you add to the app.

Reference:

<https://docs.microsoft.com/en-us/powerapps/maker/model-driven-apps/guide-staff-through-common-tasks-processes>

<https://docs.microsoft.com/en-us/powerapps/maker/model-driven-apps/model-driven-app-overview>

QUESTION 99

DRAG DROP

A company is using Power BI to build visualizations. The company's IT support team needs to know when to install Power BI Desktop on users' computers and where the Power BI Service will suffice to perform tasks. You need to recommend solutions for the company. What should you recommend? To answer, drag the appropriate components to the correct requirements. Each component may be used once, more than once, or not at all. You may need to drag the split bar between panes or scroll to view content.

NOTE: Each correct selection is worth one point.

Select and Place:

Tools

Power BI Service only

Power BI Desktop only

Power BI Desktop or Power BI Service

Answer Area

Requirement	Component
Create dashboards.	Tool
Create reports.	Tool
Create calculated columns.	Tool
Configure security.	Tool
Configure sharing.	Tool

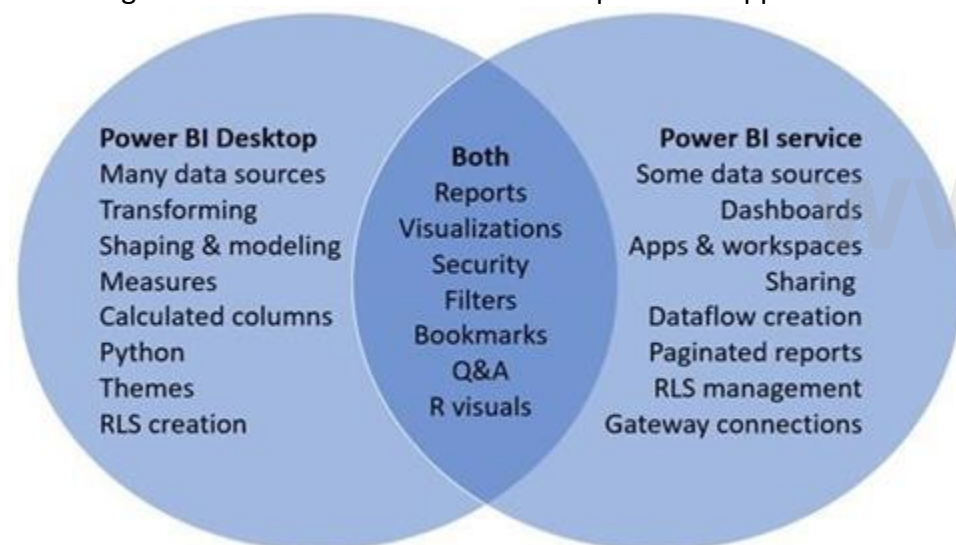
Correct Answer:

Tools	Requirement	Component
Power BI Service only	Create dashboards.	Power BI Service only
Power BI Desktop only	Create reports.	Power BI Desktop or Power BI Service
Power BI Desktop or Power BI Service	Create calculated columns.	Power BI Desktop only
	Configure security.	Power BI Desktop or Power BI Service
	Configure sharing.	Power BI Service only

Section:

Explanation:

In a Venn diagram comparing Power BI Desktop and the Power BI service, the area in the middle shows how the two overlap. Some tasks you can do in either Power BI Desktop or the service. The two sides of the Venn diagram show the features that are unique to the application and the service.



Reference:

<https://docs.microsoft.com/en-us/power-bi/designer/service-service-vs-desktop>

QUESTION 100

DRAG DROP

A company plans to create an information portal that managers can use to view critical information about their teams.

You need to recommend the type of Power BI components that the company should use.

What should you recommend? To answer, drag the appropriate component types to the correct requirements. Each component may be used once, more than once, or not at all. You may need to drag the split bar between panes or scroll to view content.

NOTE. Each correct selection is worth one point.

Select and Place:

Component types

Dashboard

Report

Answer Area

Requirement

Display data from a Microsoft Excel workbook that has multiple worksheets into one chart.

Display the top departmental goal metrics and alert users when specific thresholds targets are met.

Display Sales charts that can be filtered by region.

Component type

Component type

Component type

Component type

Correct Answer:

Component types

Dashboard

Report

Answer Area

Requirement

Display data from a Microsoft Excel workbook that has multiple worksheets into one chart.

Display the top departmental goal metrics and alert users when specific thresholds targets are met.

Display Sales charts that can be filtered by region.

Component type

Report

Dashboard

Report

Section:

Explanation:

Box 1: Report

Reports are more detailed data displayed in many formats like chart, graphs list and in tabular, etc.

Box 2: Dashboard

Dashboards are a business key performance indicator view where it displays key values that can change business profits and can be glanced at one screen.

Box 3: Report

Power BI dashboards cannot slice and dice, but reports have many ways to filter and slice.

Note: Power BI dashboards are one placeholder to display the most important decision-making facts to run a business. But reports are more detailed data displayed in many formats like chart, graphs list and in tabular, etc. Reports are based on one dataset or one business unit data for example reports of a store belonging to California.

Reference:

<https://www.educba.com/power-bi-dashboard-vs-report/>

QUESTION 101

DRAG DROP

A company needs to create a series of mobile applications to empower their field engineers to accomplish several tasks with varying degrees of complexity.

Match each app type to its definition. To answer, drag the appropriate app type from the column on the left to its definition on the right. Each app type may be used once, more than once, or not at all.

NOTE: Each correct match is worth one point.

Select and Place:

App types	Answer Area	Definition	App type
model-driven			
dashboard		Quickly create apps for very complex business processes from data in Common Data Service with very little or no code.	App type
dataset			
canvas		Create simple apps with a highly customizable user interface layouts.	App type

Correct Answer:

App types	Answer Area	Definition	App type
dashboard		Quickly create apps for very complex business processes from data in Common Data Service with very little or no code.	model-driven
dataset			
		Create simple apps with a highly customizable user interface layouts.	canvas

Section:

Explanation:

Box 1: model-driven

Both model-driven and canvas apps allow you to easily build business apps. They both share access to the Common Data Service providing standard and custom entities. Model-driven apps start with your data model – building up from the shape of your core business data and processes in the Common Data Service to model forms, views, and other components. Model-driven apps automatically generate great UI that is responsive across devices.

Box 2: canvas

Canvas apps start with your user experience, crafting a highly tailored interface with the power of a blank canvas and connecting it to 200 data sources. Canvas apps can be built for web, mobile, and tablet applications.

Reference:

<https://powerapps.microsoft.com/sv-se/blog/introducing-model-driven-apps/>