

JN0-102.exam.259q

Number: JN0-102
Passing Score: 800
Time Limit: 120 min



Website: <https://vceplus.com>

VCE to PDF Converter: <https://vceplus.com/vce-to-pdf/>

Facebook: <https://www.facebook.com/VCE.For.All.VN/>

Twitter : https://twitter.com/VCE_Plus

<https://vceplus.com/>

JN0-102

Juniper Networks Certified Internet Associate, Junos (JNCIA-Junos)

Sections

1. Volume A
2. Volume B
3. Volume C
4. Volume D

Exam A

QUESTION 1

What are two examples of RE exception traffic? (Choose two.)



<https://vceplus.com/>

- A. BGP updates that travel through the local router and are destined for a remote router.
- B. OSPF hello packets that are sent from a remote router and are destined for the local router.
- C. Telnet traffic that is sent from a remote host and is destined for the local router.
- D. Telnet traffic that travels through the local router and is destined for a remote end host.

Correct Answer: BC

Section: Volume A

Explanation

Explanation/Reference:

QUESTION 2

In the Junos OS, what handles transit traffic?

- A. Transit traffic is handled by the RE only.
- B. Transit traffic is handled by the PFE only.
- C. Transit traffic is handled by both the RE and the PFE.

D. Transit traffic is not handled by the RE or the PFE.

Correct Answer: B

Section: Volume A

Explanation

Explanation/Reference:

QUESTION 3

Which statement describes transit traffic?

- A. Traffic addressed to the chassis that requires some form of special handling by the RE before it can be forwarded out an egress port.
- B. Traffic that enters an ingress port, is compared against the forwarding table, and is forwarded out an egress port.
- C. Any traffic that requires the generation of an ICMP message.
- D. Traffic that requires some form of special attention and does not pass through the device.

Correct Answer: B

Section: Volume A

Explanation

Explanation/Reference:

QUESTION 4

What is the central processing component of the forwarding plane?

- A. PFE
- B. RE
- C. Junos OS
- D. forwarding table

Correct Answer: A

Section: Volume A

Explanation



Explanation/Reference:

QUESTION 5

Which statement is correct regarding the Junos OS?

- A. The same Junos OS image is used on all Junos devices.
- B. The Junos OS provides separation between the control and forwarding planes.
- C. Each Junos OS image is based on model-specific source code.
- D. The Junos OS creates a secondary instance of the kernel to ensure redundancy.

Correct Answer: B

Section: Volume A

Explanation

Explanation/Reference:

QUESTION 6

What are two functions of the RE? (Choose two).

- A. to maintain routing tables
- B. to forward traffic toward its destination
- C. to manage the PFE
- D. to implement various services such as policing, stateless firewall filtering, and class of service

Correct Answer: AC

Section: Volume A

Explanation

Explanation/Reference:

QUESTION 7

Which statement is correct regarding exception traffic processing?

- A. Exception traffic is only handled by the PFE.



- B. Exception traffic is rate-limited across the internal link to protect the RE.
- C. Exception traffic is not prioritized during times of congestion.
- D. Exception traffic is forwarded based on forwarding table entries.

Correct Answer: B

Section: Volume A

Explanation

Explanation/Reference:

QUESTION 8

When using keyboard shortcuts, which single keystroke combination allows users to erase the entire current command?

- A. Ctrl + a
- B. Ctrl + e
- C. Ctrl + u
- D. Ctrl + w

Correct Answer: C

Section: Volume A

Explanation

Explanation/Reference:

QUESTION 9

When using keyboard shortcuts, which keystroke combination allows users to erase a single word to the left of the cursor?

- A. Ctrl + a
- B. Ctrl + e
- C. Ctrl + u
- D. Ctrl + w

Correct Answer: D

Section: Volume A

Explanation



Explanation/Reference:

QUESTION 10

What must you type to enter operational mode from the root@% command prompt?



<https://vceplus.com/>

- A. exit
- B. configure
- C. edit
- D. cli

Correct Answer: D

Section: Volume A

Explanation

Explanation/Reference:

QUESTION 11

Which two commands would you use to discard a candidate configuration? (Choose two.)

- A. rollback
- B. delete
- C. delete 0
- D. rollback 0



Correct Answer: AD

Section: Volume A

Explanation

Explanation/Reference:

QUESTION 12

Which two statements are true about the configure exclusive command? (Choose two.)

- A. It allows users to retain all uncommitted changes when exiting exclusive configuration mode.
- B. It allows multiple users to edit private copies of the configuration concurrently.
- C. It causes the loss of all uncommitted changes when exiting exclusive configuration mode.
- D. It excludes other users from editing the configuration.

Correct Answer: CD

Section: Volume A

Explanation

Explanation/Reference:

QUESTION 13

Which command will display the active configuration?

- A. user@router> show configuration
- B. user@router# show
- C. user@router> show system configuration
- D. user@router> show system commit

Correct Answer: A

Section: Volume A

Explanation

Explanation/Reference:

QUESTION 14

Which three commands will cause a logical interface to go administratively down after being committed? (Choose three.)

- A. shutdown
- B. deactivate
- C. disable
- D. down
- E. delete

Correct Answer: BCE

Section: Volume A

Explanation

Explanation/Reference:

QUESTION 15

Which command returns a list of commands in which a given keyword is used throughout the Junos hierarchies?

- A. help topic
- B. help reference
- C. help apropos
- D. help tip



Correct Answer: C

Section: Volume A

Explanation

Explanation/Reference:

QUESTION 16

Which three statements are true regarding the candidate configuration? (Choose three.)

- A. The candidate configuration is a temporary configuration that might become the active configuration.
- B. A candidate configuration is initially populated with the configuration currently active on the system.
- C. Changes to the candidate configuration take effect immediately.
- D. The candidate configuration becomes the active configuration after a system reboot.
- E. The configure private command allows concurrent editing of a candidate configuration by multiple users.

Correct Answer: ABE

Section: Volume A

Explanation

Explanation/Reference:

QUESTION 17

-- Exhibit --

```
[edit]
user@router# show | compare
[edit protocols ospf area 0.0.0.0]
-   interface ge-0/0/0.0 {
-       disable;
-   }
[edit protocols ospf] area
0.0.0.0 { ... }
+   area 0.0.0.1 {
+       interface ge-0/0/0.0;
+   }
-- Exhibit --
```



Referring to the exhibit, what are two differences between the active and candidate configurations? (Choose two.)

- A. The ge-0/0/0 interface was added to the candidate configuration.
- B. Area 0 was added to the active configuration.
- C. Area 1 was added to the candidate configuration.
- D. The ge-0/0/0 interface was added to the active configuration.

Correct Answer: AC

Section: Volume A

Explanation

Explanation/Reference:

QUESTION 18

Which mode is used to allow only a single person to edit a configuration?

- A. configure batch
- B. configure private
- C. configure exclusive
- D. configure dynamic

Correct Answer: C

Section: Volume A

Explanation

Explanation/Reference:

QUESTION 19

Which information would you find using the CLI help function? (Choose two.)

- A. message of the day
- B. tip of the day



<https://vceplus.com/>

- C. explanation for specific system log error messages
- D. explanation for specific traceoptions log messages

Correct Answer: BC

Section: Volume A

Explanation

Explanation/Reference:

QUESTION 20

Which two statements are true of login classes? (Choose two.)

- A. Users can be members of multiple login classes.
- B. Login classes define authorization parameters for a user.
- C. There are five system-defined login classes.
- D. Login class permission flags can be overridden for certain commands.

Correct Answer: BD

Section: Volume A

Explanation

Explanation/Reference:

QUESTION 21

Which two statements are true regarding rescue configurations? (Choose two.)

- A. Once saved, a rescue configuration is loaded using the rollback 0 command.
- B. The rescue configuration must contain the minimal elements necessary to restore network connectivity.
- C. A minimal rescue configuration is defined by default.
- D. A rescue configuration must include a root password.

Correct Answer: BD

Section: Volume A

Explanation

Explanation/Reference:

QUESTION 22

-- Exhibit --
Amnesiac (ttyu0)

login:
-- Exhibit --

Which statement is correct about the information shown in the exhibit?

- A. The factory-default configuration is running on the device.
- B. The Junos OS was corrupted and did not boot correctly.
- C. The device was recently upgraded to a newer version of the Junos OS.
- D. The device's memory has been corrupted and no file system is present after a reboot.

Correct Answer: A

Section: Volume A

Explanation

Explanation/Reference:

QUESTION 23

Which two statements are true regarding the use of NTP clock synchronization? (Choose two.)

- A. The Junos OS supports client, server, and symmetric modes of NTP operation.
- B. Synchronized time on all network devices makes log messages more useful for troubleshooting.
- C. Authentication methods are not supported.
- D. The Junos OS must be used as the primary time reference.

Correct Answer: AB

Section: Volume A

Explanation

Explanation/Reference:

QUESTION 24

You are asked to change the cable on interface ge-2/1/3.

Which statement is correct?

- A. The cable is found on FPC 1, slot 3, and port 2.
- B. The cable is found on slot 1, port 2, and FPC 3.
- C. The cable is found on port 3, FPC 2, and slot 1.
- D. The cable is found on FPC 1, slot 2, and port 3.

Correct Answer: C

Section: Volume A

Explanation

Explanation/Reference:

QUESTION 25

Which interface type connects the control and forwarding planes on an MX Series device?

- A. fxp1
- B. fxp0
- C. me0
- D. ae1

Correct Answer: A

Section: Volume A

Explanation

Explanation/Reference:



QUESTION 26

Which command is used to restore a Junos device to its default state?

- A. load factory-default
- B. load override factory-default
- C. load replace default
- D. load set default

Correct Answer: A

Section: Volume A

Explanation

Explanation/Reference:

QUESTION 27

-- Exhibit --

```
{master:0}[edit interfaces]
user@switch# show
me0 { disable; unit 0 {
familyinet {
address 10.1.1.10/24;
}
}
}
```

-- Exhibit --

Administrators report that they are unable to access the management interface of the EX Series device shown in the exhibit.

Which command will resolve this problem?

- A. delete me0 disable
- B. activate me0
- C. set me0 unit 0 enable
- D. deactivate me0

Correct Answer: A

Section: Volume A

Explanation

Explanation/Reference:

QUESTION 28

Which statement is true about logical units?

- A. Logical units are similar to VLANs used by other vendors.
- B. A logical unit is required for transit interfaces.
- C. Frame Relay encapsulation supports one logical unit.
- D. Link speed and duplex are configured in the logical unit properties.

Correct Answer: B
Section: Volume A
Explanation

Explanation/Reference:

QUESTION 29

```
-- Exhibit --  
[edit system syslog]  
user@router# show  
host 152.170.10.10 {  
  any warning;  
}  
file changes {  
  change-log info;  
}  
-- Exhibit --
```



Referring to the exhibit, which two statements are true? (Choose two.)

- A. Any warning message will be sent to the 152.170.10.10 host.
- B. A warning message will be logged when the 152.170.10.10 host logs in.
- C. Changes to the device's internal temperatures will be logged.
- D. Changes to the configuration will be logged.

Correct Answer: AD
Section: Volume A
Explanation

Explanation/Reference:

QUESTION 30

Which command is used to load the rescue configuration?

- A. load override rescue
- B. rollback rescue
- C. load replace rescue-configuration
- D. rollback 49

Correct Answer: B

Section: Volume A

Explanation

Explanation/Reference:

QUESTION 31

Which two external authentication servers are supported for administrative access to a Junos device? (Choose two.)

- A. RADIUS
- B. LDAP
- C. ACE
- D. TACACS+

Correct Answer: AD

Section: Volume A

Explanation

Explanation/Reference:

QUESTION 32

-- Exhibit --

```
user@router> restart
```

```
^
```

unknown command.

-- Exhibit --

You are investigating routing problems on a device running the Junos OS. You receive the error shown in the exhibit when you attempt to restart the routing process.

Which statement describes the problem?



- A. You have typed an invalid command.
- B. You must be in configuration mode to restart the routing process.
- C. You do not have permission to restart the routing process.
- D. You must wait until close of business to restart the routing process, based on user-defined policy.

Correct Answer: C

Section: Volume A

Explanation

Explanation/Reference:

QUESTION 33

At which command prompt would you issue the set date <date> command?

- A. [edit chassis]
user@router# B.
- [edit]
user@router# C.
- [edit system]
user@router# D.
- user@router>



Correct Answer: D

Section: Volume A

Explanation

Explanation/Reference:

QUESTION 34

You must apply the family inet configuration parameter only to Gigabit Ethernet interfaces that are in FPC 2.

Which output applies to this configuration?

- A. [edit groups]user@router#
show

```
ge-int {  
  interfaces {  
    <ge-*> {  
      unit 0 {  
        family inet;  
      }  
    }  
  }  
}
```

B. [edit groups]user@router#

```
show  
ge-int {  
  interfaces {  
    { <*> { unit  
      0 {  
        family inet;  
      }  
    }  
  }  
}
```

C. [edit groups]user@router#

```
show  
ge-int {  
  interfaces {  
    <*-2/*/*> {  
      unit 0 {  
        family inet;  
      }  
    }  
  }  
}
```

D. [edit groups]user@router#

```
show  
ge-int {  
  interfaces {  
    <ge-2/*> {  
      unit 0 {  
        family inet;  
      }  
    }  
  }  
}
```



```
}  
}  
}
```

Correct Answer: D

Section: Volume A

Explanation

Explanation/Reference:

QUESTION 35

-- Exhibit --

```
[edit interfaces ge-0/0/1]  
user@router# show  
unit 100 { vlan-id 100;  
family inet {  
address 10.1.1.1 /24;  
}  
}
```



```
[edit      interfaces      ge-0/0/1]  
user@router# commit check  
[edit interfaces ge-0/0/1]  
'unit 100'
```

Only unit 0 is valid for this
encapsulation error: configuration check-
out failed -- Exhibit --

Referring to the exhibit, you are unable to commit the configuration for the ge-0/0/1 interface.

What must you do to commit the configuration?

- A. You must set the vlan-tagging parameter under the [edit interfaces ge-0/0/1] hierarchy.
- B. You must use the rename command to change unit 100 to unit 0.
- C. You must set the encapsulation flexible-ethernet-services parameter under the [edit interfaces ge-0/0/1] hierarchy.
- D. You must set the encapsulation vlan-ccc parameter under the [edit interfaces ge-0/0/1 unit 100] hierarchy.

Correct Answer: A
Section: Volume A

Explanation

Explanation/Reference:

QUESTION 36

You are asked to configure the configuration archival feature on your Junos devices.

Which two transfer methods are available? (Choose two.)

- A. TFTP
- B. FTP
- C. SCP
- D. SFTP

Correct Answer: BC
Section: Volume A
Explanation



Explanation/Reference:

QUESTION 37

-- Exhibit --

```
user@router> show system alarms 1
```

```
alarms currently active
```

Alarm time	Class	Description
------------	-------	-------------

2013-09-14 23:54:01 UTC	Minor	Rescue configuration is not set -
-------------------------	-------	-----------------------------------

- Exhibit --

Which command will resolve the problem shown in the exhibit?



<https://vceplus.com/>

- A. user@router> request system configuration rescue save
- B. user@router# request system configuration rescue save
- C. user@router> file copy current /config/rescue.conf
- D. user@router# file copy current /config/rescue.conf

Correct Answer: A

Section: Volume A

Explanation

Explanation/Reference:



QUESTION 38

Which command displays only the interfaces that are operationally and administratively up?

- A. show interfaces terse | match up
- B. show interfaces terse | match down
- C. show interfaces terse | except up
- D. show interfaces terse | except down

Correct Answer: D

Section: Volume A

Explanation

Explanation/Reference:

QUESTION 39

To which directory does the Junos OS write traceoptions files?

- A. /var/tmp/
- B. /var/
- C. /var/log/
- D. /var/home/<username>/

Correct Answer: C

Section: Volume A

Explanation

Explanation/Reference:

QUESTION 40

Which command gracefully shuts down the Junos OS?

- A. request system reboot
- B. request system logout
- C. request system halt
- D. restart gracefully



Correct Answer: C

Section: Volume A

Explanation

Explanation/Reference:

QUESTION 41

Which action does the ping 172.18.1.1 size 5 command perform?

- A. It sends only five ping requests to the 172.18.1.1 destination.
- B. It sends a continuous ping with a packet length of five bytes to the 172.18.1.1 destination.
- C. It sends five rapid ping requests to the 172.18.1.1 destination.

D. It sends a continuous rapid ping with a packet length of five bytes to the 172.18.1.1 destination.

Correct Answer: B

Section: Volume A

Explanation

Explanation/Reference:

QUESTION 42

Which command displays the current temperature of a Junos device's components?

- A. show chassis temperature-thresholds
- B. show chassis environment
- C. show chassis hardware
- D. show chassis alarms

Correct Answer: B

Section: Volume A

Explanation

Explanation/Reference:



QUESTION 43

Which command would you use to view interface usage details in real time?

- A. show interfaces terse
- B. show interfaces extensive
- C. monitor interface traffic
- D. monitor traffic interface

Correct Answer: C

Section: Volume A

Explanation

Explanation/Reference:

QUESTION 44

Which two commands are used during the password recovery process? (Choose two.)

- A. clear system login
- B. boot -s
- C. recovery
- D. delete system root-authentication

Correct Answer: BC

Section: Volume A

Explanation

Explanation/Reference:

QUESTION 45

You receive an alarm that your Junos device is experiencing problems regarding temperature.

Which two commands would you use to investigate this problem? (Choose two.)

- A. show chassis hardware
- B. show chassis temperature-thresholds
- C. show chassis pic fpc-slot <value> pic-slot <value>
- D. show chassis environment

Correct Answer: BD

Section: Volume A

Explanation

Explanation/Reference:

QUESTION 46

-- Exhibit --

[edit interfaces ge-0/0/6]

user@router# show

unit 0 {

family inet {


```
address      172.16.10.100/24;  
address 172.16.10.101/24;  
}  
}
```

-- Exhibit --

You have two IP addresses configured on the ge-0/0/6 interface, as shown in the exhibit. You want to select the 172.16.10.101 address as the source address for packets sent from this interface to hosts on a remote subnet.

Which parameter would you add to the 172.16.10.101 address to complete this task?

- A. preferred
- B. broadcast
- C. primary
- D. arp 172.16.10.101

Correct Answer: A

Section: Volume A

Explanation

Explanation/Reference:



QUESTION 47

Which routing instance type is used to facilitate filter-based forwarding?

- A. VRF
- B. FBF
- C. forwarding
- D. no-forwarding

Correct Answer: C

Section: Volume A

Explanation

Explanation/Reference:

QUESTION 48

Which two statements are true about static routes in the Junos OS? (Choose two.)

- A. Static routes are defined at the [edit routing-instances] hierarchy.
- B. Static routes must have a next hop defined.
- C. Static routes remain in the routing table until you remove them or until they become inactive.
- D. Static routes are learned by neighboring devices and added to their routing tables.

Correct Answer: BC

Section: Volume A

Explanation

Explanation/Reference:

QUESTION 49

Which configuration parameter on a Junos device alters the default next-hop resolution behavior of a static route?

- A. no-readvertise
- B. resolve
- C. preference
- D. passive



Correct Answer: B

Section: Volume A

Explanation

Explanation/Reference:

QUESTION 50

Which two statements are true regarding route preference? (Choose two.)

- A. Lower preference values are more preferred than higher preference values.
- B. You can modify the default preference values for any of the routing information sources.
- C. By default, a static route is more preferred than a RIP route.
- D. A static route is always preferred over a direct route.

Correct Answer: AC

Section: Volume A

Explanation

Explanation/Reference:

QUESTION 51

Which two statements are true regarding routing tables? (Choose two.)

- A. The routing table is populated by the forwarding table.
- B. Devices running the Junos OS can accommodate multiple routing tables.
- C. Information learned from routing protocols is stored in the routing table.
- D. The primary routing table for IPv4 unicast routes is inet.4.

Correct Answer: BC

Section: Volume A

Explanation

Explanation/Reference:



QUESTION 52

Which two statements are correct when you use the reject parameter as the next-hop value for a static route? (Choose two.)

- A. The packet is dropped and the packet's source is marked with the no-readvertise parameter.
- B. The system sends the packet back to the source.
- C. The packet is dropped from the network.
- D. The system sends an ICMP message back to the source of the packet.

Correct Answer: CD

Section: Volume A

Explanation

Explanation/Reference:

QUESTION 53

Which routing table stores IPv4 unicast routes and is used by multicast routing protocols to prevent loops?

- A. inet.0
- B. inet.1
- C. inet.2
- D. inet.3

Correct Answer: C
Section: Volume A
Explanation

Explanation/Reference:

QUESTION 54

Which source of routing information is preferred by default?

- A. OSPF internal
- B. OSPF external
- C. IS-IS Level 1
- D. IS-IS Level 2

Correct Answer: A
Section: Volume A

Explanation

Explanation/Reference:

QUESTION 55

What are two routing requirements for a device to communicate with another device? (Choose two.)





<https://vceplus.com/>

- A. end-to-end communications path
- B. hosts on the same Layer 2 broadcast domain
- C. hosts on the same Layer 3 broadcast domain
- D. routing information on participating Layer 3 devices

Correct Answer: AD

Section: Volume A

Explanation

Explanation/Reference:

QUESTION 56

-- Exhibit --

inet.0: 4 destinations, 4 routes (4 active, 0 holddown, 0 hidden) +
= Active Route, - = Last Active, * = Both

172.23.10.0/24 *[Direct/0] 21:59:56

>via ge-0/0/6.0

172.23.10.100/32 *[Local/0] 22:00:10

Local via ge-0/0/6.0

172.23.12.0/24 *[Static/5] 00:01:36

>to 172.23.10.1 via ge-0/0/6.0

172.23.15.0/24 *[Static/5] 00:01:36

>to 172.23.10.1 via ge-0/0/6.0 -

- Exhibit --



Users are unable to access resources in the 172.23.14.0/24 subnet. Referring to the exhibit, which two actions would solve this problem? (Choose two.)

- A. Configure a separate routing instance.
- B. Configure a default static route.
- C. Configure a static route to 172.23.14.0/24.
- D. Configure the existing routes to resolve the indirect next hop.

Correct Answer: BC

Section: Volume A

Explanation

Explanation/Reference:

QUESTION 57

What are three types of routing instances? (Choose three.)

- A. VPN
- B. virtual-router
- C. policy
- D. VRF
- E. forwarding



Correct Answer: BDE

Section: Volume A

Explanation

Explanation/Reference:

QUESTION 58

Which two statements describe the forwarding table in the Junos OS? (Choose two.)

- A. The forwarding table contains all known routes.
- B. The forwarding table stores a subset of information from the routing table.

- C. Junos devices use the forwarding table to compare incoming packets against existing entries to determine the next hop.
- D. If multiple matches exist, the forwarding table uses the least-specific entry to forward packets toward the destination.

Correct Answer: BC

Section: Volume A

Explanation

Explanation/Reference:

QUESTION 59

-- Exhibit --

```
[edit routing-options] user@router#
```

```
show
```

```
static { route 0.0.0.0/0 { next-  
hop 10.1.1.1; qualified-next-  
hop 10.1.1.254 { preference 4;  
    }  
    }  
}
```

```
}
```

-- Exhibit --



Assuming both paths shown in the exhibit are available, which statement is correct?



A.

Traffic matching the default route will use 10.1.1.1 as the next hop.

B. Traffic matching the default route will use 10.1.1.254 as the next hop.

C. Traffic matching the default route will be load-balanced per packet across both next hops.

D. Traffic matching the default route will be load-balanced per flow across both next hops.

Correct Answer: B

Section: Volume B

Explanation

Explanation/Reference:

QUESTION 60

Which command will silently drop a matching packet?

A. set routing-options static route 10.1.1.1/32 no-retain

B. set routing-options static route 10.1.1.1/32 discard

C. set routing-options static route 10.1.1.1/32 reject

D. set routing-options static route 10.1.1.1/32 passive



Correct Answer: B

Section: Volume B

Explanation

Explanation/Reference:

QUESTION 61

Which command will drop a matching packet and send out a notification message?

A. set routing-options static route 10.1.1.1/32 no-retain

B. set routing-options static route 10.1.1.1/32 discard

C. set routing-options static route 10.1.1.1/32 reject

D. set routing-options static route 10.1.1.1/32 no-install

Correct Answer: C

Section: Volume B

Explanation

Explanation/Reference:

QUESTION 62

Which statement is correct about policies in the Junos OS?

- A. Import policies are used to filter routes from the routing table to the forwarding table.
- B. Import policies are used to filter routes destined for the routing table.
- C. Import policies are used to filter routes being sent to neighboring devices.
- D. Import policies are used to filter traffic entering the device.

Correct Answer: B

Section: Volume B

Explanation

Explanation/Reference:



QUESTION 63

Which statement is correct about policies in the Junos OS?

- A. Export policies are used to filter routes from the RE forwarding table to the PFE forwarding table.
- B. Export policies are used to filter routes destined for the routing table.
- C. Export policies are used to filter routes being sent to neighboring devices.
- D. Export policies are used to filter traffic leaving the device.

Correct Answer: C

Section: Volume B

Explanation

Explanation/Reference:

QUESTION 64

C.

What is the default action for firewall filters?

- A. accept
- B. reject
discard
- D. log

Correct Answer: C

Section: Volume B

Explanation

Explanation/Reference:

QUESTION 65

What is the purpose of unicast reverse path forwarding?

- A. to validate packet receipt on interfaces where the traffic should be received
- B. to forward packets out the interfaces where the traffic should be received
- C. to forward packets out the interfaces where the traffic should be sent
- D. to validate packet receipt on interfaces where the traffic should be sent

Correct Answer: A

Section: Volume B

Explanation

Explanation/Reference:

QUESTION 66

Which two statements are correct about firewall filters in the Junos OS? (Choose two.)

- A. Firewall filters are stateless.
- B. Firewall filters are used to control routing information that is exchanged between devices.
- C. Firewall filters are used to control traffic passing through the device.
- D. Firewall filters can only be applied to traffic entering the device.

Correct Answer: AC

Section: Volume B

Explanation

Explanation/Reference:

QUESTION 67

Which two firewall filter actions will terminate the processing and evaluation of a packet?
(Choose two.)

- A. permit
- B. accept C. deny
- D. discard

Correct Answer: BD

S
e
c
t
i
o
n
:
V
o
l
u
m
e
B
E
x
p
l
a
n
a
t

E.

i
o
n

Explanation/Reference:

QUESTION 68

Which two statements are true regarding routing policy processing? (Choose two.)

- A. The Junos OS verifies the match criteria of each policy in order and performs the associated action when a match occurs.
- B. Policies are evaluated from right to left as displayed in the Junos OS configuration file.
- C. Policies are evaluated based on the order in which they are applied to a routing protocol.
- D. Policy processing stops once the last statement in the policy is evaluated.

Correct Answer: AC

Section: Volume B

Explanation



Explanation/Reference:

QUESTION 69

What are three firewall filter terminating actions? (Choose three.)

- A. accept
- B. log
- C. reject
- D. discard
drop

Correct Answer: ACD **Section:** Volume B

Explanation

Explanation/Reference:

QUESTION 70

Which command will apply a policy to redistribute static routes into OSPF?

- A. set protocols ospf import static-routes
- B. set protocols ospf export static-routes
- C. set routing-options static defaults readvertise
- D. set routing-options static route 0.0.0.0/0 readvertise

Correct Answer: B

Section: Volume B

Explanation

Explanation/Reference:

QUESTION 71

-- Exhibit --

```
[edit firewall family inet filter input-filter] user@router#  
show term my-policy { from {  
  source-address {  
    151.43.62.0/24;  
  }  
}  
}  
then {  
  count;  
}  
}  
term else { then { discard;  
}  
}  
}  
-- Exhibit --
```

Which two tasks are accomplished by the firewall filter shown in the exhibit? (Choose two.)

- A. Traffic matching the my-policy term will be counted and accepted.
- B. Traffic matching the my-policy term will be counted and discarded.

G.

C. Traffic not matching the my-policy term will be discarded.

D. Traffic not matching the my-policy term will be accepted.

Correct Answer: AC Section:

Volume B Explanation

Explanation/Reference:

QUESTION 72

-- Exhibit --

```
[edit          policy-options]
user@router# show policy-
statement my-policy { term 1 {
from {
route-filter 172.27.0.0/24 longer;
}
}
then reject;
}
-- Exhibit --
```



Which statement is correct about the policy shown in the exhibit?

A. All routes are accepted.

B. All routes are rejected.

C. A 172.27.0.0/24 route will be accepted.

D. A 172.27.0.0/16 route will be accepted.

Correct Answer: B Section: Volume B

Explanation

Explanation/Reference:

QUESTION 73

```
-- Exhibit -policy-options {  
policy-statement example-pol {  
term 1 {  
    from { protocol static;  
route-filter 10.1.0.0/16 exact;  
    }  
then { preference 6; accept;  
    }  
term 2 { from { protocol static; route-filter 10.1.1.0/24 longer;  
    }  
then { preference 7; accept;  
    }  
term 3 { from { protocol static; route-filter 10.1.0.0/16 upto /24;  
    }  
then { preference 8; accept;  
    }  
term 4 { then accept;  
    }  
}  
-- Exhibit --
```



Referring to the exhibit, if the static route with prefix 10.1.1.0/24 is evaluated against the routing policy, which preference value will be set?

- A. The preference will be 6.
- B. The preference will be 7.
- C. The preference will be 8.
- D. The preference will be the default for static routes.

Correct Answer: C

Section: Volume B

Explanation

Explanation/Reference:

QUESTION 74

-- Exhibit --

```
[edit policy-options policy-statement my-policy]
user@router# show term reject {
then reject;
}
term match { from { protocolbgp;
route-filter 10.10.10.0/24 exact;
}
}
}
-- Exhibit --
```

Referring to the exhibit, you must move the match term above the reject term.

Which command would accomplish this task?



<https://vceplus.com/>

- A. set term match from policy reject
- B. up 1 copy policy-statement my-policy term match to term before-reject
- C. activate term match to policy
- D. insert term match before term reject

Correct Answer: D

Section: Volume B Explanation

Explanation/Reference:

QUESTION 75

-- Exhibit --

Time	Filter	Action	Interface	Protocol	Src Addr	Dest Addr
14:52:51	select-telnet	A	local	TCP	192.168.10.1	192.168.209.2
14:52:51	select-telnet	A	local	TCP	192.168.10.1	192.168.209.2
14:52:46	select-telnet	A	local	TCP	192.168.10.1	192.168.209.2
14:52:46	select-telnet	A	local	TCP	192.168.10.1	192.168.209.2
14:52:46	select-telnet	A	local	TCP	192.168.10.1	192.168.209.2
14:52:46	select-telnet	A	local	TCP	192.168.10.1	192.168.209.2
14:52:46	select-telnet	A	local	TCP	192.168.10.1	192.168.209.2
14:41:41	pfe	A	local	TCP	192.168.10.1	192.168.209.2
14:41:41	pfe	A	local	TCP	192.168.10.1	192.168.209.2
14:41:36	pfe	A	local	TCP	192.168.10.1	192.168.209.2
14:41:36	pfe	A	local	TCP	192.168.10.1	192.168.209.2
14:41:36	pfe	A	local	TCP	192.168.10.1	192.168.209.2
14:41:36	pfe	A	local	TCP	192.168.10.1	192.168.209.2

-- Exhibit --

Which command produces the output shown in the exhibit?

- A. show firewall counter telnet-counter filter select-telnet
- B. show firewall log
- C. show log messages
- D. show services accounting usage

Correct Answer: B

Section: Volume B

Explanation

Explanation/Reference:

QUESTION 76

Which two statements are true about firewall filter configurations? (Choose two.)

- A. Multiple action modifiers can be included in the same term.
- B. Only a single action modifier can be included in the same term.
- C. The default term within a firewall filter uses the discard action.
- D. The default term within a firewall filter uses the reject action.

Correct Answer: AC **Section:** Volume B **Explanation**

Explanation/Reference:

QUESTION 77

Which two statements are true about firewall filter configurations? (Choose two.)

- A. Multiple action modifiers can be included in the same term.
- B. Only a single action modifier can be included in the same term.
- C. If an action modifier exists without a terminating action, matching packets will be accepted.
- D. If an action modifier exists without a terminating action, matching packets will be discarded.

Correct Answer: AC **Section:** Volume B **Explanation**

Explanation/Reference:

QUESTION 78

You have configured a firewall filter with a single term matching on packets with a source address in the 10.0.0.0/24 subnet. This term only includes the count action.

Which two statements are true about traffic evaluated by this firewall filter? (Choose two.)

- A. Packets outside the 10.0.0.0/24 subnet will be accepted.
- B. Packets outside the 10.0.0.0/24 subnet will be rejected.
- C. Packets outside the 10.0.0.0/24 subnet will be counted.
- D. Packets outside the 10.0.0.0/24 subnet will not be counted.

Correct Answer: BD

Section: Volume B **Explanation**

Explanation/Reference:

QUESTION 79

You have configured a firewall filter with a single term matching on packets with a source address in the 10.0.0.0/24 subnet. This term only includes the count action.

Which two statements are true about traffic evaluated by this firewall filter? (Choose two.)

- A. Packets within the 10.0.0.0/24 subnet will be accepted.
- B. Packets within the 10.0.0.0/24 subnet will be rejected.
- C. Packets within the 10.0.0.0/24 subnet will be counted.
- D. Packets within the 10.0.0.0/24 subnet will not be counted.

Correct Answer: AC

Section: Volume B Explanation

Explanation/Reference:

QUESTION 80

The IP address 192.168.100.1 belongs to which class of IP address space?

- A. Class A
- B. Class B
- C. Class C
- D. Class D

Correct Answer: C

Section: Volume B Explanation

Explanation/Reference:

QUESTION 81

Which word starts a command to add configuration on a Junos device?

- A. get
- B. set
- C. put
- D. show

Correct Answer: B

Section: Volume B

Explanation

Explanation/Reference:

QUESTION 82

Which word starts the command to remove configuration elements on a Junos device?

- A. undo
- B. remove
- C. delete
- D. unset

Correct Answer: C

Section: Volume B

Explanation

Explanation/Reference:



QUESTION 83

After editing to your device's configuration, which command must you enter to activate the configuration changes?

- A. set
- B. copy candidate active
- C. apply-config
- D. commit

Correct Answer: D

Section: Volume B Explanation

Explanation/Reference:

QUESTION 84

What is the decimal equivalent of 00000110?

- A. 2 B. 4
- C. 6
- D. 11

Correct Answer: C
Section: Volume B

Explanation

Explanation/Reference:

QUESTION 85

Which CLI mode allows you to make configuration changes?

- A. enable mode
- B. configuration mode
- C. operational mode
- D. active mode

Correct Answer: B
Section: Volume B



Explanation

Explanation/Reference:

QUESTION 86

Which command do you use to navigate to [edit interfaces]?

- A. cd interfaces
- B. dir edit interfaces
- C. edit interfaces
- D. interfaces

Correct Answer: C
Section: Volume B

Explanation

Explanation/Reference:

QUESTION 87

Which command will display the contents of the forwarding table?

- A. show route forwarding-table
- B. show forwarding
- C. show configuration
- D. show interfaces

Correct Answer: A

Section: Volume B

Explanation

Explanation/Reference:



QUESTION 88

Which operating system do Juniper Networks MX Series routers use?

- A. IOS
- B. MX-OS
- C. UNIX
- D. Junos OS

Correct Answer: D

Section: Volume B Explanation

Explanation/Reference:

QUESTION 89

Which command do you use to go from the shell prompt to the CLI prompt?

- A. run cli

- B. cli
- C. start cli
- D. edit

Correct Answer: B

Section: Volume B

Explanation

Explanation/Reference:

QUESTION 90

What are two Junos processes? (Choose two.)

- A. OSPF SPF daemon (ospfd)
- B. SNMP daemon (snmpd)
- C. BGP daemon (bgpd)
- D. Routing protocols daemon (rpd)

Correct Answer: BD

Section: Volume B Explanation

Explanation/Reference:

QUESTION 91

On which operating system is the Junos OS based?

- A. ScreenOS
- B. Solaris
- C. FreeBSD
- D. HP-UX

Correct Answer: C

Section: Volume B

Explanation



Explanation/Reference:

QUESTION 92

What is an advantage of multiple software processes running in the Junos OS?



<https://vceplus.com/>

- A. Each process has its own protected memory space.
- B. Each process is started manually by the user at boot.
- C. All processes are dependent on each other.
- D. Multiple processes allow each routing protocol to be independent.



Correct Answer: A

Section: Volume B

Explanation

Explanation/Reference:

QUESTION 93

Which two statements are true regarding the role of the Routing Engine (RE)? (Choose two.)

- A. The RE controls and monitors the chassis.
- B. The RE manages the Packet Forwarding Engine (PFE).
- C. The RE receives a copy of the forwarding table from the forwarding plane.
- D. The RE implements class of service (COS).

Correct Answer: AB Section: Volume B

Explanation

Explanation/Reference:

QUESTION 94

Which statement is true regarding the Junos OS?

- A. All platforms running the Junos OS separate the functions of learning and flooding.
- B. All platforms running the Junos OS separate the functions of control and forwarding.
- C. All platforms running the Junos OS separate the functions of routing and bridging.
- D. All platforms running the Junos OS separate the functions of management and routing.

Correct Answer: B

Section: Volume B

Explanation

Explanation/Reference:

QUESTION 95

Which statement is true about the forwarding plane?

- A. The forwarding plane is the intelligence of the platform.
- B. The forwarding plane is based on an X86 architecture.
- C. The forwarding plane maintains the routing tables, bridging table, and primary forwarding table.
- D. The forwarding plane implements policers, stateless firewall filters, and class of service.

Correct Answer: D

Section: Volume B

Explanation

Explanation/Reference:

QUESTION 96

Which statement is true regarding the forwarding plane?

- A. The forwarding plane is contained within the Routing Engine (RE).
- B. The forwarding plane processes and evaluates exception traffic.
- C. The forwarding plane contains the Packet Forwarding Engine (PFE).

D. The forwarding plane is not present on all platforms running the Junos OS.

Correct Answer: C

Section: Volume B

Explanation

Explanation/Reference:

QUESTION 97

Which statement is true about the forwarding plane?

- A. It uses ASICs for increased performance.
- B. It is the intelligence of the platform.
- C. It maintains the routing tables.
- D. It is based on an x86 architecture.

Correct Answer: A

Section: Volume B

Explanation

Explanation/Reference:



QUESTION 98

By default, which character indicates the configuration mode prompt?

- A. #
- B. >
- C. \$
- D. %

Correct Answer: A

Section: Volume B

Explanation

Explanation/Reference:

QUESTION 99

By default, which character indicates the UNIX shell prompt?

- A. #
- B. >
- C. \$
- D. %

Correct Answer: D

Section: Volume B Explanation

Explanation/Reference:

QUESTION 100

How do you ping from configuration mode?

- A. [edit interfaces] user@router# run ping 1.1.1.1 B. [edit interfaces] user@router# ping 1.1.1.1 C. [edit interfaces] user@router# up ping 1.1.1.1 D. [edit interfaces] user@router# exit ping 1.1.1.1

Correct Answer: A

Section: Volume B

Explanation

Explanation/Reference:

QUESTION 101

Which two commands will successfully create ping traffic? (Choose two.)

- A. user@router# ping 10.10.10.1
- B. user@router# run ping 10.10.10.1
- C. user@router> ping 10.10.10.1
- D. user@router> request ping 10.10.10.1

Correct Answer: BC **Section:** Volume B Explanation

Explanation/Reference:

QUESTION 102

Which command is used to display all output at once?

- A. show interfaces | all
- B. show interfaces | no-more
- C. show interfaces | hold
- D. show interfaces | display-all

Correct Answer: B

Section: Volume B

Explanation

Explanation/Reference:

QUESTION 103

Which CLI keyboard sequence allows you to move the cursor to the beginning of the line?

- A. Ctrl+e
- B. Ctrl+p
- C. Ctrl+w
- D. Ctrl+a



Correct Answer: D

Section: Volume B

Explanation

Explanation/Reference:

QUESTION 104

Which two statements apply when a user has entered private configuration mode by typing configure private? (Choose two.)

- A. All users have their own active configuration.
- B. All users have their own private candidate configuration.
- C. When a user commits, all nonconflicting changes made by all users are committed.
- D. When a user commits, only the user's own changes are committed.

Correct Answer: BD

Section: Volume B Explanation

Explanation/Reference:

QUESTION 105

Which two statements are true when using the configure exclusive CLI command? (Choose two.)

- A. Multiple users can enter configuration mode and have their own private configuration.
- B. When a user commits, only the user's changes are committed.
- C. A message indicates which other users are in configuration mode and what portion of the configuration they are editing.
- D. Only a single user can edit the configuration.

Correct Answer: BD

Section: Volume B Explanation

Explanation/Reference:



QUESTION 106

How do you save the current candidate configuration in the set format to permanent storage media?

- A. [edit] user@router# show | set | save /var/tmp/current.conf B. [edit] user@router# show | compare set | save /var/tmp/current.conf C. [edit] user@router# save /var/tmp/current.conf | display set D. [edit] user@router# show | display set | save /var/tmp/current.conf

Correct Answer: D

Section: Volume B Explanation

Explanation/Reference:

QUESTION 107

You configured an interface with an IP address and committed the change. You then committed a change that added an exception in a firewall filter to allow this network through the filter. You realize that this work was done on the wrong router.

How do you undo all these changes?

- A. rollback 2 B. rollback 1 C. rollback 0
- D. rollback 3

Correct Answer: A

Section: Volume B

Explanation

Explanation/Reference:

QUESTION 108

You have just issued the command `user@router# save current.conf`.

Assuming the default settings, where in the file system is `current.conf` saved?

- A. `/var/tmp/`
- B. `/var/config/saved/`
- C. `/var/home/user/`
- D. `/config/`



Correct Answer: C

Section: Volume B

Explanation

Explanation/Reference:

QUESTION 109

Using the command, `user@router# load override latest.conf`, where in the file system will the `latest.conf` be located?

- A. `/var/home/user/`
- B. `/var/config/saved/`
- C. `/var/tmp/`
- D. `/config/`

Correct Answer: A

Section: Volume B

Explanation

Explanation/Reference:

QUESTION 110

What does the command `show | compare rollback 1 display`?

- A. the difference between the current candidate configuration and the candidate configuration from one commit ago
- B. the difference between the current active configuration and the current candidate configuration
- C. the difference between the current active configuration and the active configuration from one commit ago
- D. the difference between the current candidate configuration and the archived configuration from one commit ago

Correct Answer: D

Section: Volume B Explanation

Explanation/Reference:



QUESTION 111

How do you write the current candidate configuration to the permanent storage media?

- A. `[edit] user@router# save /var/tmp/current.conf` B. `[edit] user@router# write /var/tmp/current.conf` C. `[edit] user@router# commit /var/tmp/current.conf` D. `[edit] user@router# dump /var/tmp/current.conf`

Correct Answer: A

Section: Volume B Explanation

Explanation/Reference:

QUESTION 112

Which J-Web tab do you use to add licenses to the device?



<https://vceplus.com/>

- A. "Configure"
- B. "Troubleshoot"
- C. "Monitor"
- D. "Maintain"

Correct Answer: D

Section: Volume B Explanation

Explanation/Reference:



QUESTION 113

Which three functions are available under the "Maintain" tab of J-Web? (Choose three.)

- A. download and delete log files
- B. view real-time statistics of interfaces
- C. reboot the system
- D. view and add licenses
- E. edit security settings

Correct Answer: ACD

Section: Volume B Explanation

Explanation/Reference:

QUESTION 114

Which two statements are true about the primary address on an interface? (Choose two.)

- A. It is the address used by default as the local address for broadcast and multicast packets sourced locally and sent out of the interface.
- B. You use the primary address when you have multiple IP addresses belonging to the same subnet on the same interface.
- C. It can be useful for selecting the local address used for packets sent out of unnumbered interfaces when multiple non-127 addresses are configured on the loopback interface.
- D. By default, the primary address on an interface is selected as the numerically highest local address configured on the interface.

Correct Answer: AC

Section: Volume B Explanation

Explanation/Reference:

QUESTION 115

What are three physical interface properties? (Choose three.)

- A. payload scrambling
- B. virtual circuit identifier
- C. FCS
- D. link speed
- E. IP address



Correct Answer: ACD

Section: Volume B Explanation

Explanation/Reference:

QUESTION 116

Which two commands may be used when configuring an IP address for a Gigabit Ethernet interface? (Choose two.)

- A. set interfaces ge-0/0/0.0 address 10.1.1.1/24
- B. set interfaces ge-0/0/0.0 family inet address 10.1.1.1/24
- C. set interfaces ge-0/0/0 unit 0 family inet address 10.1.1.1/24
- D. set interfaces ge-0/0/0 address 10.1.1.1/24

Correct Answer: BC

Section: Volume B Explanation

Explanation/Reference:

QUESTION 117

You accidentally configured interface so-0/0/0.0 with /32 instead of /30.

Which two solutions could you use to correct this configuration? (Choose two.)

A. [edit interfaces so-0/0/0.0] user@router# replace family inet address /32 with /30 B. [edit interfaces so-0/0/0.0] user@router# rename family inet address /32 to address /30 C. [edit] user@router# replace interface so-0/0/0.0 family inet address /32 with address /30 D. [edit interfaces so-0/0/0.0] user@router# delete family inet address user@router# set family inet address /30

Correct Answer: BD Section: Volume B Explanation

Explanation/Reference:

QUESTION 118

Which three user authentication methods are supported by the Junos OS? (Choose three.)

- A. RADIUS
- B. CHAP
- C. local user database
- D. TACACS+
- E. PAP

Correct Answer: ACD Section: Volume B Explanation

Explanation/Reference:

QUESTION 119

Which user authentication method is supported by the Junos OS as a last resort alternative?

- A. TACACS+
- B. RADIUS
- C. local user database

D. enable password

Correct Answer: C

Section: Volume B Explanation

Explanation/Reference:

QUESTION 120

Which two external authentication methods are supported by the Junos OS for user authentication? (Choose two.)

- A. RADIUS
- B. KERBEROS
- C. IPsec
- D. TACACS+

Correct Answer: AD

Section: Volume B Explanation

Explanation/Reference:



QUESTION 121

The authentication order configuration on your M120 includes the settings tacplus and radius (in that order), but does not include the password parameter. You attempt to log in to the device, but the network containing the authentication servers is currently down.

Which statement is true about your login attempt?

- A. The login attempt is rejected.
- B. The login attempt is automatically accepted after the authentication servers' timeout value is reached, since there are no other authentication methods available.
- C. The M120 automatically tries authenticating locally on the device after the authentication servers' timeout value is reached.
- D. The M120 automatically tries authenticating locally on the device before using external authentication.

Correct Answer: C

Section: Volume B

Explanation

Explanation/Reference:

QUESTION 122

You have been asked to configure a login class that will permit its users to view and edit the configuration. The class should allow a user to view the entire configuration, but only to edit the interfaces, routing-options, and protocols hierarchies.

Which configuration accomplishes this login class?

- A. permissions [view-configuration clear network view]; allow-configuration "(interfaces) | (routing-options) | (policy-options) | (protocols)"; B. permissions [view-configuration clear network view]; allow-commands "(configure)"; C. permissions [view-configuration clear network view]; allow-commands "(configure)"; allow-configuration "(interfaces) | (routing-options) | (protocols)"; D. permissions [clear network view]; allow-commands "(configure)"; allow-configuration "(interfaces) | (routing-options) | (protocols)";

Correct Answer: C

Section: Volume B

Explanation

Explanation/Reference:

**QUESTION 123**

Which two login-class permissions could permit a user to view the system hierarchy of the active configuration? (Choose two.)

- A. system permission
- B. view-configuration permission
- C. network permission
- D. super-user permission

Correct Answer: AB Section: Volume B

Explanation

Explanation/Reference:

QUESTION 124

Which login class permission will allow a user to use the telnet utility?

- A. network permission
- B. maintenance permission
- C. supervisor permission
- D. shell permission

Correct Answer: A

Section: Volume B Explanation

Explanation/Reference:

QUESTION 125

Which two statements are true regarding trace options on Junos devices? (Choose two.)

- A. You can see the contents of the log file by entering the show log <filename> command.
- B. Trace options will send information to your screen automatically.
- C. Trace options are limited to one protocol at a time.
- D. The file name and a set of flags may be specified when enabling traceoptions.

Correct Answer: AD **Section:** Volume B

Explanation

Explanation/Reference:

QUESTION 126

Which directory does the Junos OS use to store syslog information by default?

- A. /var/messages
- B. /var/syslog
- C. /var/tmp
- D. /var/log

Correct Answer: D

Section: Volume B Explanation

Explanation/Reference:

QUESTION 127

Which statement is true regarding syslog on Junos devices?

- A. No logging is enabled by default.
- B. By default, the information is stored in a file named events.
- C. Only the message severity level must be configured.
- D. You can configure the router to send log messages to the console.

Correct Answer: D

Section: Volume B Explanation

Explanation/Reference:

QUESTION 128

What is the default SNMP permission level on Junos devices?

- A. read
- B. read-write
- C. read-only
- D. write



Correct Answer: C

Section: Volume B Explanation

Explanation/Reference:

QUESTION 129

Which command will allow you to quickly determine the administrative status of all interfaces on a Junos device?

- A. show interfaces status
- B. show interfaces summary
- C. show interfaces terse
- D. show interfaces admin

Correct Answer: C

Section: Volume C Explanation

Explanation/Reference:

QUESTION 130

A network administrator wants to verify the active alarms on interface so-0/0/0.0.

Which command displays this information?

- A. show interfaces alarms
- B. show interfaces terse
- C. show alarms extensive
- D. show interfaces extensive

Correct Answer: D

Section: Volume C

Explanation

Explanation/Reference:



QUESTION 131

Your network administrator has asked you to view the real-time interface usage on ge-0/0/0.

Which command would be used?

- A. monitor interface ge-0/0/0
- B. traceoptions interface ge-0/0/0
- C. debug interface ge-0/0/0
- D. monitor usage ge-0/0/0

Correct Answer: A

Section: Volume C

Explanation

Explanation/Reference:

QUESTION 132

Which operational command would you use to quickly verify the state of all interfaces?

- A. show interfaces terse
- B. show interfaces
- C. show configuration interfaces
- D. show interface status

Correct Answer: A

Section: Volume C Explanation

Explanation/Reference:

QUESTION 133

Which command displays the amount of space available on the storage media?

- A. show chassis routing-engine
- B. show system file-storage
- C. file list
- D. show system storage



Correct Answer: D

Section: Volume C

Explanation

Explanation/Reference:

QUESTION 134

Which command do you use to display the messages seen during the last system boot?



<https://vceplus.com/>

- A. show system boot-messages
- B. show chassis messages
- C. show file system boot-messages
- D. show boot-log messages

Correct Answer: A

Section: Volume C

Explanation

Explanation/Reference:



QUESTION 135

Which command do you use to show active alarms?

- A. show hardware state
- B. show system alarms
- C. show chassis state
- D. show services alarms

Correct Answer: B

Section: Volume C

Explanation

Explanation/Reference:

QUESTION 136

Which command do you use as a valid way to view the PICs within a router as well as the PICs' serial numbers?

- A. show chassis hardware
- B. show chassis interfaces
- C. show chassis pic
- D. show chassis inventory

Correct Answer: A

Section: Volume C

Explanation

Explanation/Reference:

QUESTION 137

What is a valid option when using the ping command?

- A. packet loss
- B. packet size
- C. CRC
- D. TCP port



Correct Answer: B

Section: Volume C Explanation

Explanation/Reference:

QUESTION 138

You issue the ping interface t1-1/1/0 bypass-routing count 1000 rapid command.

Which statement is correct?

- A. The count parameter creates a counter that you can view with the show firewall command.
- B. The count parameter allows the router to count the number of pings for logging purposes.
- C. The count parameter allows the router to pause for 1000 seconds before sending out a ping.
- D. The count parameter allows the router to send out 1000 pings and then stop.

Correct Answer: D

Section: Volume C Explanation

Explanation/Reference:

QUESTION 139

You issue the ping interface t1-1/1/0 1.1.1.1 bypass-routing count 1000 rapid command.

Which statement is correct?

- A. The bypass-routing parameter is used to test the density on the T1 line.
- B. The bypass-routing parameter cannot be used on a T1 interface.
- C. The bypass-routing parameter allows you to ping a host through an interface that has no route through it.
- D. The bypass-routing parameter allows you to ping a local WAN interface without generating any outbound traffic.

Correct Answer: C

Section: Volume C Explanation

Explanation/Reference:



QUESTION 140

You issue the command telnet interface ge-1/1/0 10.10.10.1 source 192.168.100.1 bypass-routing.

Which statement is correct?

- A. The bypass-routing parameter is ignored when using private IP addressing.
- B. The telnet session will have the source IP address 10.10.10.1.
- C. The telnet session will connect to the neighboring device's interface ge-1/1/0.
- D. Return traffic for the telnet session might not arrive at interface ge-1/1/0.

Correct Answer: D

Section: Volume C Explanation

Explanation/Reference:

QUESTION 141

Which command do you issue to upgrade the current software on Junos devices?

- A. request system software replace
- B. request system software install
- C. request system software add
- D. request system software upgrade

Correct Answer: C

Section: Volume C Explanation

Explanation/Reference:

QUESTION 142

Which two commands allow you to return to a previous version of software on the device? (Choose two.)

- A. request system software add
- B. request system software downgrade
- C. request system software replace
- D. request system software rollback



Correct Answer: AD

Section: Volume C

Explanation

Explanation/Reference:

QUESTION 143

Which CLI command do you use to determine which files are cleanup candidates?

- A. request system storage cleanup candidates
- B. request system services storage candidates
- C. request system services candidate cleanup
- D. request system storage cleanup dry-run

Correct Answer: D

Section: Volume C Explanation

Explanation/Reference:

QUESTION 144

Which three steps are part of the root password recovery process? (Choose three.)

- A. Reboot the device.
- B. Run the recovery script.
- C. Reset the root password.
- D. Reset the user passwords.
- E. Load factory-default configuration.

Correct Answer: ABC

Section: Volume C Explanation

Explanation/Reference:

QUESTION 145

During a password recovery, what is the next step after configuring the system to boot into single-user mode? A. Reset the root password.

- B. Press the space bar.
- C. Type recovery.
- D. Press the "Enter" key.

Correct Answer: C

Section: Volume C Explanation

Explanation/Reference:

QUESTION 146

You are modifying the default route preference under the [edit protocols] hierarchy.

In which two routing information sources can you change the default preference value? (Choose two.)

- A. local
- B. OSPF

- C. direct
- D. BGP

Correct Answer: BD

Section: Volume C Explanation

Explanation/Reference:

QUESTION 147

By default, if equal-cost paths exist for the same destination, which action will the router take?

- A. Drop half the traffic.
- B. Make a copy of the traffic and send it to both destinations.
- C. Load-balance traffic between the available paths.
- D. Randomly select one of the available paths to send traffic.

Correct Answer: D

Section: Volume C

Explanation

Explanation/Reference:



QUESTION 148

Which command will display only direct routes?

- A. show route
- B. show route inet.0 direct
- C. show ip route direct
- D. show route protocol direct

Correct Answer: D

Section: Volume C Explanation

Explanation/Reference:

QUESTION 149

What are two reasons why a route might be hidden? (Choose two.)

- A. route preference
- B. routing loop
- C. invalid next hop
- D. routing policy

Correct Answer: CD

Section: Volume C

Explanation

Explanation/Reference:

QUESTION 150

When attempting to view the OSPF routes in the routing table, you issue the command `show route table inet.3` but no OSPF routes are displayed.

What is the problem?

- A. The OSPF routes are located in the `inet4.0` routing table.
- B. The OSPF routes are located in the `inet.0` routing table.
- C. The OSPF routes are located in the `inet.2` routing table.
- D. The OSPF routes are located in the `inet4.3` routing table.



Correct Answer: B

Section: Volume C Explanation

Explanation/Reference:

QUESTION 151

By default, what are three valid routing tables? (Choose three.)

- A. `inet.0`
- B. `inet4.0`
- C. `inet.6`
- D. `inet6.0`

E. inet.3

Correct Answer: ADE **Section:** Volume C Explanation

Explanation/Reference:

QUESTION 152

Which two commands would you use to view OSPF routes? (Choose two.)

- A. show ip route ospf
- B. show ospf routes
- C. show route protocol ospf
- D. show route

Correct Answer: CD **Section:** Volume C Explanation

Explanation/Reference:

QUESTION 153

Which statement is true about routing tables on a Junos device?

- A. They purge any routes not selected as active routes.
- B. They exist in two places: the Routing Engine and the Packet Forwarding Engine.
- C. They are exclusively designed to handle dynamic routing protocols.
- D. They populate the forwarding table.

Correct Answer: D

Section: Volume C Explanation

Explanation/Reference:

QUESTION 154

Which two statements are true about the forwarding table? (Choose two.)

- A. The forwarding table lists each source protocol and preference for each destination.

- B. The forwarding table contains only active routes.
- C. The forwarding table is used to process transit packets.
- D. The forwarding table is stored in compact flash.

Correct Answer: BC **Section:** Volume C

Explanation

Explanation/Reference:

QUESTION 155

Which statement is true about the forwarding table?

- A. The forwarding table is stored in the control plane only.
- B. The forwarding table is stored in the control plane and in the forwarding plane.
- C. The forwarding table contains both active and inactive routes.
- D. The forwarding table can contain only a single next hop per destination.

Correct Answer: B

Section: Volume C **Explanation**

Explanation/Reference:

QUESTION 156

Which statement is true about a routing table?

- A. It contains routes learned dynamically only.
- B. It finds the best path to each destination by using a modified shortest-path-first calculation.
- C. It contains only active BGP routes.
- D. It contains all accepted routes to all destinations.

Correct Answer: D

Section: Volume C

Explanation

Explanation/Reference:

QUESTION 157

Which statement is true about the routing table?

- A. The routing table exists in the control plane only.
- B. The routing table exists in the control plane and in the forwarding plane.
- C. The routing table contains both active and inactive routes.
- D. The routing table is stored on compact flash.

Correct Answer: A

Section: Volume C

Explanation

Explanation/Reference:

QUESTION 158

You have been asked to create a static route with a next hop that is not directly connected to the router.

Which configuration parameter enables the static route to accomplish this scenario?

- A. resolve
- B. indirect
- C. next-hop
- D. recursive

Correct Answer: A

Section: Volume C

Explanation

Explanation/Reference:

QUESTION 159

You have been asked to configure your MX240 with a default route toward your upstream ISP at IP address 192.168.100.1.

Which command successfully completes this task?



<https://vceplus.com/>

- A. user@router# set routing-options static route 0.0.0.0/0 next-hop 192.168.100.1
- B. user@router# set routing-options default route 0.0.0.0/0 next-hop 192.168.100.1
- C. user@router# set forwarding-options static route 0.0.0.0/0 next-hop 192.168.100.1
- D. user@router# set protocols default route 0.0.0.0/0 next-hop 192.168.100.1

Correct Answer: A

Section: Volume C

Explanation

Explanation/Reference:

QUESTION 160

Which protocol creates a complete database of the network topology prior to calculating the optimal route?

- A. BGP
- B. PIM
- C. OSPF
- D. RIP

Correct Answer: C

Section: Volume C

Explanation

Explanation/Reference:

QUESTION 161

Which statement describes an advantage of dynamic routing?

- A. Dynamic routing is typically more scalable when compared to static routing.
- B. Unlike static routing, dynamic routing requires no initial user configuration.
- C. Unlike static routing, dynamic routing provides redundant IP addresses for end-user devices.
- D. Dynamic routing provides DNS services along with IP connectivity, whereas static routing does not.

Correct Answer: A

Section: Volume C **Explanation**

Explanation/Reference:

QUESTION 162

Which two statements are true about terms in a routing policy? (Choose two.)

- A. A routing policy cannot have more than one term.
- B. If a term does not contain a from statement, all routes match.
- C. If a term does not contain a from statement, the Junos OS will not commit.
- D. A then statement is not mandatory in a term.

Correct Answer: BD **Section:** Volume C

Explanation

Explanation/Reference:

QUESTION 163

Which statement is true about terms in a policy?

- A. A single term can be applied to a protocol or interface, independent of the policy.
- B. Once configured, terms within a policy cannot be reordered.
- C. The name of a term is limited to five characters.
- D. A from statement is optional in a term.

Correct Answer: D

Section: Volume C

Explanation

Explanation/Reference:

QUESTION 164

What is the default import routing policy for OSPF?

- A. Accept all OSPF routes and install them into the inet.3 routing table.
- B. Accept all OSPF routes and install them into the inet7.0 routing table.
- C. Accept all OSPF routes and install them into the inet4.0 routing table.
- D. Accept all OSPF routes and install them into the inet.0 routing table.

Correct Answer: D

Section: Volume C Explanation

Explanation/Reference:

QUESTION 165

By default, which two statements are true about export routing policies? (Choose two.)

- A. Export policies can evaluate only active routes.
- B. Export policies can evaluate all routes.
- C. Export policies can be applied to the forwarding table.
- D. Export policies can be applied directly to interfaces



Correct Answer: AC

Section: Volume C

Explanation

Explanation/Reference:

QUESTION 166

What is the default export routing policy for EBGp?

- A. Accept all active BGP routes.
- B. Accept all BGP routes.
- C. Accept no routes.
- D. Accept all active IGP routes.

Correct Answer: A
Section: Volume C
Explanation

Explanation/Reference:

QUESTION 167

You have received a default route through BGP from your ISP and you want to redistribute it into OSPF.

Which method will accomplish this?

- A. Apply an export policy to OSPF that exports the default route.
- B. Apply an import policy to OSPF that imports the default route.
- C. Apply the default-network command to OSPF.
- D. Apply the redistribute-igp command to BGP.

Correct Answer: A
Section: Volume C **Explanation**

Explanation/Reference:



QUESTION 168

There are three static routes in the routing table that need to be announced to your OSPF peers.

Which method is used to accomplish this?

- A. Apply an import policy to OSPF that injects the static routes into OSPF.
- B. Apply an import policy to the static routes that injects the static routes into OSPF.
- C. Apply an export policy to the static routes that injects the static routes into OSPF.
- D. Apply an export policy to OSPF that injects the static routes into OSPF.

Correct Answer: D
Section: Volume C **Explanation**

Explanation/Reference:

QUESTION 169

What is the default export routing policy for RIP?

- A. Accept all local routes.
- B. Accept all RIP routes.
- C. Accept no routes.
- D. Accept all direct routes.

Correct Answer: C

Section: Volume C

Explanation

Explanation/Reference:

QUESTION 170

What is a route filter?

- A. a list of prefixes that can be configured in a policy
- B. a single prefix that is configured separately, and can be referenced in a policy
- C. a list of prefixes that is configured separately and can be referenced in a policy
- D. a single prefix that can be configured within a policy

Correct Answer: A

Section: Volume C

Explanation

Explanation/Reference:

Explanation:

A route filter is a collection of match prefixes. When specifying a match prefix, you can specify an exact match with a particular route or a less precise match. You can configure either a common action that applies to the entire list or an action associated with each prefix.

References: http://www.juniper.net/documentation/en_US/junos16.1/topics/usage-guidelines/policy-configuring-route-lists-for-use-in-routing-policy-matchconditions.html

QUESTION 171

What are two valid actions for a routing policy? (Choose two.)

- A. discard
- B. next policy

- C. accept
- D. ignore

Correct Answer: BC

Section: Volume C Explanation

Explanation/Reference:

QUESTION 172

What are two valid match criteria for a routing policy? (Choose two.)

- A. OSPF area ID
- B. prefix list
- C. port
- D. time-to-live (TTL)

Correct Answer: AB **Section:** Volume C Explanation

Explanation/Reference:



QUESTION 173

What are three valid match criteria in a firewall filter applied to a Layer 3 interface? (Choose three.)

- A. IP address
- B. MAC address
- C. protocol
- D. port
- E. session ID

Correct Answer: ACD

Section: Volume C Explanation

Explanation/Reference:

QUESTION 174

What are three benefits of class of service? (Choose three.)

- A. It can make a slow network faster.
- B. It can prioritize latency-sensitive traffic.
- C. It can eliminate congestion.
- D. It can control congestion.
- E. It can allocate bandwidth for different classes of traffic.

Correct Answer: BDE

Section: Volume C Explanation

Explanation/Reference:

QUESTION 175

Random early detection (RED) is associated with which class of service component?

- A. classification
- B. policing
- C. queuing
- D. scheduling



Correct Answer: D

Section: Volume C Explanation

Explanation/Reference:

QUESTION 176

Which class-of-service component allows you to define the bandwidth allocated to different traffic types?

- A. classification
- B. rewrite marking
- C. scheduling
- D. queuing

Correct Answer: C

Section: Volume C Explanation

Explanation/Reference:

QUESTION 177

What are two purposes of a forwarding class? (Choose two.)

- A. to identify traffic that should be dropped
- B. to classify traffic
- C. to identify traffic that should receive common treatment
- D. to assign traffic to output queues

Correct Answer: CD Section: Volume C

Explanation

Explanation/Reference:

QUESTION 178

What represents the binary equivalence of 207?

- A. 11001111 B. 11101011 C. 11010111
- D. 11010101

Correct Answer: A
Section: Volume C

Explanation

Explanation/Reference:

QUESTION 179

What represents the binary equivalence of 96?

- A. 11010100 B. 01100000 C. 11010000
- D. 11101010

Correct Answer: B



Section: Volume C

Explanation

Explanation/Reference:

QUESTION 180

What represents the decimal equivalence of 01101110?

- A. 90
- B. 96
- C. 110
- D. 118

Correct Answer: C Section: Volume C

Explanation

Explanation/Reference:

QUESTION 181

What represents the decimal equivalence of 11100101?

- A. 5
- B. 93
- C. 177
- D. 229

Correct Answer: D Section: Volume C Explanation

Explanation/Reference:

QUESTION 182

What represents the decimal equivalence of 11100111?

- A. 195
- B. 223



- C. 230
- D. 231

Correct Answer: D

Section: Volume C Explanation

Explanation/Reference:

QUESTION 183

In the MAC address 00: :9f:eA. , what represents the Organizationally Unique Identifier (OUI)?



<https://vceplus.com/>

- A. :9f:eA.
- B. 00: : :9f
- C. 9f:eA.
- D. 00: :

Correct Answer: D

Section: Volume C

Explanation

Explanation/Reference:

QUESTION 184

What is a valid multicast MAC address?

- A. 00:90:69:9f:ea:46

- B. ff:ff:ff:ff:ff:ff
- C. 01:00:5e:28:12:95
- D. 99:99:99:99:99:99

Correct Answer: C

Section: Volume C Explanation

Explanation/Reference:

QUESTION 185

Which two statements are true regarding an Ethernet collision domain? (Choose two.)

- A. If a switch is used, the collision domain is limited to each device and the switch.
- B. If a hub is used, the collision domain is limited to each device and the hub.
- C. If a hub is used, the collision domain includes all devices connected to the hub.
- D. If a switch is used, the collision domain includes all devices connected to the switch.

Correct Answer: AC

Section: Volume C

Explanation



Explanation/Reference:

QUESTION 186

Two devices on an Ethernet segment sent frames at the same time causing a collision.

Which two statements are true? (Choose two.)

- A. Both devices stop transmitting, wait a random period of time, verify the wire is idle, and re-transmit.
- B. The device with the lowest MAC address is permitted to retransmit first.
- C. The device with the lowest MAC address sends a jam signal to notify all other devices of the collision.
- D. Both devices send a jam signal to notify all other devices of the collision.

Correct Answer: AD Section: Volume C Explanation

Explanation/Reference:

QUESTION 187

Which statement is true regarding an Ethernet collision domain?

- A. If a router is used, the collision domain includes all devices connected to the router.
- B. If a hub is used, the collision domain is limited to each device and the hub.
- C. If a switch is used, the collision domain is limited to each device and the switch.
- D. If a bridge is used, the collision domain includes all devices connected to the bridge.

Correct Answer: C

Section: Volume C Explanation

Explanation/Reference:

QUESTION 188

What is the purpose of a network mask?

- A. It is used to identify the maximum hop count of a subnetwork.
- B. It is used to identify an IP address as either private or public.
- C. It is used to identify the network to which an IP address belongs.
- D. It is used to identify the total number of bits present in an IP address.

Correct Answer: C

Section: Volume C

Explanation

Explanation/Reference:

QUESTION 189

What is the purpose of a network mask?

- A. It is used in conjunction with the wildcard mask to determine the number of hosts on a network.
- B. It is used to define which parts of the IP address are allocated to host addresses and network prefixes.
- C. It is used to hide subnets from external networks by masking the subnets with NAT.
- D. It is used to differentiate a network as a classful network or a classless network.

Correct Answer: B

Section: Volume C Explanation

Explanation/Reference:

QUESTION 190

Which two statements are true of a network mask? (Choose two.)

- A. A subnet mask specifies the portion of an IP address that is in a binary format.
- B. A subnet mask specifies the portion of an IP address that is in a decimal format.
- C. A subnet mask specifies the portion of an IP address that represents a network prefix.
- D. A subnet mask specifies the portion of an IP address that represents network hosts.

Correct Answer: CD **Section:** Volume C **Explanation**

Explanation/Reference:

QUESTION 191

Which two characteristics describe the UDP protocol? (Choose two.)

- A. limited error checking
- B. defined timers
- C. no recovery mechanisms
- D. three-way handshake



Correct Answer: AC **Section:** Volume C **Explanation**

Explanation/Reference:

QUESTION 192

You have been asked to develop an application that uses only connection-oriented protocols.
Which two protocols can you use? (Choose two.)

- A. PPP
- B. UDP
- C. TCP
- D. ICMP

Correct Answer: AC **Section:** Volume C **Explanation**

Explanation/Reference:

QUESTION 193

Which three protocols use UDP as a transport protocol by default? (Choose three.)

- A. HTTP
- B. TFTP
- C. DNS
- D. SNMP
- E. SMTP

Correct Answer: BCD **Section:** Volume C

Explanation

Explanation/Reference:



QUESTION 194

Which two protocols use UDP as a transport protocol by default? (Choose two.)

- A. Telnet
- B. ICMP
- C. DHCP
- D. RIP

Correct Answer: CD **Section:** Volume C **Explanation**

Explanation/Reference:

QUESTION 195

Which network mask is the equivalent of 255.255.248.0?

- A. /20
- B. /21
- C. /22
- D. /23

Correct Answer: B

Section: Volume C

Explanation

Explanation/Reference:

QUESTION 196

-- Exhibit --

```
interfaces { ge-0/0/8 { unit 0 {  
  family inet {  
    address 192.168.1.1/24;  
  }  
}  
}  
ge-0/0/9 { unit 0 {  
  family inet { address 192.168.10.1/24;  
  }  
}  
}
```

-- Exhibit --



Referring to the exhibit, which command would you use to add an additional address to the ge-0/0/9.0 interface?

A. [edit interfaces ge-0/0/9 unit 0] user@router# set family inet address /24 B. [edit interfaces ge-0/0/9 unit 0] user@router# set family inet secondary-address /24 C. [edit interfaces ge-0/0/9 unit 0] user@router# set family inet address /24 secondary D. [edit interfaces ge-0/0/9 unit 0] user@router# set family inet address-secondary /24

Correct Answer: A

Section: Volume C

Explanation

Explanation/Reference:

QUESTION 197

```
-- Exhibit -[editsnmp] user@router# show communityCommunityA {
authorization read-only; clients {
    192.168.1.0/28;
}
}
trap-groupgroupA {
categories { link;
}
targets {
    192.168.100.1;
    192.168.200.1;
}
}
```

-- Exhibit --

Referring to the exhibit, what is the purpose of the targets section of the configuration?

- A. It defines which devices will be sending traps.
- B. It specifies where to send traps.
- C. It defines the IP addresses of management systems that can access the device.
- D. It specifies which devices can be polled for SNMP data.

Correct Answer: B

Section: Volume C

Explanation

Explanation/Reference:

QUESTION 198

-- Exhibit --

```
traceroute to 10.1.15.2 (10.1.15.2), 30 hops max, 40 byte packets
 1 10.1.36.1 (10.1.36.1) 0.651 ms 7.834 ms 0.506 ms
 2 10.1.23.1 (10.1.23.1) 0.5 ms 0.5 ms 0.5 ms
 3 * * *
 4 * * *
```

-- Exhibit --

Referring to the exhibit, which statement is correct?

- A. The packets have exceeded the time-to-live value.
- B. There is a loop.
- C. The asterisks indicate a response time out.
- D. The asterisks indicate that the traceroute is completed.

Correct Answer: C

Section: Volume C

Explanation

Explanation/Reference:

QUESTION 199

-- Exhibit -user@router# run show route /24

inet.0: 142 destinations, 142 routes (141 active, 0 holddown, 1 hidden) + = Active Route, - = Last Active, * = Both

/24 * [OSPF/10] 04:10:20 >to 172.25.213.11 via ge-1/0/1.0 to 172.25.213.23 via ge-1/0/2.0 -- Exhibit --

In the exhibit, what does the (>) symbol indicate?

- A. There is a software issue with ge-1/0/1.0 interface.
- B. There is a hardware issue with ge-1/0/1.0 interface.
- C. The next hop of 172.25.213.11 is selected.
- D. The next hop of 172.25.213.11 is not resolvable.

Correct Answer: C

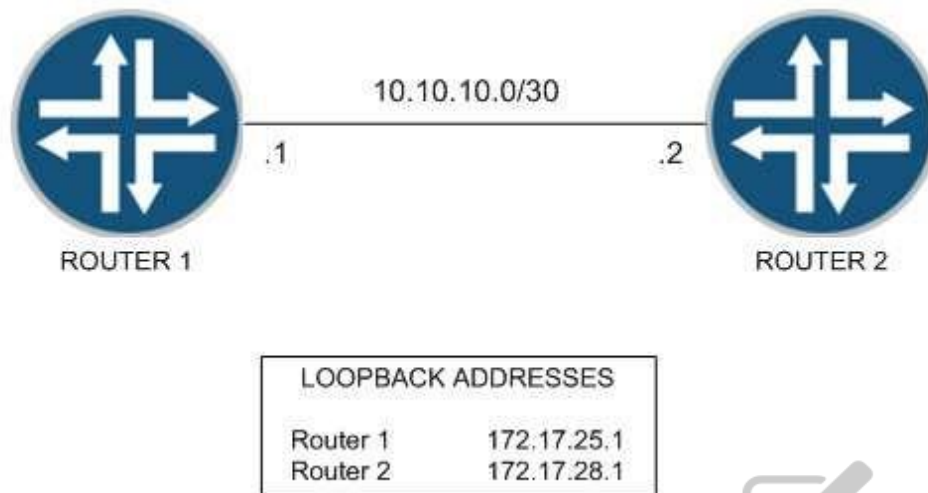
Section: Volume C

Explanation

Explanation/Reference:

QUESTION 200

-- Exhibit --



-- Exhibit --

You have been asked to establish reachability between Router 1's and Router 2's loopback addresses as shown in the exhibit.

Which two steps will accomplish this task? (Choose two.)

- A. Create a static route on Router 1 to 172.17.28.1 with a next hop of 10.10.10.2.
- B. Create a static route on Router 1 to 172.17.28.1 with a next hop of 10.10.10.1.
- C. Create a static route on Router 2 to 172.17.25.1 with a next hop of 10.10.10.1.
- D. Create a static route on Router 1 to 172.17.25.1 with a next hop of 10.10.10.2.

Correct Answer: AC

Section: Volume C Explanation

Explanation/Reference:

QUESTION 201

```
-- Exhibit --
[edit routing-options]
user@router# show
static { defaults { metric 10; preference 10;
}
route 10.10.10.0/24 { next-hop 192.168.100.1; qualified-next-hop
192.168.200.1; preference 6;
}
metric 8;
}
}
-- Exhibit --
```

Given the configuration shown in the exhibit, which statement is correct about traffic matching the route 10.10.10.0/24?

- A. It will be forwarded to 192.168.100.1 using a metric of 10.
- B. It will be forwarded to 192.168.100.1 using a metric of 8.
- C. It will be forwarded to 192.168.200.1 using a metric of 8.
- D. It will be forwarded to 192.168.200.1 using a metric of 10.



Correct Answer: C
Section: Volume C

Explanation

Explanation/Reference:

QUESTION 202

-- Exhibit --

```
user@router> show route
```

inet.0: 9 destinations, 9 routes (9 active, 0 holddown, 0 hidden) + = Active Route, - = Last Active, * = Both

```
10.10.10.91/32    *[Direct/0] 00:09:40
```

```
>via lo0.0
```

```
10.10.10.92/32    *[OSPF/10] 00:01:50, metric 1
```

```
>to 172.16.1.2 via ge-0/0/2.0
100.100.1.0/24    *[Static/5] 00:01:50
    Reject
172.16.1.0/24    *[Direct/0] 00:06:09
>via ge-0/0/2.0
172.16.1.1/32    *[Local/0] 00:06:09
    Local via ge-0/0/2.0
192.168.0.0/16   *[Aggregate/130] 00:00:06
    Reject
192.168.0.0/17   *[Aggregate/130] 00:00:06
>to 172.16.1.2 via ge-0/0/2.0
192.168.50.0/24  *[Static/5] 00:00:06
>to 172.16.1.2 via ge-0/0/2.0
192.168.51.0/24  *[Static/5] 00:00:06 >to 172.16.1.2 via ge-
0/0/2.0
```

```
user@router> show configuration policy-options policy-statement demo {
term 1 { from {
route-filter 192.168.0.0/16 longer accept;
}
then reject;
}
}
```

```
user@router> show configuration protocols ospf export demo; area
0.0.0.0 {
interface ge-0/0/2.0;
}
-- Exhibit --
```

Given the configuration and routing table shown in the exhibit, which routes will be advertised to OSPF neighbors because of the demo policy?

- A. 192.168.0.0/16 only
- B. 192.168.0.0/17 only
- C. 192.168.50.0/24 and 192.168.51.0/24
- D. 192.168.0.0/17, 192.168.50.0/24, and 192.168.51.0/24

Correct Answer: D

Section: Volume C Explanation

Explanation/Reference:

QUESTION 203

-- Exhibit --

```
user@router> show route
```

inet.0: 9 destinations, 9 routes (9 active, 0 holddown, 0 hidden) + = Active Route, - = Last Active, * = Both

```
10.10.10.91/32    *[Direct/0] 00:09:40
>via lo0.0
10.10.10.92/32    *[OSPF/10] 00:01:50, metric 1
>to 172.16.1.2 via ge-0/0/2.0
100.100.1.0/24    *[Static/5] 00:01:50
                Reject
172.16.1.0/24     *[Direct/0] 00:06:09
>via ge-0/0/2.0
172.16.1.1/32     *[Local/0] 00:06:09
                Local via ge-0/0/2.0
192.168.0.0/16    *[Aggregate/130] 00:00:06
                Reject
192.168.0.0/17    *[Aggregate/130] 00:00:06
>to 172.16.1.2 via ge-0/0/2.0
192.168.50.0/24   *[Static/5] 00:00:06
>to 172.16.1.2 via ge-0/0/2.0
192.168.51.0/24   *[Static/5] 00:00:06 >to 172.16.1.2 via ge-0/0/2.0
```

```
user@router> show configuration policy-options policy-statement demo { term 1 { from { protocol static;
route-filter 192.168.0.0/16 orlonger accept;
}
then accept;
}
}
```

```
user@router> show configuration protocols ospf export demo; area
0.0.0.0 {
```




```
interface ge-0/0/2.0;  
}  
-- Exhibit --
```

Given the configuration and routing table shown in the exhibit, which routes will be advertised to OSPF neighbors because of the demo policy?

- A. 192.168.0.0/16 only
- B. 192.168.50.0/24 only
- C. 192.168.50.0/24 and 192.168.51.0/24
- D. 192.168.0.0/17, 192.168.50.0/24, and 192.168.51.0/24

Correct Answer: C
Section: Volume C

Explanation

Explanation/Reference:

QUESTION 204

-- Exhibit --

```
user@router> show configuration firewall family inet {  
  filter demo { term example { from {  
    source-address {  
      100.100.100.0/24;  
    }  
    destination-address {  
      200.200.200.0/24;  
    }  
  }  
  then {  
    reject;  
  }  
}  
term testing { from { source-address {  
  10.10.10.0/28;  
}
```



```
destination-address {  
    200.200.200.0/24;  
}  
}  
then sample;  
}  
term results { from {  
    address {  
        200.200.200.0/24;  
    }  
}  
then accept;  
}  
term final {  
thenpolicer LAPD;  
}  
}  
}  
-- Exhibit --
```

Given the configuration shown in the exhibit, what will happen to traffic from source 10.10.10.25 destined to 200.200.200.1?

- A. The traffic will be rejected.
- B. The traffic will be dropped.
- C. The traffic will be forwarded.
- D. The traffic will be policed.

Correct Answer: C

Section: Volume C

Explanation

Explanation/Reference:

QUESTION 205

-- Exhibit --

user@router> show route

inet.0: 9 destinations, 9 routes (9 active, 0 holddown, 0 hidden) + = Active Route, - = Last Active, * = Both

```
10.10.10.91/32  *[Direct/0] 00:09:40
>via lo0.0
10.10.10.92/32  *[OSPF/10] 00:01:50, metric 1
>to 172.16.1.2 via ge-0/0/2.0
100.100.1.0/24  *[Static/5] 00:01:50
                Reject
172.16.1.0/24   *[Direct/0] 00:06:09
>via ge-0/0/2.0
172.16.1.1/32   *[Local/0] 00:06:09
                Local via ge-0/0/2.0
192.168.0.0/16  *[Aggregate/130] 00:00:06
                Reject
192.168.0.0/17  *[Aggregate/130] 00:00:06
>to 172.16.1.2 via ge-0/0/2.0
192.168.50.0/24 *[Static/5] 00:00:06
>to 172.16.1.2 via ge-0/0/2.0
192.168.51.0/24 *[Static/5] 00:00:06 >to 172.16.1.2 via ge-0/0/2.0
```



```
user@router> show configuration policy-options policy-statement demo { term 1 { from { protocol aggregate; route-filter 192.168.0.0/16 longer;
}
then accept;
}
}
```

```
user@router> show configuration protocols ospf
export demo; area 0.0.0.0 {
interface ge-0/0/2.0;
}
-- Exhibit --
```

Given the configuration and routing table shown in the exhibit, which routes will be advertised to OSPF neighbors because of the demo policy?

A. 192.168.0.0/16 only

- B. 192.168.0.0/17 only
- C. 192.168.0.0/16 and 192.168.0.0/17
- D. 192.168.0.0/17, 192.168.50.0/24, and 192.168.51.0/24

Correct Answer: B

Section: Volume C

Explanation

Explanation/Reference:

QUESTION 206

-- Exhibit --

```
[edit policy-options]
user@router# show policy-statementpolicyABC {
term A { from { protocol rip;
route-filter 192.168.1.0/24 longer;
}
then accept;
}
}
```

```
[edit protocols ospf] user@router# show
exportpolicyABC; area 0.0.0.0 { interface
ge-0/0/0.0; interface lo0.0;
}
```

-- Exhibit --

Referring to the exhibit, which two statements are true? (Choose two.)

- A. The route 192.168.1.0/25 is accepted.
- B. The route 192.168.2.0/24 is accepted.
- C. OSPF routes will be exported into RIP.
- D. RIP routes will be exported into OSPF.

Correct Answer: AD **Section:** Volume C **Explanation**



Explanation/Reference:

QUESTION 207

```
-- Exhibit --  
[edit interfaces]  
user@router# show  
  
...  
lo0 { unit 0 { family inet {  
  filter {  
    input protect-loopback;  
  }  
  address 192.168.100.1/32;  
}  
}  
}
```

Given the configuration shown in the exhibit, what is the function of the protect-loopback filter?



<https://vceplus.com/>

- A. to protect the Routing Engine
- B. to protect all interfaces on the device
- C. to protect the Packet Forwarding Engine
- D. to protect the management interface

Correct Answer: A

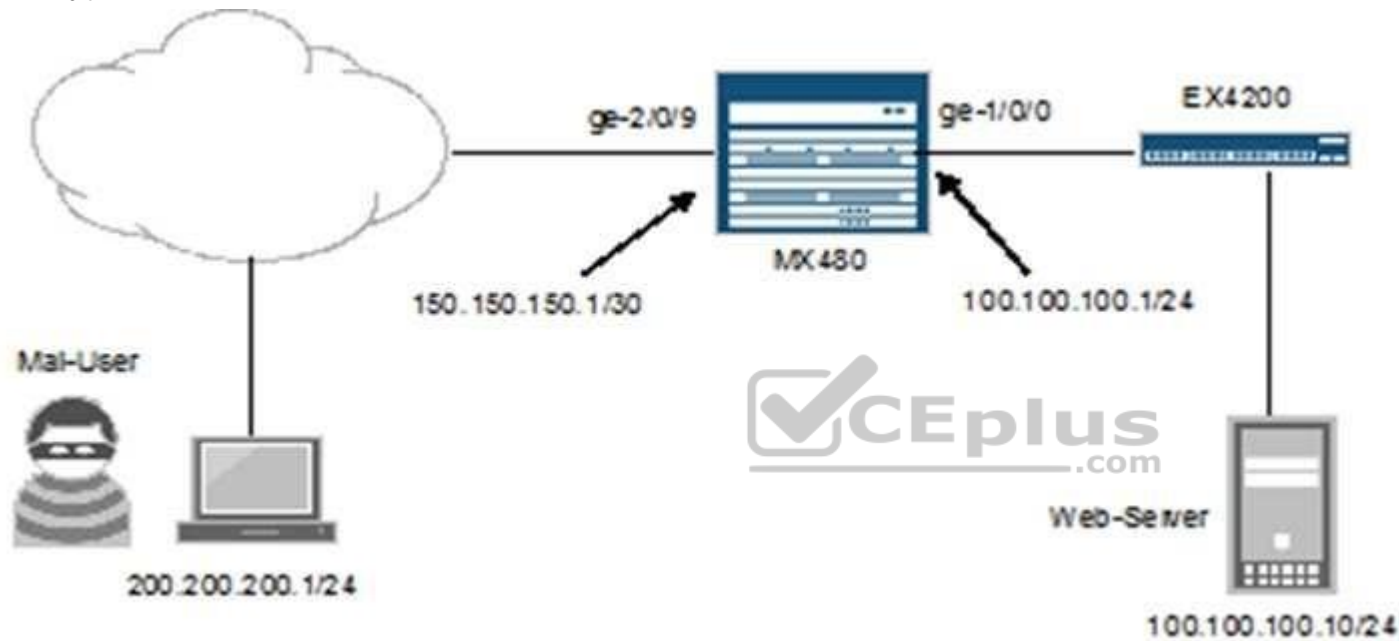
Section: Volume C

Explanation

Explanation/Reference:

QUESTION 208

-- Exhibit --



-- Exhibit --

Referring to the exhibit, you want to block HTTP access to Web-Server from the subnet where Mal-User is located. All other traffic should be permitted.

Which firewall filter configuration do you use?

- A.

```
[edit firewall family inet filter STOP-MAL-USER]
user@router# show term one { from {
source-address {
200.200.200.0/24;
}
destination-address {
```

```
        100.100.100.10/32;
    }
    protocol tcp; destination-port http;
    }
    then accept;
    }
    term two { then {
    reject;
    }
    }
```

B. [edit firewall family inet filter STOP-MAL-USER]

```
user@router# show term one { from {
source-address {
    100.100.100.0/24;
}
destination-address {
    200.200.200.1/32;
}
protocol tcp; destination-port http;
}
then accept;
}
term two { then { reject;
}
}
```

C. [edit firewall family inet filter STOP-MAL-USER] user@router# show term one { from {

```
source-address {
    100.100.100.0/24;
}
destination-address {
    200.200.200.1/32;
}
protocol tcp;
destination-port http;
}
then reject;
}
```



```
term two { then { accept;  
  }  
}
```

D. [edit firewall family inet filter STOP-MAL-USER] user@router# show term one { from { source-address {
 200.200.200.0/24;
 }
 destination-address {
 100.100.100.10/32;
 }
 protocol tcp; destination-port http;
 }
 then reject;
 }
 term two { then {
 accept;
 }
}

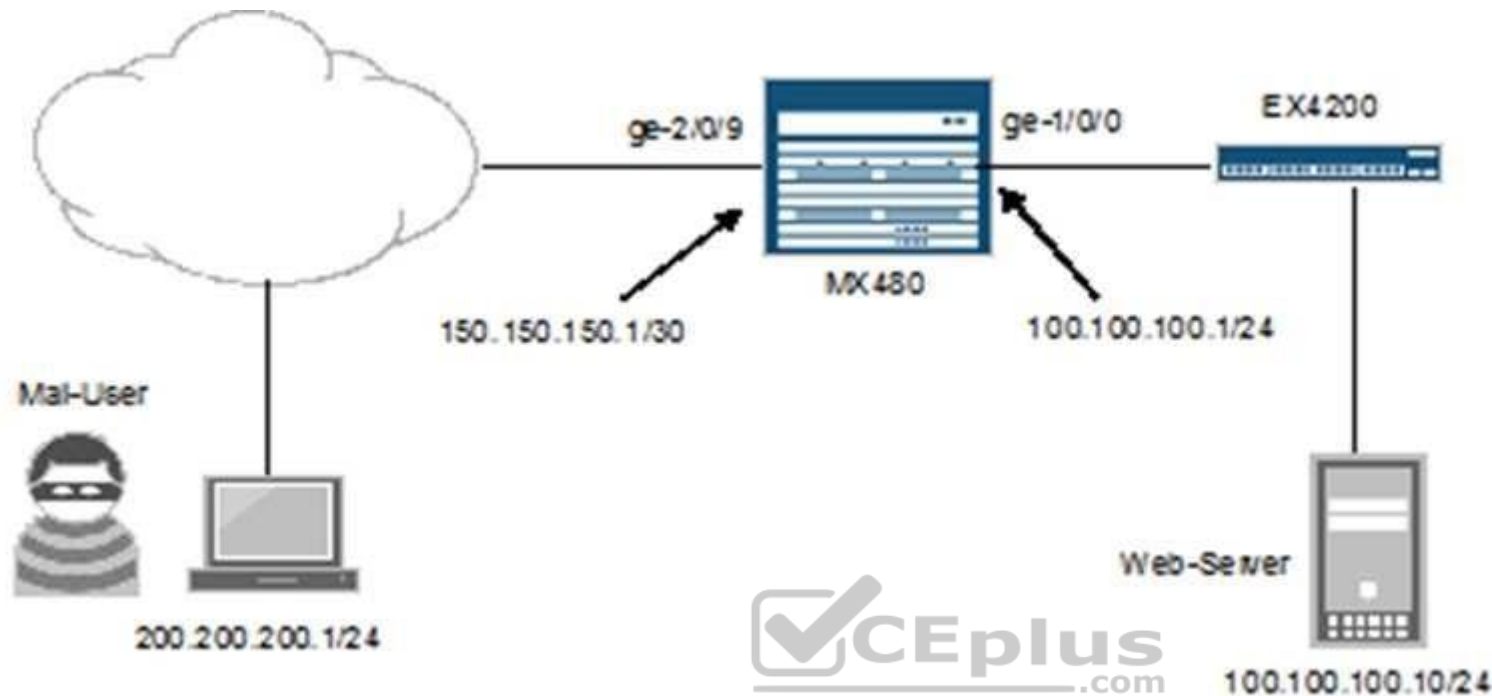
Correct Answer: D
Section: Volume C
Explanation



Explanation/Reference:

QUESTION 209

-- Exhibit --



-- Exhibit --

Referring to the exhibit, you are asked to rate-limit traffic from Web-Server to the subnet where Mal-User is located. All other traffic should be permitted.

Which firewall filter configuration do you use?

A. [edit firewall] user@router# show policer LIMIT-MAL-USER { if-exceeding { bandwidth-limit 400k;
burst-size-limit 100k;
}
then discard;
} family inet { filter STOP-MAL-USER { term one { from {
source-address {
100.100.100.10/32;
}
destination-address { 200.200.200.0/24;
}
}}}}

```
    }  
    then policer LIMIT-MAL-USER;  
  }  
  term two {  
    then accept;  
  }  
}
```

B. [edit firewall] user@router# show policer LIMIT-BAD-USER { if-exceeding { bandwidth-limit 400k; burst-size-limit 100k;

```
  }  
  then discard;  
  } family inet { filter STOP-MAL-USER { term one { from { source-address { 100.100.100.10/32;  
    }  
    destination-address { 200.200.200.0/24;  
    }  
  }  
  then policer LIMIT-MAL-USER;  
  }  
  term two {  
    then accept;  
  }  
}
```

C. [edit firewall] user@router# show policer LIMIT-MAL-USER { if-exceeding { bandwidth-limit 400k;

```
  burst-size-limit 100k;  
  }  
  then discard;  
  } family inet { filter STOP-MAL-USER { term one { from { source-address { 100.100.100.10/32;  
    }  
    destination-address { 200.200.200.0/24;  
    }  
  }  
  then policer LIMIT-MAL-USER;  
  }  
  term two { then reject;  
  }
```

```
    }  
  }  
D. [edit firewall] user@router# show policer LIMIT-MAL-USER { if-exceeding { bandwidth-limit 400k; burst-size-limit 100k;  
  }  
  then discard;  
  } family inet { filter STOP-MAL-USER { term one { from {  
    source-address {  
      200.200.200.0/24;  
    }  
    destination-address { 100.100.100.10/32;  
    }  
  }  
  }  
  then policer LIMIT-MAL-USER;  
  }  
  term two {  
    then accept;  
  }  
  }  
}
```



Correct Answer: A Section: Volume C

Explanation

Explanation/Reference:

QUESTION 210

-- Exhibit --

...

```
if-exceeding { bandwidth-limit 1m; burst-size-limit 3k;  
}
```

then discard;

-- Exhibit --

The configuration in the exhibit is associated with which class of service component?

- A. classification
- B. policing

- C. queuing
- D. scheduling

Correct Answer: B

Section: Volume C

Explanation

Explanation/Reference:

QUESTION 211

-- Exhibit --

```
[edit firewall family inet filter COS-CLASSIFIER]
user@router# show
term MANAGER {
  from {
    source-address {
      192.168.200.0/25;
    }
    destination-address {
      100.100.100.1/32;
    }
  }
  then {
    forwarding-class expedited-forwarding; accept;
  }
}
term ALL-OTHER-TRAFFIC { then accept;
}
```

```
[edit interfaces ge-0/0/1] user@router# show
unit 0 { family inet {
  filter {
    input COS-CLASSIFIER;
  }
}
```



```
address 192.168.200.1/24;  
}  
}  
-- Exhibit --
```

Referring to the exhibit, which type of classifier is being used in this CoS configuration?

- A. behavior aggregate
- B. policer
- C. multifield
- D. forwarding policy

Correct Answer: C

Section: Volume C

Explanation

Explanation/Reference:

QUESTION 212

-- Exhibit --

```
[edit class-of-service] user@router# show interfaces { ge-0/0/2 { unit 0 { classifiers { inet-precedence  
default;  
}  
}  
}  
}  
-- Exhibit --
```

Referring to the exhibit, which type of classifier is being used in this CoS configuration?

- A. behavior aggregate
- B. policer
- C. multifield
- D. forwarding policy

Correct Answer: A

Section: Volume C Explanation



Explanation/Reference:

QUESTION 213

Which of the following commands will configure the maximum transmission unit size of a fast Ethernet interface?

- A. set interfaces fe-0/0/0 unit 0 ethernet-options mtu 1200
- B. set interfaces fe-0/0/0 mtu 1200
- C. set interfaces fe-0/0/0 unit 0 mtu 1200
- D. set interfaces fe-0/0/0.0 mtu 1200

Correct Answer: C

Section: Volume D

Explanation

Explanation/Reference:

Example 1: Reset the MTU size to 1492 at the fe-0/0/2 interface.

[edit] user@srx# set interfaces fe-0/0/2 unit 0 family inet mtu 1492



Example 2: To change the family ISO MTU to 1492 use the following command:

Juniper# set interfaces ge-1/0/2 unit 0 family iso mtu 1492

References: https://www.juniper.net/techpubs/en_US/release-independent/nce/information-products/topic-collections/nce/nce0097-small-office-for-hd-video/smelloffice-for-hd-video.pdf

QUESTION 214

What information does the help topic command provide?

- A. router's version and serial number to help open a case with JTAC
- B. software documentation describing features and configuration tasks within JUNOS
- C. a brief description of commands and their default values
- D. a verification of the current configuration on the router

Correct Answer: B

Section: Volume D

Explanation

Explanation/Reference:

The help topic command displays usage guidelines for the statement based on information that appears in the Junos OS configuration guides.

Incorrect Answers:

C: This is done by the help reference command, which The displays summary information about the statement based on the summary descriptions that appear in the Junos OS configuration guides.

References: http://www.juniper.net/documentation/en_US/junos16.1/topics/concept/junos-cli-online-help-access-overview.html

QUESTION 215

Which two statements about subnet masks are true? (Choose two.)

- A. If a bit is turned on (1), the corresponding bit in the IP address is used for the host portion.
- B. If a bit is turned off (0), the corresponding bit in the IP address is used for the host portion.
- C. If a bit is turned on (1), the corresponding bit in the IP address is used for the network prefix.
- D. If a bit is turned off (0), the corresponding bit in the IP address is used for the network prefix.

Correct Answer: BC

Section: Volume D

Explanation

Explanation/Reference:

Example: 255.0.0.0 (Class A network), in binary 11111111.00000000. 00000000. 00000000

The leftmost octet, 11111111, represents the network prefix, while the other three octets, with zeroes, represent the host portion. References:

http://www.akadia.com/services/ip_routing_on_subnets.html

A.

QUESTION 216

Which statement is correct about logical units on Juniper Router interfaces?

- Logical units are used only when a Layer 2 identifier is present such as a VLAN.
- B. A logical unit of 0 is required when using a frame-relay DLCI.
- C. A logical unit is always required.
- D. Logical units are not required unless ATM or 802.1Q VLAN tagging is configured.

Correct Answer: C

Section: Volume D

Explanation

Explanation/Reference:

Many router vendors refer to a logical unit as a subinterface; they do not require a subinterface on every physical interface, whereas a Juniper Networks router does.

Note: All router interfaces that will send and receive transit traffic require a logical unit to be configured. This logical unit creates a division of the physical interface into multiple parts.

References: <https://www.safaribooksonline.com/library/view/junos-enterprise-routing/9781449309633/ch04s03.html>

QUESTION 217

Which two options are reasons for using traffic classification? (Choose two.)

- A. to use the classification to route traffic
- B. to use the classification to reorder packets from various sources
- C. to use the classification to discard malformed packets
- D. to use the classification to provide the configured service level

Correct Answer: AD

Section: Volume D

Explanation

Explanation/Reference:

Classification entails using a traffic descriptor to categorize a packet within a specific group to define that packet and make it accessible for QoS handling on the network. Using packet classification, you can partition network traffic into multiple priority levels or classes of service.

A.

References: https://www.cisco.com/c/en/us/td/docs/ios/12_2/qos/configuration/guide/fqos_c/qcfcclass.pdf

QUESTION 218

Which three SONET network elements are used for troubleshooting? (Choose three.)

- line
- B. path
- C. circuit
- D. section
- E. segment

Correct Answer: ABD

Section: Volume D Explanation

Explanation/Reference:

Section, line, and path errors occur over different spans of the SONET network and between different pieces of equipment.

References: http://www.juniper.net/documentation/en_US/junos15.1/topics/topic-map/sonet-interfaces-alarms-and-errors.html

QUESTION 219

Which application would be suited for UDP traffic?

- A. Web browsing
- B. downloading a program
- C. streaming television shows
- D. on-line shopping

Correct Answer: C

Section: Volume D

Explanation

Explanation/Reference:

UDP flows would be appropriate for streaming Video shows.

Incorrect Answers:

A: Web browsing would be using both the UDP and the TCP protocols.

B: Downloading a program would make use of the FTP protocol, which uses both UDP and TCP.

A.

References: https://en.wikipedia.org/wiki/List_of_TCP_and_UDP_port_numbers <http://signatures.juniper.net/documentation/applications/Multimedia%3AVideo-Streaming%3APPSTREAM-4-UDP.html>

QUESTION 220

Which two loopback types are supported for serial interfaces on Juniper devices? (Choose two.)



- A. Local
- B. Far End
- C. Remote
- D. Bidirectional

Correct Answer: AC

Section: Volume D Explanation

Explanation/Reference:

For serial interfaces Juniper devices support the local and the remote loopback types.

References: http://www.juniper.net/documentation/en_US/junos12.3/topics/usage-guidelines/interfaces-interface-diagnostics.html

QUESTION 221

When you display the routing table by entering the show route command, what does the * indicate?

- A. The route is a direct route.
- B. The route was selected as active.
- C. The route is a default route.
- D. The route was learned using a dynamic routing protocol.



Correct Answer: B

Section: Volume D

Explanation

Explanation/Reference:

An asterisk (*) indicates that the route is both the active and the last active route. An asterisk before a to line indicates the best subpath to the route.

References: https://www.juniper.net/documentation/en_US/junos14.1/topics/reference/command-summary/show-route-detail.html

QUESTION 222

Which command is a valid way to view the status of an interface?

- A. > show interfaces fe-0/0/0 extensive
- B. > show interfaces fe-0/0/0 status
- C. > show interfaces fe-0/0/0 health-info
- D. > show interfaces fe-0/0/0 verbose

Correct Answer: A
Section: Volume D

Explanation

Explanation/Reference:

You can get the information from "show interface <interface_name> extensive"

References: <https://forums.juniper.net/t5/Ethernet-Switching/Any-Command-like-as-cisco-s-quot-show-interface-status-quot/td-p/4596>

QUESTION 223

When troubleshooting ATM, which command would allow you to test reachability from one side of an ATM cloud to the other?

- A. ping atm vci 0.100 interface at-0/1/0 end-to-end
- B. ping atm vci 0.100 interface at-0/1/0 circuit
- C. ping atm vci 0.100 interface at-0/1/0 far-end
- D. ping atm vci 0.100 interface at-0/1/0 final-hop

Correct Answer: A
Section: Volume D



Explanation

Explanation/Reference: ping atm syntax: Syntax

ping atm interface interface-name vci vci

<brief>

<count count>

<end-to-end | segment>

<interval seconds>

<sequence-number sequence-number>

References: http://www.juniper.net/documentation/en_US/junos13.3/topics/reference/command-summary/ping-atm.html

QUESTION 224

Which command will display the temperature of the Routing Engine's CPU?

- A. show chassis environment
- B. show chassis routing-engine

- C. show chassis temperatures
- D. show chassis status

Correct Answer: B

Section: Volume D

Explanation

Explanation/Reference:

The output fields for the show chassis routing-engine command include: * Temperature:
Temperature of the air flowing past the Routing Engine.

References: https://www.juniper.net/documentation/en_US/junos11.4/topics/reference/command-summary/show-chassis-routing-engine.html

QUESTION 225

Which command would correctly define a router's host-name?

- A. # set ip host-name <name>
- B. > set ip host-name <name>
- C. # set system host-name <name>
- D. > set system host-name <name>

Correct Answer: C

Section: Volume D

Explanation

Explanation/Reference:

Configure the hostname, using the set system host-name command.

[edit]

user@host# set system host-name newton-re0

References: http://www.juniper.net/techpubs/en_US/junos15.1/topics/example/router-name-domain-name-ip-address-system-id-configuring.html

QUESTION 226

You have been asked to use a 28 bit subnet mask to segment the following network block: 108.12.5.0. How many usable hosts per sub-net could you create?

- A. 10 hosts
- B. 14 hosts
- C. 12 hosts

D. 16 hosts

Correct Answer: B

Section: Volume D

Explanation

Explanation/Reference:

Network: 108.12.5.0/28 (Class A)

Broadcast: 108.12.5.15

HostMin: 108.12.5.1

HostMax: 108.12.5.14

Hosts/Net: 14

References: <http://jodies.de/ipcalc?host=108.12.5.0&mask1=28&mask2=>

QUESTION 227

In Ethernet networks, duplex mismatches will lower performance. Which error statistics can be seen if a duplex mismatch is present?

- A. collisions on the full-duplex side; runts on the half-duplex side
- B. collisions on the full-duplex side; collisions on the half-duplex side
- C. collisions on the half-duplex side; framing errors on the full-duplex side
- D. collisions on the half-duplex side; giants on the full-duplex side

Correct Answer: C

Section: Volume D

Explanation

Explanation/Reference:

On an Ethernet connection, a duplex mismatch is a condition where two connected devices operate in different duplex modes, that is, one operates in half duplex while the other one operates in full duplex.

This results in the full-duplex side receiving an incomplete frame with CRC error or a runt frame. It does not detect any collision since CSMA/CD is disabled on the full-duplex side. As a result, when both devices are attempting to transmit at (nearly) the same time, the packet sent by the full-duplex end will be discarded and lost due to an assumed collision and the packet sent by the half duplex device will be delayed or lost due to a CRC error in the frame. References:

https://en.wikipedia.org/wiki/Duplex_mismatch

QUESTION 228

What is correct regarding the configuration shown below?

```
static route 0.0.0.0/0 qualified-next-hop 172.30.25.1 preference 7 next-hop 172.30.25.5
```

- A. The next-hop 172.30.25.1 is selected because the address has the lowest value.
- B. The next-hop 172.30.25.1 is selected because it is listed first.
- C. The next-hop 172.30.25.1 is selected because it is the lowest protocol preference.
- D. The next-hop 172.30.25.5 is selected because it is the lowest protocol preference.

Correct Answer: D

Section: Volume D

Explanation

Explanation/Reference:

The routes with a lower route preference are always used to route traffic. Preference 5 is the default preference for static routes.

References: https://www.juniper.net/documentation/en_US/junos15.1/topics/concept/routing-protocol-static-security-route-preference-and-qualified-next-hopunderstanding.html

QUESTION 229

After issuing the show interfaces terse command, you notice that the status of one interface is "up down". What does this indicate?



<https://vceplus.com/>

- A. Layer 1 on the interface is up but Layer 2 is down.
- B. Layer 2 on the interface is up but Layer 3 has not been configured.
- C. The interface is administratively up but the link status is down.
- D. The interface is up but has been administratively turned off.

Correct Answer: C

Section: Volume D

Explanation

Explanation/Reference:

The the administratively status is displayed in column 1, and the link status is displayed in column 2.

Example:

```
user@host> show interfaces terse t1*
```

Interface	Admin	Link	Proto	Local	Remote	t1-1/0/0
down	up	---	administratively disabled	t1-1/0/0.0	up	down inet
1.1.1.1/30 t1-1/0/1	up	down	---	physical layer down		

References: http://www.juniper.net/documentation/en_US/junos15.1/topics/task/verification/t1-status-displaying.html

QUESTION 230

How many host addresses are available in the 172.27.0.0/28 network?

- A. 6
- B. 30
- C. 28
- D. 14



Correct Answer: D

Section: Volume D

Explanation

Explanation/Reference:

QUESTION 231

-- Exhibit --

```
[edit interfaces ge-0/0/1] user@router# show unit 100 { vlan-id 100;  
family inet {  
address 10.1.1.1 /24;  
}  
}
```



```
[edit interfaces ge-0/0/1] user@router# commit check
[edit interfaces ge-0/0/1]
  'unit 100'
    Only unit 0 is valid for this encapsulation error: configuration check-out failed
-- Exhibit --
```

Referring to the exhibit, you are unable to commit the configuration for the ge-0/0/1 interface.

What must you do to commit the configuration?

- A. You must set the encapsulation vlan-ccc parameter under the [edit interfaces ge-0/0/1 unit 100] hierarchy.
- B. You must set the vlan-tagging parameter under the [edit interfaces ge-0/0/1] hierarchy.
- C. You must use the rename command to change unit 100 to unit 0.
- D. You must set the encapsulation flexible-ethernet-services parameter under the [edit interfaces ge-0/0/1] hierarchy.

Correct Answer: B

Section: Volume D

Explanation

Explanation/Reference:



QUESTION 232

The marketing team needs access to a server on a subnet 172.0.46.0/24. The next-hop router is 10.0.4.2/30. A static route on their gateway has been configured to accomplish the task. You want to keep the static route from being redistributed into dynamic routing protocols.

Which command will satisfy this requirement?

- A. Set routing-options static route 172.0.46.0/24 next-hop 10.0.4.2/30 no-resolve
- B. Set routing-options static route 172.0.46.0/24 next-hop 10.0.4.2/30
- C. Set routing-options static route 172.0.46.0/24 next-hop 10.0.4.2/30 no-readvertise
- D. Set routing-options static route 172.0.46.0/24 next-hop 10.0.4.2/30 no-redistribute

Correct Answer: C

Section: Volume D

Explanation

Explanation/Reference:

QUESTION 233

Which Junos release would address only bug fixes that were not contained in the 15.1R1 version of code?

- A. 15.1R2
- B. 15.1X2
- C. 15.1S2
- D. 15.1F2

Correct Answer: A

Section: Volume D

Explanation

Explanation/Reference:



QUESTION 234

Which command causes the Junos OS temporarily activate a configuration?

- A. commit check
- B. commit synchronize
- C. commit confirmed
- D. commit and-quit

Correct Answer: C

Section: Volume D

Explanation

Explanation/Reference:

QUESTION 235

Click the Exhibit button.

```
user@router>show bfd session detail
Address          State          Interface      Detect time      Transmit Interval

Multiplier
172.16.1.2        Up            ge-1/2/0.0      3.000            1.000            3
  Client Static, TX interval 1.000, RX interval 1.000, Authenticate
  Session up time 00:53:58
  Local diagnostic NbrSignal, remote diagnostic None
  Remote state Up, version 1
  Logical system 9, routing table index 22
1 sessions, 1 clients
Cumulative transmit rate 1.0 pps, cumulative receive rate 1.0 pps
```

Referring to the exhibit, which statement is true?

- A. The customer's link will failover in nine seconds.
- B. the customer has not enabled security for BFD.
- C. The customer has set the version parameter to automatic.
- D. The customer's link flapped within the last hour.

Correct Answer: D

Section: Volume D Explanation

Explanation/Reference:

QUESTION 236

Which two statements about the Junos OS are true? (Choose two.)

- A. It supports Java for automation on all platforms.
- B. It uses the same software source code base for all platforms.
- C. It uses a different software source code base for each platform.
- D. It supports XML for automation on all platforms.

Correct Answer: BD **Section:** Volume D **Explanation**

Explanation/Reference:

QUESTION 237

Which two firewall filter actions will affect a packet's class-of-service settings? (Choose two.)

- A. Forwarding-class
- B. Scheduler
- C. Queue
- D. Loss-priority

Correct Answer: AD **Section:** Volume D

Explanation

Explanation/Reference:

QUESTION 238

What does the "3" in Junos version 14.2R3.2 represent?

- A. A service build number
- B. A single-threaded version of the Junos OS
- C. A major release number
- D. A minor release number

Correct Answer: A

Section: Volume D

Explanation

Explanation/Reference:



QUESTION 239

Click the Exhibit button.



```
[edit]
user@router# show firewall
filter count-no-header {
    term 1 {
        from {
            protocol no-next-header;
        }
        then {
            count count-no-header;
            accept;
        }
    }
}
```

```
[edit]
user@router# show interfaces ge-0/0/0
unit 0 {
    family inet {
        address 10.10.10.3/24;
    }
    family inet6 {
        filter {
            input count-no-header;
        }
        address 2001::1/64;
    }
}
```

```
[edit]
user@router# commit
[edit interfaces ge-0/0/0 unit 0 family inet6]
'filter'
```

Referenced filter 'count-no-header' is not defined

You are asked to create a firewall filter to count IPv6 packets that arrive with a no next header value. As shown in the exhibit, you have created and applied the count-no-header firewall filter to the ge-0/0/0 interface. The commit operation fails.

What is causing this problem?

- A. The firewall term does not include inet6 in the from statement.
- B. IPv6 interfaces do not support firewall filters.
- C. The filter name must be different than the counter name.
- D. The firewall family is not correct.

Correct Answer: D

Section: Volume D Explanation

Explanation/Reference:

QUESTION 240

Which set of IP addresses are in the same subnet?

- A. 185.114.16.59/28 and 185.114.16.64/28
- B. 185.114.16.91/28 and 185.114.16.96/28
- C. 185.114.16.77/28 and 185.114.16.82/28
- D. 185.114.16.40/28 and 185.114.16.45/28

Correct Answer: D

Section: Volume D

Explanation

Explanation/Reference:

QUESTION 241

Which IP protocol number is assigned to TCP?

- A. 17
- B. 4
- C. 18

D. 6

Correct Answer: D

Section: Volume D

Explanation

Explanation/Reference:

QUESTION 242

Which three protocols are connectionless? (Choose three.)

- A. DNS
- B. TFTP
- C. ICMP
- D. SSH
- E. Telnet

Correct Answer: ABC **Section:** Volume D **Explanation**

Explanation/Reference:



QUESTION 243

What are three benefits of using a dynamic routing protocol? (Choose three.)

- A. Increased network security
- B. Decreased network latency
- C. Increased network availability
- D. Lower administrative overhead
- E. Greater network scalability

Correct Answer: CDE **Section:** Volume D

Explanation

Explanation/Reference:

QUESTION 244

Which statement is true when using the allow command and deny command attributes when creating user permissions?

- A. If you allow and deny the same commands, the Junos OS will fail the commit check.
- B. If you allow and deny the same commands, the allow command permissions take precedence over the deny command permissions.
- C. If you specify a regular expression for allow and deny with two variants of a command, both will be ignored.
- D. The all login class permission bits take precedence over allow and deny when a user issues the rollback command.

Correct Answer: B

Section: Volume D

Explanation

Explanation/Reference:

QUESTION 245

What is the default firewall filter behavior when a term is matched but no terminating action is specified?

- A. An implicit deny and the filter evaluation continues to the next term
- B. An implicit accept and the filter evaluation continues to the next term
- C. An implicit accept and the filter evaluation terminates
- D. An implicit deny and the filter evaluation terminates

Correct Answer: C

Section: Volume D

Explanation

Explanation/Reference:

QUESTION 246

What is the network ID address of the IPv4 subnet that includes the IP address 114.180.192.120/28?

- A. 114.180.192.100/28
- B. 114.180.192.118/28
- C. 114.180.192.112/28
- D. 114.180.192.106/28

Correct Answer: C

Section: Volume D Explanation

Explanation/Reference:

QUESTION 247

Which process is responsible for controlling all interfaces on a Junos device?

- A. rpd
- B. chassisd
- C. mgd
- D. dcd

Correct Answer: D

Section: Volume D

Explanation

Explanation/Reference:

QUESTION 248

Click the exhibit button.



```
[edit protocol ospf]
user@router# show
traceoptions {
    file ospf-trace size 64k files 5 no-world-readable;
    flag event detail;
    flag error detail;
}
area 0.0.0.0 {
    interface ge-0/0/0.0;
    interface ge-0/0/1.0;
}
```

Which statement is correct regarding the configuration shown in the exhibit?

- A. When the ospf-trace file has created five files, it will stop logging additional information.
- B. When the ospf-trace file reaches the 64 KB file size, it is renamed and begins a new file.
- C. Timestamp information will not be included for each line of ospf-trace output.
- D. The ospf-trace file will automatically replace any existing trace file with the same name.

Correct Answer: B

Section: Volume D

Explanation

Explanation/Reference:

QUESTION 249

Which statement is true about PFEs?

- A. A PFE receives hardware status messages from the RE.
- B. A PFE receives microcode updates from the RE.
- C. A PFE receives environmental status messages from the RE.
- D. A PFE receives layer 4 forwarding table updates from the RE.

Correct Answer: B

Section: Volume D

Explanation

Explanation/Reference:

QUESTION 250

You must archive log messages for an extended period of time for audit and troubleshooting purposes.

Which syslog setting should you configure on the Junos device in this scenario?

- A. severity
- B. facility
- C. host
- D. console

Correct Answer: C
Section: Volume D

Explanation

Explanation/Reference:

QUESTION 251

You have configured logging to the console port but are uncertain of the impact to the device with troubleshooting.

In this scenario, which command would allow you to minimize the impact?

- A. set system syslog console any none
- B. set system syslog log-rotate-frequency 15
- C. commit confirmed 1 comment troubleshootD. commit synchronize comment troubleshoot

Correct Answer: A
Section: Volume D

Explanation

Explanation/Reference:



QUESTION 252

Click the Exhibit button.

```
[edit firewall family inet]
```

```
user@router# show
```

```
filter protect-RE-1 {  
    term 1 {  
        from {  
            protocol icmp;  
        }  
        then accept;  
    }  
}
```

```
filter protect-RE-2 {  
    term 1 {  
        from {  
            protocol icmp;  
        }  
        then reject;  
    }  
}
```



```
[edit interfaces lo0]
```

```
user@router# show
```

```
unit 0 {  
    family inet {  
        filter {  
            input-list [protect- RE-1 protect-RE-2];  
        }  
        address 192.168.2.1/32;  
    }  
}
```

```
[edit interfaces ge-0/0/0]
```

```
user@router# show
```

```
description "Management VCE Exam Simulator"  
unit 0 {
```

Referring to the exhibit, what happens when ping packets are sent to the management interface address of the local router?

- A. The ping packets are silently discarded.
- B. The ping packets are accepted.
- C. An ICMP redirect messages is returned.
- D. An ICMP error message is returned.

Correct Answer: B

Section: Volume D

Explanation

Explanation/Reference:

Reference: https://www.juniper.net/documentation/en_US/junos/topics/concept/firewall-filter-ex-series-evaluation-understanding.html

QUESTION 253

The PFE receives which two tables from the RE? (Choose two.)



<https://vceplus.com/>

- A. Layer 2 forwarding table B. Layer 4 forwarding table C.
- Layer 3 forwarding table
- D. Layer 5 forwarding table

Correct Answer: AC

Section: Volume D Explanation

Explanation/Reference:

QUESTION 254

Click the Exhibit.

```
[edit system ntp]
user@router# show
boot-server 172.25.11.254;
```

Referring to the exhibit, which action would synchronize a new router's clock with the NTP server?

- A. Reboot the router.
- B. Configure the correct NTP trusted key using the set trusted-key <key-value> configuration command under the [edit system ntp] hierarchy.
- C. Issue the set date ntp operational command.
- D. Configure the NTP server using the set server 172.25.11.254 configuration command under the [edit system ntp] hierarchy.

Correct Answer: D

Section: Volume D

Explanation

Explanation/Reference:

**QUESTION 255**

Which keystroke combination allows users to move the cursor to the beginning of the command line without deleting text?

- A. Ctrl + w
- B. Ctrl + aC. Ctrl + b
- D. Ctrl + u

Correct Answer: B

Section: Volume D Explanation

Explanation/Reference:

QUESTION 256

What are three interface prefixes for a 40-gigabit interface? (Choose three.)

- A. xe
- B. es
- C. et
- D. fte
- E. xle

Correct Answer: CDE **Section:** Volume D **Explanation**

Explanation/Reference:

QUESTION 257

What are three Application Layer protocols? (Choose three.)

- A. FTP
- B. HTTP
- C. TCP
- D. ATME. DNS



Correct Answer: ABE **Section:** Volume D

Explanation

Explanation/Reference:

QUESTION 258

You have configuration groups applied on your router.

Which command would you use to see all components of the interface hierarchy?

- A. show configuration interfaces | display inheritance
- B. show configuration interfaces | display changed
- C. show configuration interfaces | display set
- D. show configuration interfaces | display detail

Correct Answer: C

Section: Volume D Explanation

Explanation/Reference:

QUESTION 259

What is the name of the volume containing the software and files used for the day-to-day operation of a device using Junos with upgraded FreeBSD?

- A. /oam
- B. /active
- C. /var
- D. /junos

Correct Answer: D

Section: Volume D

Explanation

Explanation/Reference:



<https://vceplus.com/>