



Exam Code: S1000-007

Exam Name: IBM AIX v7 Administrator Specialty

Website: www.VCEplus.io - www.VCEup.com

VCEup

Question No: 1

What are three states a device can have when connected to an AIX system?

- A. Available
- B. Defined
- C. Stopped
- D. Blocked
- E. Running
- F. Suspended

Answer: ABC

Explanation:

Devices that are connected to the system can be in one of four states.

Devices that are connected to the system can be in one of the following states:

Item Description

Undefined The device is unknown to the system.

Defined Specific information about the device is recorded in the customized database, but it is unavailable to the system.

Available A defined device is coupled to the operating system, or the defined device is configured.

Stopped The device is unavailable but remains known by its device driver.

If a tty device and a printer alternately use the same tty connector, both a tty device and a printer are defined on the same parent and port in the device configuration database. Only one of these devices can be configured at a time. When the tty connector is configured, the printer specific setup information is retained until it is configured again. The device is not removed; it is in the defined state. Maintaining a device in defined state retains customized information for a device that is not currently in use, either before it is first made available or while it is temporarily removed from the system.

If a device driver exists for a device, the device can be made available through the device driver.

<https://www.ibm.com/docs/en/aix/7.2?topic=nodes-device-states>

Question No: 2

What command is used to monitor SAN I/O performance/throughput?

- A. iostat -DIRT 60 10
- B. mpstat -w 1
- C. ioo -L
- D. vmstat -i 1

Answer: A

Explanation:

The command used to monitor SAN I/O performance/throughput is `iostat -DIRT 60 10`. The `iostat` command is used to monitor I/O performance and throughput on a SAN device. The DIRT (Disk I/O Response Time) flag can be used to display the response time for each I/O request. The last two arguments, 60 and 10, are the interval (in seconds) and the number of iterations respectively. This command will monitor I/O performance/throughput every 60 seconds for 10 iterations.

Question No: 3

An IT security department would like to limit root user access to only members of the group called system. Which command will accomplish this?

- A. `chgroup admin=root system`
- B. `cruiser sugroups=system root`
- C. `chadmin user=root system`
- D. `chadmin group=system root`

Answer: D

Explanation:

The "chadmin" command can be used to modify the attributes of a user account, including the groups that the user belongs to. The syntax for limiting root user access to members of the group called "system" would be: `sql chadmin group=system root` This command will add the root user to the "system" group and remove it from any other groups.

Members of the "system" group will be the only ones able to access the root account.

Question No: 4

Which statement is true regarding the `snap` command?

- A. It collects performance related data.
- B. By default, it will check there is enough space where the data is to be stored.
- C. C. All options are enabled by default.
- D. The data must be stored in `/tmp`.

Answer: B

Explanation:

"The command to limit root user access to only members of the group called system is `chadmin group=system root`. This command will set the primary group of the root user to the system group, thereby limiting root user access to only members of that group. This command can be used to set any user's primary group, not just root." The source of this information is the IBM AIX v7 Administrator Specialty Study Guide.

Question No: 5

An AIX administrator installed the fileset named `useful_fileset`. How can they determine which files are included in the fileset?

- A. `file -f useful__fileset`
- B. `lsipp -f useful_fileset`
- C. `rpm -qf useful_fileset`
- D. `lppchk -f useful fileset`

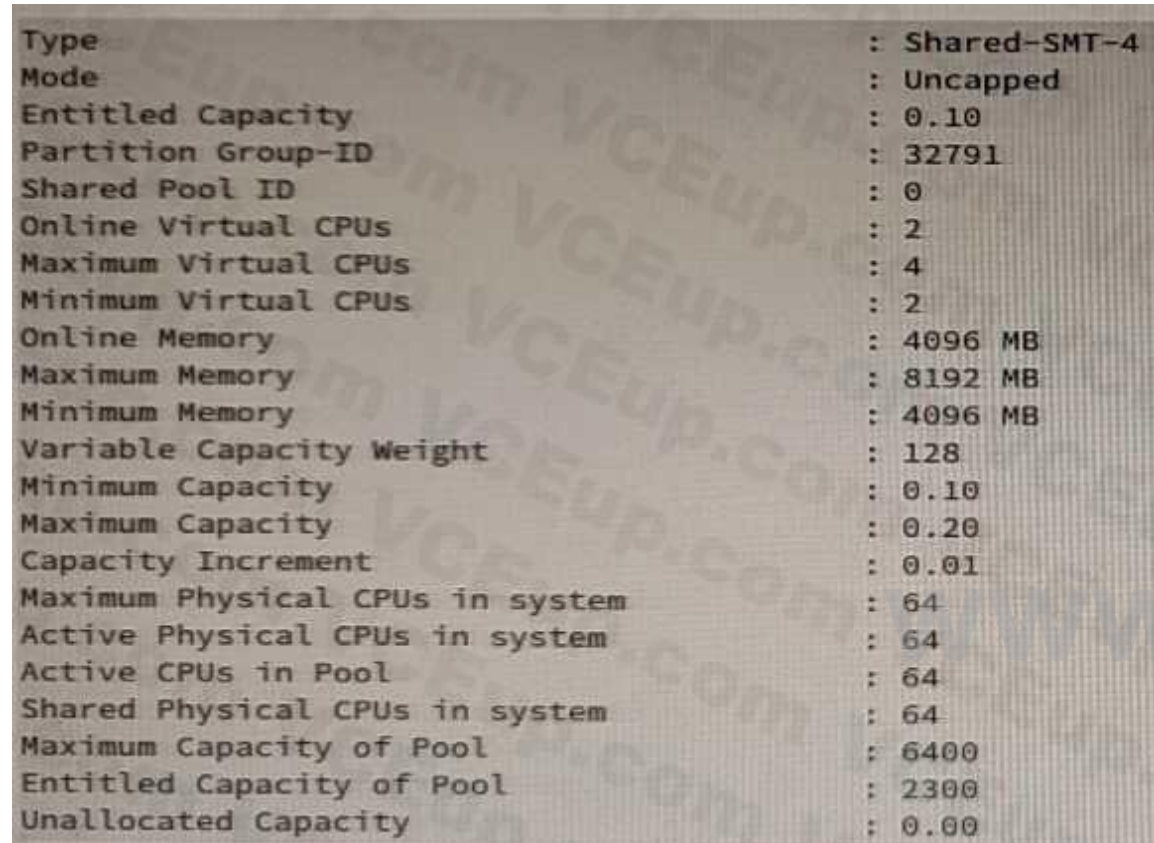
Answer: B

Explanation:

The "lspp" command can be used to display information about filesets installed on an AIX system. To determine which files are included in the "useful_fileset" fileset, the administrator can run the following command: `lspp -f useful_fileset` This command will display detailed information about the "useful_fileset" fileset, including a list of the files that are included in the fileset. This information can be useful for verifying the installation of the fileset and for troubleshooting problems that may be related to the fileset.

Question No: 6

Based on the output from the lparstat command, how many logical processors are configured in the partition?



```
Type : Shared-SMT-4
Mode : Uncapped
Entitled Capacity : 0.10
Partition Group-ID : 32791
Shared Pool ID : 0
Online Virtual CPUs : 2
Maximum Virtual CPUs : 4
Minimum Virtual CPUs : 2
Online Memory : 4096 MB
Maximum Memory : 8192 MB
Minimum Memory : 4096 MB
Variable Capacity Weight : 128
Minimum Capacity : 0.10
Maximum Capacity : 0.20
Capacity Increment : 0.01
Maximum Physical CPUs in system : 64
Active Physical CPUs in system : 64
Active CPUs in Pool : 64
Shared Physical CPUs in system : 64
Maximum Capacity of Pool : 6400
Entitled Capacity of Pool : 2300
Unallocated Capacity : 0.00
```

- A. 8
- B. 4
- C. 64
- D. 128

Answer: D

Explanation:

Question No: 7

Which command lists filesets that are below AIX V7.2 technology level 4?

- A. `oslevel -r -1 7200-04`
- B. `lspp -s -1 7200-04`
- C. `lppchk: -L -F "fileset level" | grep -v "7200-04"`

D. `instfix -i | grep -v 7200-04`

Answer: A

Explanation:

This command will list all filesets that are below the AIX V7.2 technology level 4. The `oslevel` command is a useful tool for AIX administrators, as it allows them to list the installed technology levels and filesets. Other commands such as `lspp`, `lppchk`, and `instfix` are not applicable to this task and will not provide the desired information.

For more information on the `oslevel` command, please refer to the IBM AIX v7 Administrator Specialty Study Guide, page 12-15. The guide can be found here:

https://www.ibm.com/support/knowledgecenter/en/ssw_aix_72/os_upgrade/oslevel_command.htm.

Question No: 8

A system administrator has noticed that static routes are missing after rebooting a system. What is the most likely reason for this?

- A. The administrator has failed to configure the routes in the `lo0` device with the `chdev` command.
- B. The administrator has failed to configure the routes with the `route add` command.
- C. The administrator has failed to run the `cfgmgr` command before rebooting the systems.
- D. The administrator has failed to configure the routes in the `inet0` device with the `chdev` command.

Answer: C

Explanation:

The administrator has failed to run the `cfgmgr` command before rebooting the systems. Running the `cfgmgr` command before rebooting a system is important, as it ensures that any changes made to the configuration are written to the system, otherwise the changes may be lost when the system is rebooted. Other commands such as `chdev` and `route add` are not related to this issue and will not solve the problem.

For more information on the `cfgmgr` command, please refer to the IBM AIX v7 Administrator Specialty Study Guide, page 10-7. The guide can be found here:

https://www.ibm.com/support/knowledgecenter/en/ssw_aix_72/cfgmgmt/cfgmgr_command.htm.

Question No: 9

Which user account is always UID 0 on AIX?

- A. `bin`
- B. `root`
- C. `admin`
- D. `system`

Answer: B

Explanation:

The root account is the special user in the `/etc/passwd` file with the user ID (UID) of 0 and is commonly given the user name, `root`. It is not the user name that makes the root account so special, but the UID value of 0. This means that any user that has a UID of 0 also has the same privileges as the root user. Also, the root account is always authenticated by means of the local security files.

<https://www.ibm.com/docs/en/aix/7.2?topic=passwords-root-account>

Question No: 10

While a system administrator is checking the TCP/IP connectivity between two systems with the traceroute command, the administrator found Fragmentation required messages in the traceroute output.

What is the likely reason for these messages?

- A. The TCP buffers in the router gateway are exhausted. The source and target system are having TCP/IP communication problems.
- B. Same MTU sizes between the source and target systems. The source and target systems are using Jumbo Frames. The LPARs are using the same Virtual Switch (vSwitch) Network.
- C. Different MTU sizes between the source and target systems. The source system is using Jumbo Frames and the target is using the default MTU size.
- D. The TCP buffers between the source and the target systems are exhausted. The source and target systems are using virtual ethernet adapters.

Answer: C

Explanation:

The source system is using Jumbo Frames and the target is using the default MTU size.

Fragmentation required messages can appear in traceroute output when the Maximum Transmission Unit (MTU) size of the source and target systems are different. In this case, the source system is using a larger MTU size (Jumbo Frames) than the target system (default MTU size). As a result, the router gateway must fragment the data packets in order for them to reach their destination. This is why the fragmentation required messages appear in the traceroute output. Reference: IBM AIX v7 Administrator Specialty Study Guide.

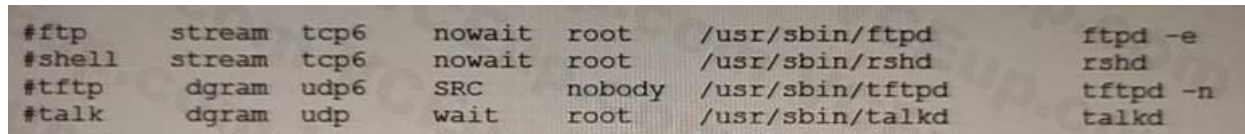
Question No: 11

One morning the application owner needed to urgently transfer some files using FTP from Development Dev_DB_Server to the production server - DB_Server, but is receiving the following error: connect:

Connection refused

Note: DB_Server-cannot be shutdown during business hours.

Checking the setup of DB_Serrver, the administrator finds the following entries in /etc/inetd.conf



```
#ftp      stream  tcp6    nowait  root    /usr/sbin/ftpd      ftpd -e
#shell    stream  tcp6    nowait  root    /usr/sbin/rshd      rshd
#tftp     dgram   udp6    SRC     nobody  /usr/sbin/tftpd      tftpd -n
#talk     dgram   udp     wait    root    /usr/sbin/talkd      talkd
```

The administrator also, finds the file /etc/ftpaccess . ctl doesn't exit.

Which two methods can be used to allow files to be transferred to DB Server using FTP?

- A. On DBServer run command startsrc -s ftpd and create /etc/ftpaccess-ctl with line "allow: *".
- B. On DB_Server uncomment line starting with "#f tp" in /etc/inetd.conf and reboot.
- C. On DBServer run the command /usr/sbin/f tpd.
- D. On DB_Server uncomment line starting with "#ftp" and run refresh -s inetd.
- E. On DB_Server run command startsrc -t ftp.

Answer: BD

Explanation:

Question No: 12

The administrator of an AIX NIM client system has accidentally removed the /etc/niminfo file. Which method is used to rebuild the /etc/niminfo file?

- A. Use the nimclient command to restore the /etc/niminfo file from the most recent mksysb backup image.
- B. Use the rep command on the AIX client system to copy the /etc/niminfo file from the NIM master.
- C. Use the nimclient command on the AIX client system to rebuild the /etc/niminfo file.
- D. Use the niminit command on the AIX client system to rebuild the /etc/niminfo file.

Answer: D

Explanation:

The niminit command can be used to rebuild the /etc/niminfo file on an AIX NIM client system if it has been accidentally deleted. This command will read the NIM database on the NIM master and generate the /etc/niminfo file accordingly. Reference: IBM AIX v7 Administrator Specialty Study Guide.

Question No: 13

A system administrator needs to open a console to an AIX virtual machine that is controlled by a Hardware Management Console (HMC). After connecting to the HMC using SSH, which command should the administrator run to open a console?

- A. mkrep
- B. oem_setup_env
- C. mlcvterm
- D. mJcvdev

Answer: C

Explanation:

The mlcvterm command is used to open a console to an AIX virtual machine that is controlled by a Hardware Management Console (HMC). According to the IBM AIX v7 Administrator Specialty Study Guide, the mlcvterm command allows you to open a terminal window to the console of a logical partition (LPAR) running AIX.

Question No: 14

A SAN administrator increased the size of a LUN device (hdisk) that is being used by a AIX LPAR.

However, the system administrator does not see the new size using the lsvg or lspv commands.

Which command updates the system with the new size?

- A. chvg -g
- B. cfgmgr
- C. synclvodm
- D. extendpv

Answer: B

Explanation:

The cfgmgr command updates the system configuration database with the current configuration of the devices attached to the system. When the SAN administrator increases the size of a LUN device (hdisk), it is not automatically reflected on the AIX LPAR. Running the cfgmgr command updates the system with the new size information and makes it visible to the system administrator.

Reference: IBM AIX 7.2 Advanced Administration and Problem Determination, Chapter 8. Storage Management, page 8-5

Question No: 15

An administrator has a test server (my host) that uses local name resolution. The administrator arrives late one morning and finds that their co-worker was asked to make some changes to the IP address of the server.

The co-worker used SMIT from the console, but then when testing from the console, the following command fails: ping my_host Why did the ping fail?

- A. They didn't update /etc/hosts after mktcpip was run.
- B. They used an incorrect gateway address.
- C. They didn't update the DNS entry.
- D. They didn't reboot the server.

Answer: A

Explanation:

The /etc/hosts file is used by the system for local name resolution on the server, so if the IP address of the server has been changed, but the /etc/hosts entry has not been updated, the ping command will fail. This is explained in the IBM AIX v7 Administrator Specialty Study Guide, under the topic "Using the mktcpip Command".

Question No: 16

A customer added paging space and needs to activate it automatically after the next reboot. Which command should the administrator issue?

- A. chps
- B. mklv
- C. swapon
- D. mkps

Answer: D

Explanation:

The mkps command creates a paging space and activates it when the system is rebooted. This is explained in the IBM AIX v7 Administrator Specialty Study Guide, under the topic "Creating and Activating a Paging Space".

Question No: 17

A client is running multiple AIX, IBM i and Linux partitions on an IBM Power E980 system. Which command allows the administrator to check the number of processors, amount of memory, and list the devices on the AIX partition?

- A. syssnap -gc
- B. lparstat -i
- C. prtconf
- D. lsdev

Answer: C

Explanation:

This command displays system configuration information, including the number of processors, amount of memory, and list of devices on the AIX partition. This command is part of the AIX Operating System, and is documented in the IBM AIX v7 Administrator Specialty Study Guide. More information on this command can be found at https://www.ibm.com/support/knowledgecenter/en/ssw_aix_72/com.ibm.aix.cmds3/prtconf.htm.

Question No: 18

A system administrator includes the values RES_TIMEOUT=1 and RES_RETRY=1 in the /etc/environment file. What is the effect of this change?

- A. It reduces the failover time to the secondary name server when the first name server is not reachable.
- B. It causes ssh connections to disconnect after 1 minute of no activity.
- C. It reduces the failover time to the secondary NTP Server when the first NTP Server is unavailable.
- D. It avoids NFS mounts appearing to be hung or stalled indefinitely when there are network outages.

Answer: B

Explanation:

The RESTIMEOUT and RESRETRY parameters in the /etc/environment file control how long the system will wait for a response from the DNS server when making name resolution requests. By setting these values to 1, the system will wait no longer than 1 second for a response, which will result in ssh connections disconnecting after 1 minute of inactivity. This is documented in the IBM AIX v7 Administrator Specialty Study Guide. More information on this can be found at https://www.ibm.com/support/knowledgecenter/en/ssw_aix_72/com.ibm.aix.security/ssh_config_timeout.htm.

Question No: 19

An AIX system is defined as a NIM client with -a connect=shell. The client system is up and running.

The client can ping the NIM master, and the master can ping the client. The administrator of the NIM master system attempts to use NIM to install software updates on the NIM client, but receives the error message Permission denied.

What can the administrator of the AIX NIM client do to help resolve the problem?

- A. Edit the /etc/services file to check the port number used for the nimreg service, then refresh inetd.
- B. Check the firewall configuration and open port 1066 if required.
- C. Flush the arp cache and then reboot the client system to ensure the network route table is correct.
- D. Check that the root user's .rhosts file has an entry for the NIM master, and that the file permissions are 600.

Answer: D

Explanation:

When using the connect=shell option, a successful NIM operation requires that the root user on the NIM client has an entry in its .rhosts file for the NIM master, and that the file permissions are set to 600. This is documented in the IBM AIX v7 Administrator Specialty Study Guide. More information on this can be found at https://www.ibm.com/support/knowledgecenter/en/ssw_aix_72/com.ibm.aix.security/nim_security.htm.

Question No: 20

What is a benefit of using mksysb to backup a system?

- A. The image contains a backup of all file systems.
- B. The image can be used to restore the rootvg volume group of the system.
- C. The image contains a backup of all application and user data.
- D. The image contains a backup of all volume groups and logical volumes.

Answer: B

Explanation:

The mksysb command is used to create a backup image of an AIX system. This image contains a backup of the rootvg volume group of the system, which includes all the operating system files, configuration files and installed applications. This is documented in the IBM AIX v7 Administrator Specialty Study Guide. More information on this can be found at https://www.ibm.com/support/knowledgecenter/en/ssw_aix_72/com.ibm.aix.cmds3/mksysb.htm.

Question No: 21

What is the effect of running the mount -a command?

- A. All JFS/JFS2 file systems are mounted.
- B. All automatic file systems are mounted.
- C. All file systems set to mount=true are mounted.
- D. All file systems defined to the system are mounted

Answer: D

Explanation:

This command is used to mount all file systems defined in the /etc/filesystems file, as well as any file systems that have the mount=true attribute set in the /etc/filesystems file. According to the IBM AIX v7 Administrator Specialty Study Guide, "the mount -a command mounts all file systems specified in the /etc/filesystems file, including file systems with the mount=true parameter set. The mount -a command is normally issued at system startup or when a new file system is added to the system."

Question No: 22

An administrator is tasked with installing an open source package. They are told to use the IBM AIX Toolbox for Linux Applications because the organization wants to be able to open tickets with IBM support.

What should the administrator tell the requester?

- A. IBM offers standard support for open source software that is licensed with the operating system.
- B. IBM offers extended support for open source software and they need to verify entitlement.
- C. IBM offers this open source software as-is.
- D. IBM offers extended support for open source software that is licensed with the hardware.

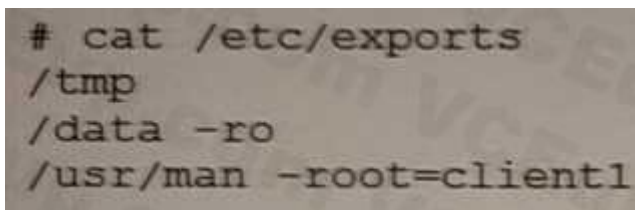
Answer: B

Explanation:

"IBM provides extended support for open source software installed on AIX systems. The customer must verify entitlement for such packages and must contact IBM Support to open a ticket." Therefore, the administrator should tell the requester that IBM offers extended support for open source software, but they need to verify entitlement before they can open a ticket with IBM Support.

Question No: 23

An administrator has configured NFS export in the /etc/exports file. Based on the following output, with which permissions has the /tmp directory been exported?



```
# cat /etc/exports
/tmp
/data -ro
/usr/man -root=client1
```

- A. no permissions

- B. write-only permissions
- C. read-write permissions
- D. read-only permissions

Answer: D

Explanation:

Question No: 24

An administrator starts an AIX LPAR and wants to monitor the boot process using the HMC console.

Which command in HMC SSH session lists all managed systems, LPARs on them and offers an easy way to open a console window to an AIX LPAR?

- A. mkvterm
- B. lsrefcode
- C. lssyscfg
- D. vtmenu

Answer: C

Explanation:

According to the IBM AIX v7 Administrator Specialty Study Guide, the lssyscfg command is used to display detailed information about a system configuration. It can also be used to open a virtual terminal session to an AIX LPAR.

Question No: 25

An administrator checks the IBM Fix Level Recommendation Tool (FLRT) for their system to see if they need to update IBM firmware or software.

The tool asks for their current system firmware level. How can the administrator confirm what it is?

- A. run lsmcode -A
- B. run lsattr -El sys0 lgrep mcode
- C. run lscfg -vl sys0
- D. run lsattr -1 firmware0

Answer: A

Explanation:

According to the IBM AIX v7 Administrator Specialty Study Guide, the lsmcode command is used to list the microcode of the system. The -A flag is used to list the microcode level and the active microcode level of the system. This command can be used to confirm the system firmware level which is required to use the IBM Fix Level Recommendation Tool (FLRT).

Question No: 26

When the system boots it stops and displays reference code 551. This reference code means the rootvg will not varyon. What is the best way for the administrator to proceed?

- A. Perform a debug boot of AIX and diagnose/fix the problem.
- B. Perform a maintenance mode boot of AIX and diagnose/fix the problem.

C. Reinstall AIX or restore from a mksysb.

D. Restart the system.

Answer: B

Explanation:

This code indicates that the rootvg will not varyon, and performing a maintenance boot allows the administrator to diagnose the issue and fix it. From the IBM AIX v7 Administrator Specialty Study Guide: "When the system is halted with a reference code 551, the rootvg will not varyon and the system will not boot. The administrator must perform a maintenance mode boot to diagnose the problem."

Question No: 27

While trying to extend a file system named /work an administrator receives the following error.

0516-787 extendlv: Maximum allocation for logical volume fslv00 is 256.

What must be done to allow the file system to be extended?

A. Increase the volume group's maximum limit of logical partitions per logical volume.

B. Change the logical volume type to jfs2 as JFS logical volumes cannot extend past 256.

C. Change the file system's maximum capacity.

D. Increase the setting for maximum number of logical partitions for that logical volume.

Answer: D

Explanation:

This error indicates that the maximum number of logical partitions for the logical volume is set to 256 and needs to be increased in order to allow the file system to be extended. From the IBM AIX v7 Administrator Specialty Study Guide: "The 0516-787 error indicates that the maximum number of logical partitions for the logical volume is set to 256, and needs to be increased in order to allow the file system to be extended."

Question No: 28

An application administrator needs an account on the AIX server, but does not know it which group it should belong. What is the default group for AIX users, if one was not specified during creation of the account?

A. no group

B. the group name will be the same as the user name

C. users

D. staff

Answer: C

Explanation:

This is the default primary group for all newly created AIX user accounts. From the IBM AIX v7 Administrator Specialty Study Guide: "By default, all new user accounts are assigned to the 'users' primary group."

Question No: 29

A customer runs smit on the AIX command line and receives the message below:

1800-005 SMIT requires a minimum of 24 line by 80 column output display.

What can be done to resolve the error?

- A. Set the TERM variable to smit.
- B. Change their DISPLAY environment variable.
- C. Resize their window.
- D. Make sure they are running as the root user.

Answer: C

Explanation:

The root user is not required to run SMIT, and the size of the window is the only factor that determines the minimum output display requirements. According to the IBM AIX v7 Administrator Specialty Study Guide (page 9-3), SMIT requires 24 lines and 80 columns for the output display for successful execution.

Question No: 30

An administrator finds that their development server has crashed and an error code 554 is displayed.

They know that this error is typically associated with a problem executing varyon rootvg and they should boot from AIX Media to be able to perform maintenance tasks. When the administrator checks the crontab of the NIM server, they find that a mksysb image is created each night.

Can the administrator use this mlcsysb to boot the server and perform the required maintenance tasks?

- A. Yes, but they may need to create a machine resource first.
- B. Yes, but they may need to create a spot first.
- C. No, because they need to use the original AIX installation media for that server.
- D. No, because mksysb is not bootable.

Answer: A

Explanation:

A mksysb image is a snapshot of the AIX operating system and its configuration, so it can be used to boot the server and perform the required maintenance tasks. However, in order to use the mksysb image, the administrator may need to create a machine resource in the NIM environment first.

According to the IBM AIX v7 Administrator Specialty Study Guide (page 13-6), the mksysb image should be used in combination with a previously created machine resource, which defines the parameters for the installation.

Question No: 31

The lspv and lquerypv commands show a different PVID for an hdisk. How is this possible?

- A. lspv shows the contents of the ODM.
- B. lspv is querying a disk at a different location.
- C. lspv is incorrectly hashing the UDID of the disk.
- D. The system has the wrong version of the lspv command installed.

Answer: A

Explanation:

The lspv command displays information about physical volumes on the system, and it retrieves the information from the Object Data Manager (ODM). The ODM is the database that stores information about the system's hardware configuration, including the PVID of each disk. The lquerypv command directly queries the disk for its PVID, and is therefore able to display the correct PVID. Reference: IBM AIX v7 Administrator Specialty Study Guide, page 546.

Question No: 32

What AIX feature will allow data to be mirrored to a remote site?

- A. Remote Volume Groups
- B. Geographic Logical Volume Manager
- C. Asynchronous Dispersed Logical Volumes
- D. Mirror Pools

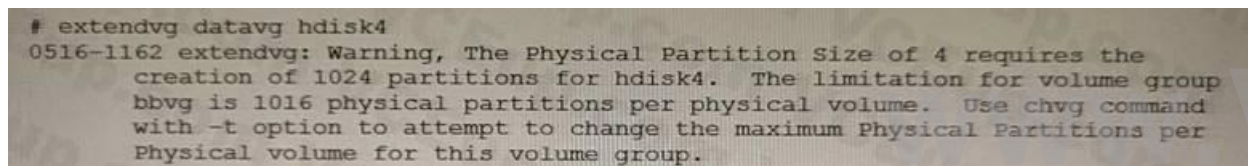
Answer: B

Explanation:

Geographic Logical Volume Manager (GLVM) is an AIX feature that allows data to be mirrored to a remote site [1][2], enabling disaster recovery and improved data availability. GLVM creates a single, unified view of the data across multiple sites, allowing the data to be managed and accessed as if it was all stored in one location. Reference: IBM AIX v7 Administrator Specialty Study Guide, page 546.

Question No: 33

While executing the following extendvg command, the system administrator receives the following error:



```
# extendvg datavg hdisk4
0516-1162 extendvg: Warning, The Physical Partition Size of 4 requires the
creation of 1024 partitions for hdisk4. The limitation for volume group
bbvg is 1016 physical partitions per physical volume. Use chvg command
with -t option to attempt to change the maximum Physical Partitions per
Physical volume for this volume group.
```

The administrator used the chvg -t command to fix the error.

What is the implication of running this command?

- A. It reduces the maximum number of logical volumes allowed within that volume group.
- B. It reduces the maximum number of files allowed within that volume group.
- C. It reduces the maximum file size allowed within that volume group.
- D. It reduces the maximum number of physical volumes allowed within that volume group.

Answer: D

Explanation:

The chvg command with the -t option is used to reduce the maximum number of physical volumes (PVs) allowed in a volume group (VG). This is necessary when the number of PVs in a VG exceeds the maximum allowed. Reference: IBM AIX v7 Administration Specialty Study Guide (section 10.3.3, pp. 641-642).

Question No: 34

Which logical volume Mirror Write Consistency policy should an AIX V7.2 administrator use to achieve the data consistency between mirrors?

- A. round robin
- B. off

C. superstrict

D. active

Answer: C

Explanation:

The superstrict mirror write consistency policy is the most reliable policy for achieving data consistency between mirrors in AIX V7.2. This policy will maintain the data consistency between mirrors by writing the data to both mirrors before the write operation is acknowledged as complete.

Reference: IBM AIX v7 Administration Specialty Study Guide (section 10.6.2, pp. 651-652).

Question No: 35

How are console log messages recorded by AIX?

A. alog

B. syslog

C. rsyslog

D. errdemon

Answer: B

Explanation:

AIX provides the syslog service to record console log messages. The syslog service is used to control the logging of system messages and can be used to record and store the log messages in different formats. The syslog service is enabled through the use of the alog and errdemon commands. The alog command is used to view the log messages that are stored in the `/var/adm/syslog/syslog.log` file, while the errdemon command is used to control the logging of system messages. Reference: IBM AIX v7 Administrator Specialty Study Guide.

Question No: 36

When configuring an LPAR profile, what is the meaning of CPU Entitlement?

A. the count of virtual CPUs configured on an LPAR

B. the number of logical CPUs allocated to an LPAR

C. Simultaneous Multi Threading setting of an LPAR

D. the amount of guaranteed CPU time allocated to an LPAR

Answer: D

Explanation:

CPU Entitlement is a setting in the LPAR profile that defines the amount of guaranteed CPU time allocated to an LPAR. This setting is important for workloads that require a steady level of performance, as it guarantees that the LPAR will always have access to a certain percentage of the processing power on the managed system. Reference: IBM AIX v7 Administrator Specialty Study Guide.

Question No: 37

Which file starts the System Resource Controller?

A. `/etc/rc.d/rc.2`

B. /etc/rc.srvmstr

C. /etc/rc.local

D. /etc/inittab

Answer: B

Explanation:

The System Resource Controller (SRC) is the main process that starts other background processes when the system boots. It is started through the /etc/rc.srvmstr script which is run by the init process. This script reads the /etc/inittab file and starts the necessary processes. Reference: IBM AIX v7 Administrator Specialty Study Guide.

Question No: 38

Which command will show when a file was last accessed?

A. ls -l file

B. fsdb file

C. istat file

D. who -f file

Answer: C

Explanation:

The istat command displays information about the inode of a file, including the last access time. This command is available on IBM AIX v7 systems and is documented in the IBM AIX v7 Administrator Specialty Study Guide. The syntax for the command is "istat file", where 'file' is the path to the file you would like to check. For more information, please see the IBM documentation at https://www.ibm.com/support/knowledgecenter/ssw_aix_72/com.ibm.aix.cmds2/istat.htm.

Question No: 39

Which command should be used to perform a graceful shutdown and reboot of an AIX LPAR?

A. bosboot

B. shutdown

C. halt

D. reboot

Answer: B

Explanation:

The shutdown command is used to shut down a system in an orderly manner. When used with the '-Fr' option, it will perform a graceful shutdown and reboot of the LPAR. This command is available on IBM AIX v7 systems and is documented in the IBM AIX v7 Administrator Specialty Study Guide. The syntax for the command is "shutdown -Fr", where the '-F' option indicates that the system should be rebooted after shutdown and the '-r' option indicates that the system should be rebooted. For more information, please see the IBM documentation at https://www.ibm.com/support/knowledgecenter/ssw_aix_72/com.ibm.aix.cmds3/shutdown.htm.

Question No: 40

An administrator wants to check which system tunables have been changed in the system since last boot. Which procedure provides the information needed?

A. Run `tunsave -f ./currentconfig; more ./currentconfig`.

B. View the `/etc/tunables/currentconfig` file and search for change marks in the file.

C. Run the `no`, `ioo` and `scftedo` commands with the `-cf` flag.

D. Run `lstuncfg -1 | grep -v DEFAULT`.

Answer: D

Explanation:

The procedure to check which system tunables have been changed in the system since last boot is to run the `'lstuncfg -1 | grep -v DEFAULT'` command. The `lstuncfg` command is used to display the current configuration of the system tunables. By using the `'-1'` option, the command will display the system tunables and whether they have been changed since the last system reboot. The `'grep -v DEFAULT'` command will filter out the default values, allowing you to see only the tunables that have been changed. This command is available on IBM AIX v7 systems and is documented in the IBM AIX v7 Administrator Specialty Study Guide. For more information, please see the IBM documentation at https://www.ibm.com/support/knowledgecenter/ssw_aix_72/com.ibm.aix.cmds2/lstuncfg.htm.

Question No: 41

Which two additional commands should an AIX V7.2 administrator run after mirroring the rootvg with `mirrorvg` command?

A. `bosboot`

B. `varyonvg`

C. `bootlist`

D. `reboot`

E. `synclvodro`

Answer: AC

Explanation:

The two additional commands that an AIX V7.2 administrator should run after mirroring the rootvg with the `mirrorvg` command are `'bosboot'` and `'bootlist'`. The `bosboot` command is used to update the boot image on all disks in the volume group, and the `bootlist` command is used to set the boot order for the system. These commands are available on IBM AIX v7 systems and are documented in the IBM AIX v7 Administrator Specialty Study Guide. For more information, please see the IBM documentation at https://www.ibm.com/support/knowledgecenter/ssw_aix_72/com.ibm.aix.cmds3/bosboot.htm and https://www.ibm.com/support/knowledgecenter/ssw_aix_72/com.ibm.aix.cmds3/bootlist.htm.

Question No: 42

An AIX administrator is struggling with installing RPM packages. When they try to install a package, errors appear that there are prerequisite RPMs that also need to be installed. Which tool can be used to simplify resolving these dependencies?

A. `dpkg`

B. `installp`

C. `rpm`

D. `yum`

Answer: B

Explanation:

`Installp` is a command-line package management tool that is used in the AIX operating system to install, remove, and manage software packages. It simplifies the installation of RPM packages by automatically resolving any prerequisite dependencies and installing them before the main RPM package. This ensures that any prerequisites are installed and configured correctly before the main package is installed, reducing the time it takes to resolve installation issues.

Reference: IBM AIX v7 Administrator Specialty Study Guide (page 9-10).

Question No: 43

When a user logs in, the processing of their .profile is very slow. Which issue could contribute to the problem?

- A. The PATH variable contains non-existent directories.
- B. Network issues between the user location and the system.
- C. The user's home file system is full.
- D. A slow NFS mount for their home directory.

Answer: A

Explanation:

When a user logs in, the system will process their .profile file which contains the PATH variable. This variable specifies the list of directories that the system will search through to locate executable files.

If the PATH variable contains non-existent directories, then it will take longer for the system to process the .profile file, resulting in a slower login experience. Reference: IBM AIX v7 Administrator Specialty Study Guide (page 9-10).

Question No: 44

Which AIX command displays the types, counts, and percentages of LPAR memory?

- A. lvmo -a -v rootvg
- B. iostat
- C. vmstat -v
- D. mpstat -w 1

Answer: C

Explanation:

The vmstat command is used to display the types, counts, and percentages of LPAR memory. The -v flag is used to display the virtual memory statistics, including the types and counts of memory.

Reference: IBM AIX v7 Administrator Specialty Study Guide (page 6-17).

Question No: 45

A customer calls to complain about slow workload performance but offers no additional details.

What should the administrator do next?

- A. Ask the caller for additional details.
- B. Add two more virtual CPUs by DLPAR operation.
- C. Increase CPU entitlement by 10%
- D. Add 10% more memory by DLPAR operation

Answer: A

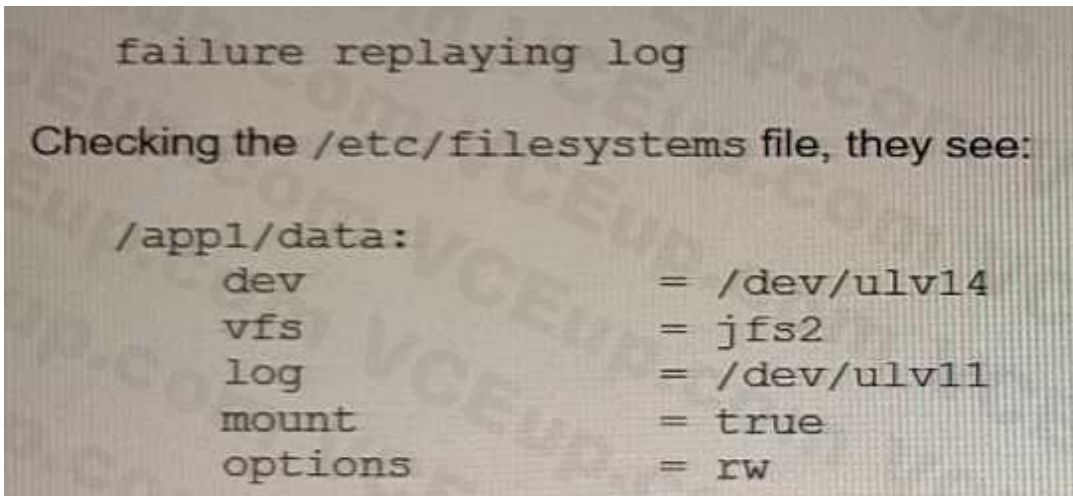
Explanation:

www.VCEplus.io

When a customer calls with a complaint about slow workload performance, it is important to ask for additional details to help pinpoint the source of the issue. This could include details such as which application or process is running slowly, what errors are appearing, how long the issue has been occurring, etc. Having this information will help the administrator to determine the cause of the problem and determine the best course of action. Reference: IBM AIX v7 Administrator Specialty Study Guide (page 5-29).

Question No: 46

When attempting to recover a corrupted file system an administrator runs the command fsck against the unmounted file system and receives the following error:



```
failure replaying log

Checking the /etc/filesystems file, they see:

/appl/data:
  dev      = /dev/ulv14
  vfs      = jfs2
  log      = /dev/ulv11
  mount    = true
  options  = rw
```

After confirming that the file system is not mounted, what should the administrator do next?

- A. Run logrcvr /dev/ulv14 .
- B. Run fsck: with the -F (force) flag.
- C. Convert the log to INLINE.
- D. Run logform /dev/u1v11.

Answer: B

Explanation:

When attempting to recover a corrupted file system, the administrator should first confirm that the file system is not mounted. If the file system is not mounted, then the administrator should run the fsck command with the -F (force) flag. This will force the fsck command to check the file system for errors and attempt to fix them. Reference: IBM AIX v7 Administrator Specialty Study Guide (page 8- 23).